



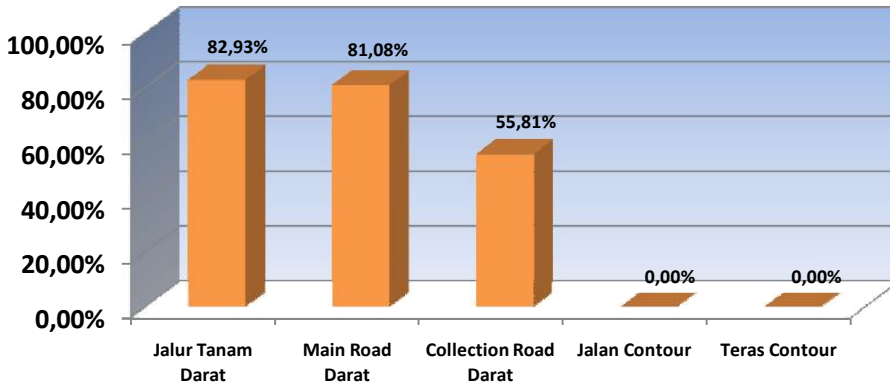
PROGRESS REPORT - Kebun Sungai Besar

KONTRAK NO :

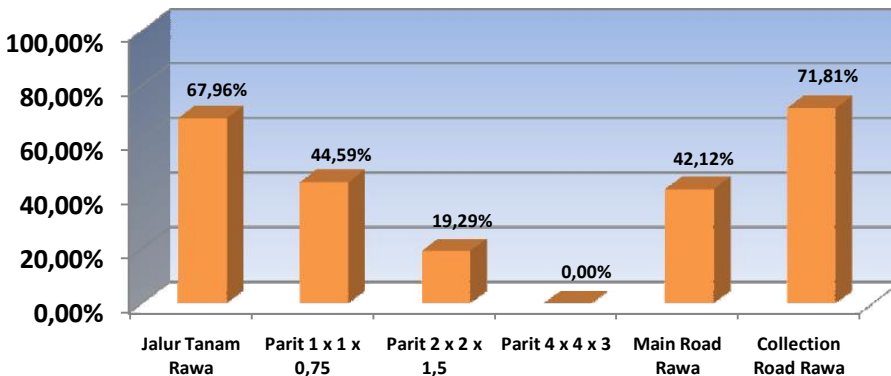
1. 175/SBSE/JKTO/12/2012-Jalur Tanam, BPRT, & PJLN
2. 175/SBSE/JKTO/12/2012-SWAB

Jenis Pekerjaan	Unit	Vol SPK 1 Jan '13 s.d. 31 Des '13	Realisasi			%
			AKUMULASI S.D BULAN LALU	BAPP Des 2013	S.D BAPP Des 2013	
Bulldozer						
Jalur Tanam Darat	Ha	240,00	199,02	-	199,02	82,93%
Main Road Darat	Meter	3.012,00	2.442,05	-	2.442,05	81,08%
Collection Road Darat	Meter	10.481,00	5.849,12	-	5.849,12	55,81%
Jalan Contour	Meter	6.900,00	-	-	-	0,00%
Teras Contour	Meter	66.900,00	-	-	-	0,00%
Sewa Buldozer	HM		416,40	-	416,40	
Excavator						
Jalur Tanam Rawa	Ha	360,00	204,91	39,76	244,67	67,96%
Parit 1 x 1 x 0,75	Meter	124.800,00	37.647,22	18.004,02	55.651,24	44,59%
Parit 2 x 2 x 1,5	Meter	14.496,00	2.713,83	83,00	2.796,83	19,29%
Parit 4 x 4 x 3	Meter	4.572,00	-	-	-	0,00%
Main Road Rawa	Meter	3.672,00	1.546,53	-	1.546,53	42,12%
Collection Road Rawa	Meter	12.096,00	7.396,83	1.289,62	8.686,45	71,81%
Gorong-gorong	Unit		24,00	1,00	25,00	
Jembatan 2 M	Unit		6,00	1,00	7,00	
Jembatan 4 M	Unit		-	-	-	
Jembatan 5-10 M	Unit		-	-	-	
Jembatan > 10 M	Unit		-	-	-	
Sewa Excavator	HM		2.086,80	620,60	2.707,40	
Imas Tumbang	Ha	300,00	-	-	-	0,00%

Pekerjaan Bulldozer



Pekerjaan Excavator

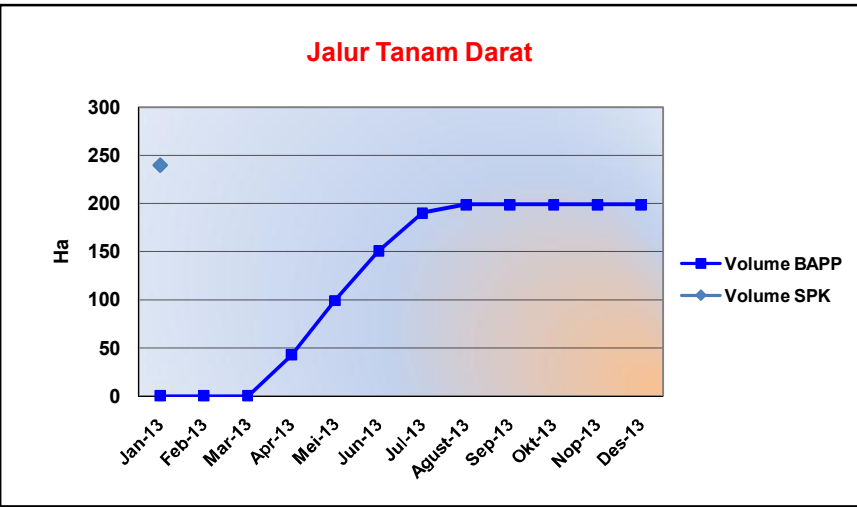




PROGRESS REPORT - Kebun Sungai Besar

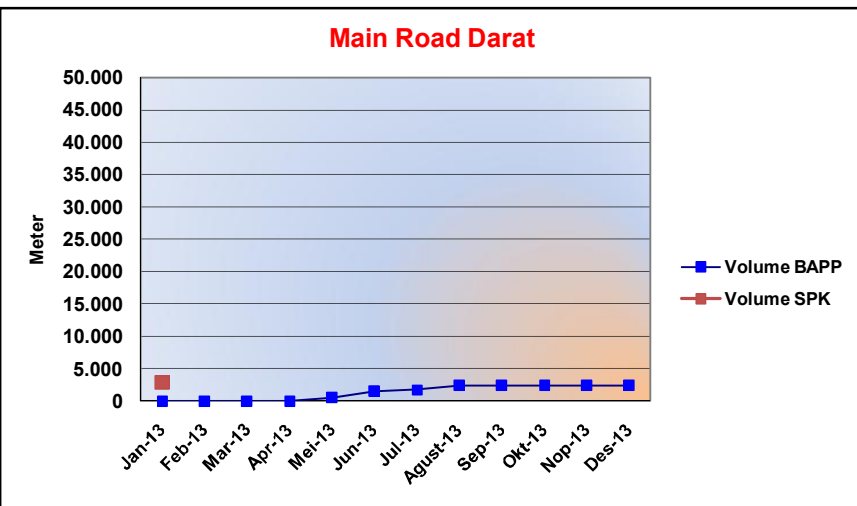
Chart & Detail Per Month

Jenis Pekerjaan	Unit	Vol SPK	Realisasi	%
Jalur Tanam Darat	Ha	240,00	199,02	82,93%



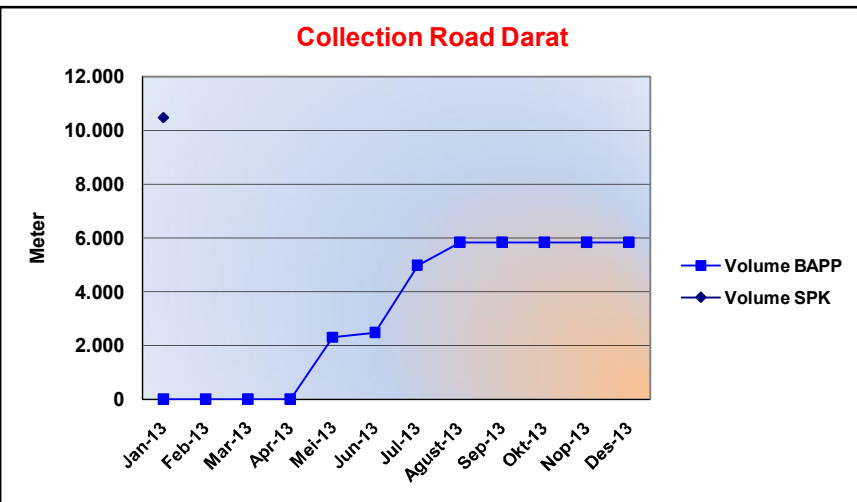
Bulan	Hasil per Bulan	Kumulatif
Jan-13	-	-
Feb-13	-	-
Mar-13	-	-
Apr-13	42,71	42,71
Mei-13	56,49	99,20
Jun-13	51,47	150,67
Jul-13	39,63	190,30
Agust-13	8,72	199,02
Sep-13	-	199,02
Oct-13	-	199,02
Nop-13	-	199,02
Des-13	-	199,02
	199,02	

Jenis Pekerjaan	Unit	Vol SPK	Realisasi	%
Main Road Darat	Meter	3.012,00	2.442,05	81,08%



Bulan	Hasil per Bulan	Kumulatif
Jan-13	-	-
Feb-13	-	-
Mar-13	-	-
Apr-13	-	-
Mei-13	586,20	586,20
Jun-13	972,07	1.558,27
Jul-13	253,87	1.812,14
Agust-13	629,91	2.442,05
Sep-13	-	2.442,05
Oct-13	-	2.442,05
Nop-13	-	2.442,05
Des-13	-	2.442,05
	2.442,05	

Jenis Pekerjaan	Unit	Vol SPK	Realisasi	%
Collection Road Darat	Meter	10.481,00	5.849,12	55,81%

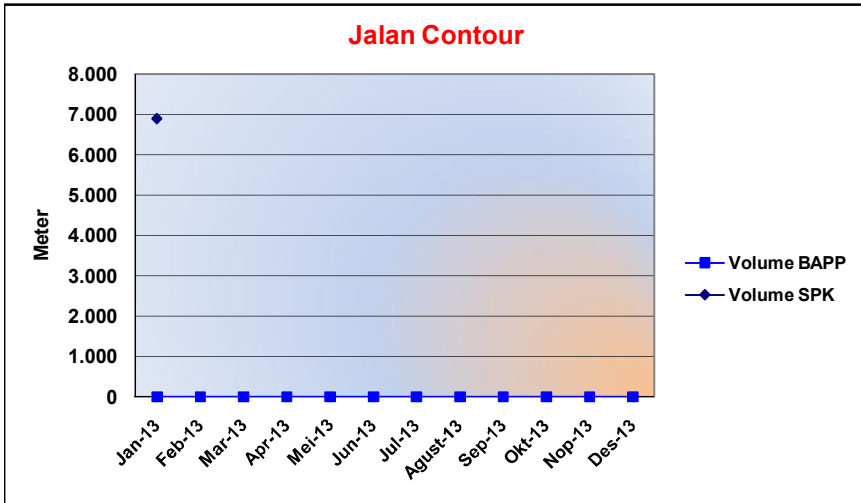


Bulan	Hasil per Bulan	Kumulatif
Jan-13	-	-
Feb-13	-	-
Mar-13	-	-
Apr-13	-	-
Mei-13	2.307,77	2.307,77
Jun-13	178,02	2.485,79
Jul-13	2.495,54	4.981,33
Agust-13	867,79	5.849,12
Sep-13	-	5.849,12
Oct-13	-	5.849,12
Nop-13	-	5.849,12
Des-13	-	5.849,12
	5.849,12	



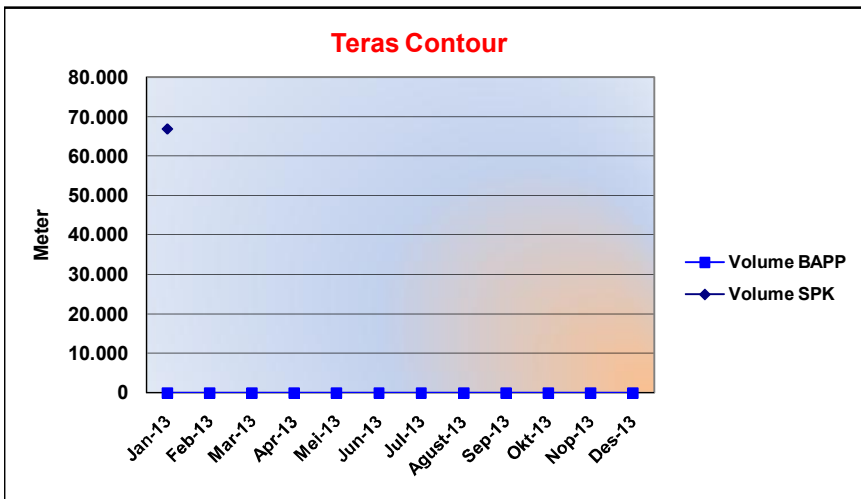
PROGRESS REPORT - Kebun Sungai Besar

Jenis Pekerjaan	Unit	Vol SPK	Realisasi	%
Jalan Contour	Meter	6.900,00	-	0,00%



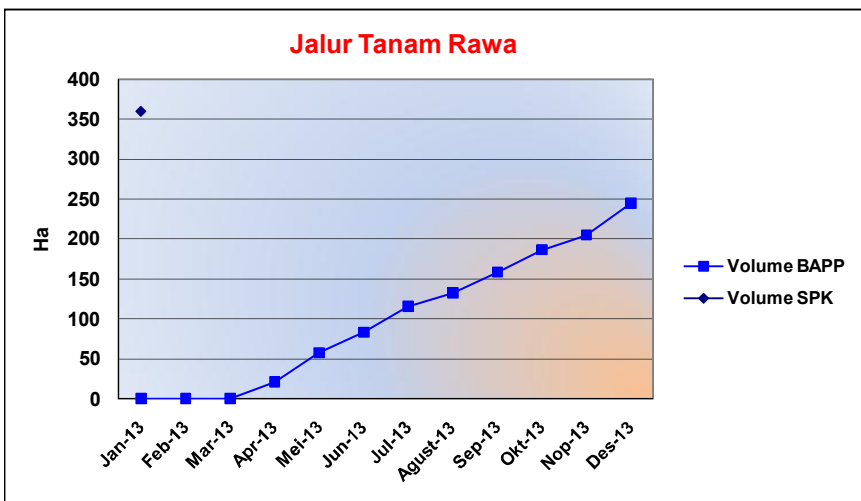
Bulan	Hasil per Bulan	Kumulatif
Jan-13	-	-
Feb-13	-	-
Mar-13	-	-
Apr-13	-	-
Mei-13	-	-
Jun-13	-	-
Jul-13	-	-
Agust-13	-	-
Sep-13	-	-
Okt-13	-	-
Nop-13	-	-
Des-13	-	-
	-	-

Jenis Pekerjaan	Unit	Vol SPK	Realisasi	%
Teras Contour	Meter	66.900,00	-	0,00%



Bulan	Hasil per Bulan	Kumulatif
Jan-13	-	-
Feb-13	-	-
Mar-13	-	-
Apr-13	-	-
Mei-13	-	-
Jun-13	-	-
Jul-13	-	-
Agust-13	-	-
Sep-13	-	-
Okt-13	-	-
Nop-13	-	-
Des-13	-	-
	-	-

Jenis Pekerjaan	Unit	Vol SPK	Realisasi	%
Jalur Tanam Rawa	Ha	360,00	204,91	67,96%

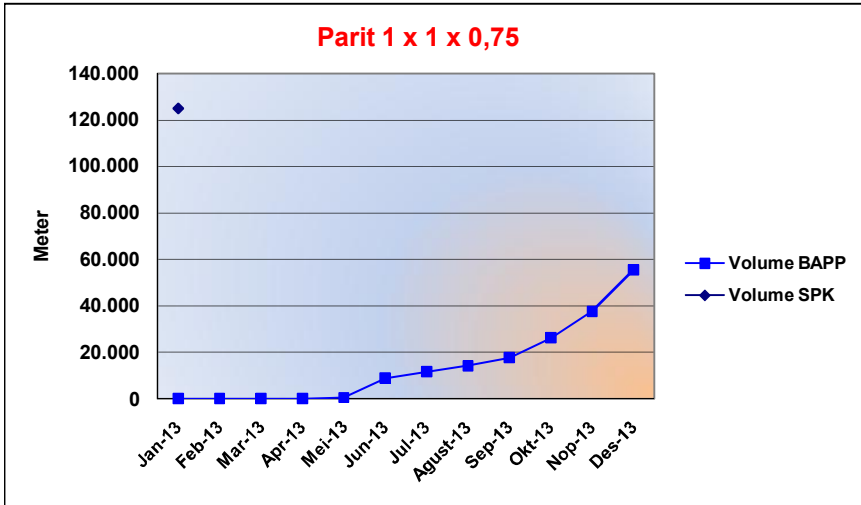


Bulan	Hasil per Bulan	Kumulatif
Jan-13	-	-
Feb-13	-	-
Mar-13	-	-
Apr-13	20,87	20,87
Mei-13	36,62	57,49
Jun-13	25,62	83,11
Jul-13	32,32	115,43
Agust-13	17,01	132,44
Sep-13	25,95	158,39
Okt-13	27,94	186,33
Nop-13	18,58	204,91
Des-13	39,76	244,67
	204,91	



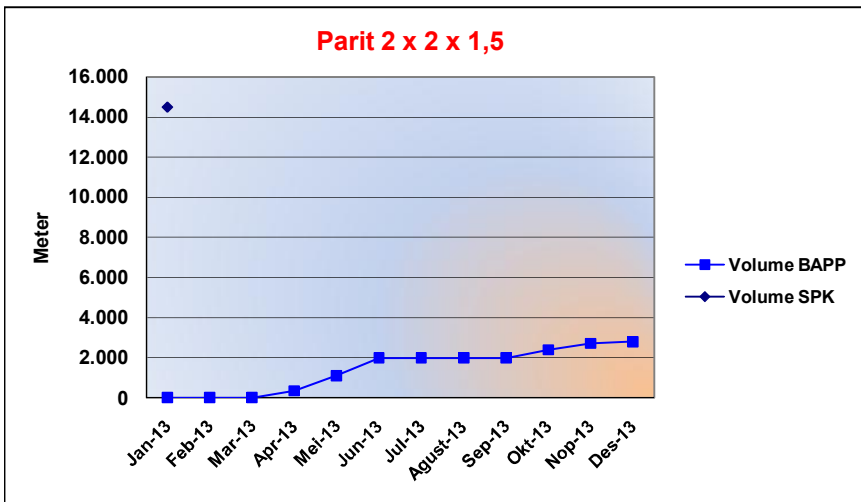
PROGRESS REPORT - Kebun Sungai Besar

Jenis Pekerjaan	Unit	Vol SPK	Realisasi	%
Parit 1 x 1 x 0,75	Meter	124.800,00	37.647,22	44,59%



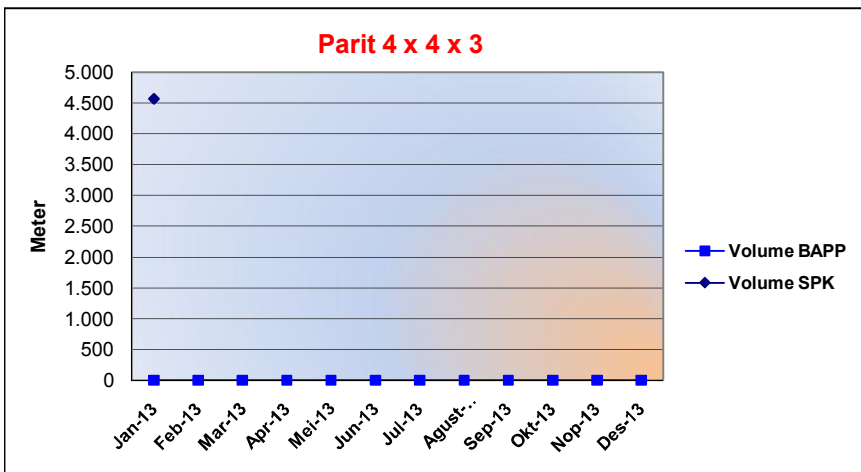
Bulan	Hasil per Bulan	Kumulatif
Jan-13	-	-
Feb-13	-	-
Mar-13	-	-
Apr-13	-	-
Mei-13	505,79	505,79
Jun-13	8.418,65	8.924,44
Jul-13	2.724,99	11.649,43
Agust-13	2.550,50	14.199,93
Sep-13	3.464,87	17.664,80
Okt-13	8.622,85	26.287,65
Nop-13	11.359,57	37.647,22
Des-13	18.004,02	55.651,24
	37.647,22	

Jenis Pekerjaan	Unit	Vol SPK	Realisasi	%
Parit 2 x 2 x 1,5	Meter	14.496	2.713,83	19,29%



Bulan	Hasil per Bulan	Kumulatif
Jan-13	-	-
Feb-13	-	-
Mar-13	-	-
Apr-13	346,25	346,25
Mei-13	756,43	1.102,68
Jun-13	880,04	1.982,72
Jul-13	-	1.982,72
Agust-13	-	1.982,72
Sep-13	-	1.982,72
Okt-13	413,33	2.396,05
Nop-13	317,78	2.713,83
Des-13	83,00	2.796,83
	2.713,83	

Jenis Pekerjaan	Unit	Vol SPK	Realisasi	%
Parit 4 x 4 x 3	Meter	4.572,00	-	0,00%

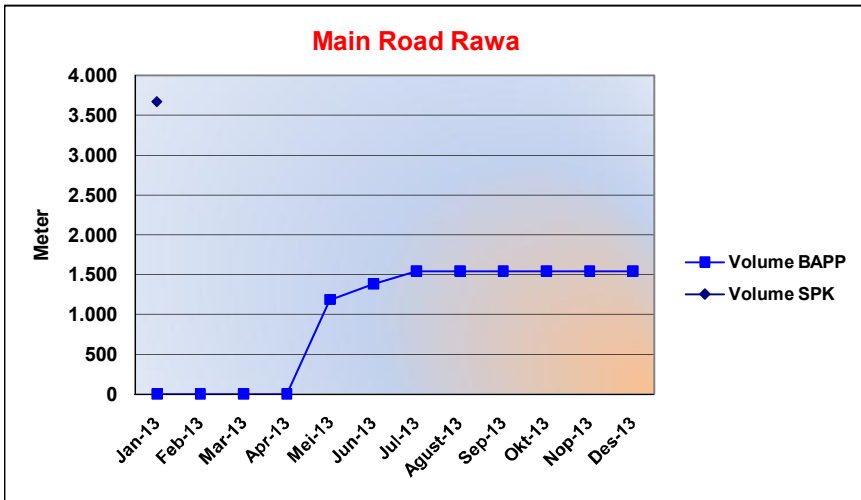


Bulan	Hasil per Bulan	Kumulatif
Jan-13	-	-
Feb-13	-	-
Mar-13	-	-
Apr-13	-	-
Mei-13	-	-
Jun-13	-	-
Jul-13	-	-
Agust-13	-	-
Sep-13	-	-
Okt-13	-	-
Nop-13	-	-
Des-13	-	-
	-	-



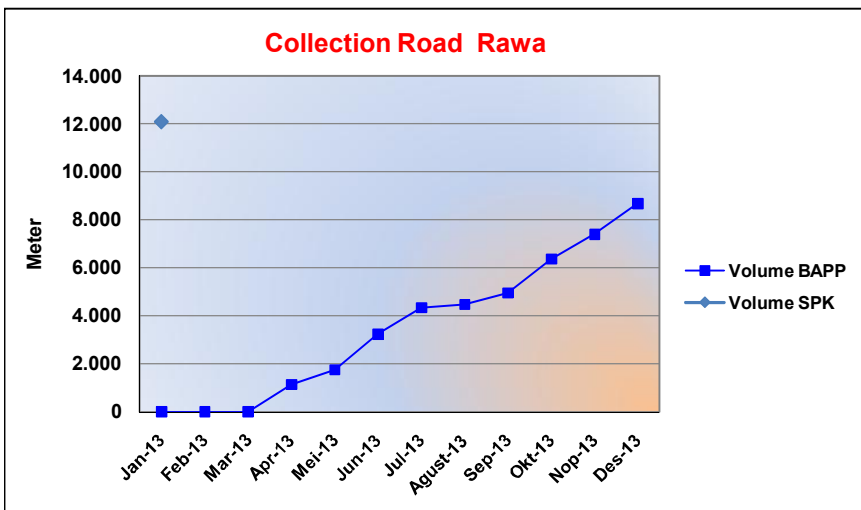
PROGRESS REPORT - Kebun Sungai Besar

Jenis Pekerjaan	Unit	Vol SPK	Realisasi	%
Main Road Rawa	Meter	3.672,00	1.546,53	42,12%



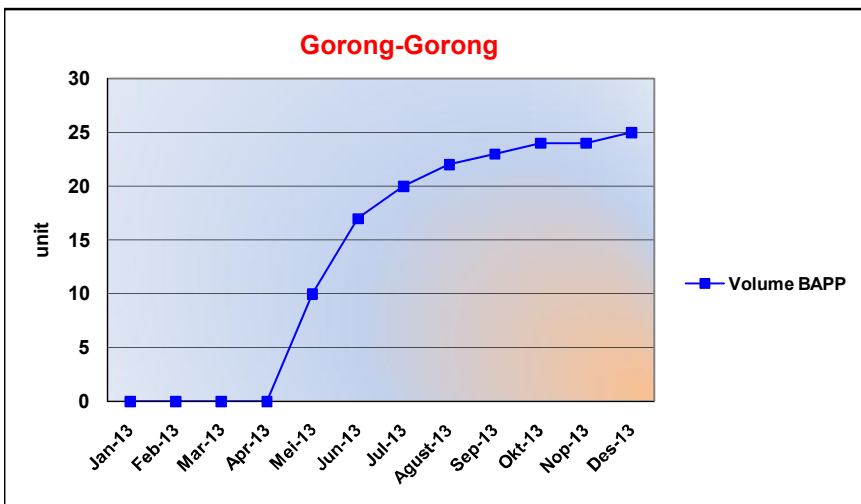
Bulan	Hasil per Bulan	Kumulatif
Jan-13	-	-
Feb-13	-	-
Mar-13	-	-
Apr-13	-	-
Mei-13	1.187,11	1.187,11
Jun-13	195,87	1.382,98
Jul-13	163,55	1.546,53
Agust-13	-	1.546,53
Sep-13	-	1.546,53
Okt-13	-	1.546,53
Nop-13	-	1.546,53
Des-13	-	1.546,53
	1.546,53	

Jenis Pekerjaan	Unit	Vol SPK	Realisasi	%
Collection Road Rawa	Meter	12.096,00	7.396,83	71,81%



Bulan	Hasil per Bulan	Kumulatif
Jan-13	-	-
Feb-13	-	-
Mar-13	-	-
Apr-13	1.135,60	1.135,60
Mei-13	615,57	1.751,17
Jun-13	1.490,56	3.241,73
Jul-13	1.099,34	4.341,07
Agust-13	139,59	4.480,66
Sep-13	475,53	4.956,19
Okt-13	1.410,91	6.367,10
Nop-13	1.029,73	7.396,83
Des-13	1.289,62	8.686,45
	7.396,83	

Jenis Pekerjaan	Unit	Vol SPK	Realisasi	%
Gorong-gorong	Unit	-	24,00	0,00%

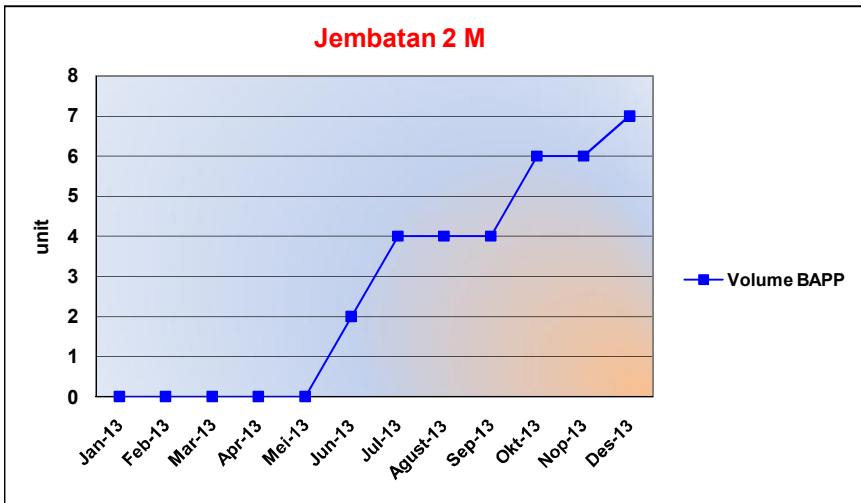


Bulan	Hasil per Bulan	Kumulatif
Jan-13	-	-
Feb-13	-	-
Mar-13	-	-
Apr-13	-	-
Mei-13	10,00	10,00
Jun-13	7,00	17,00
Jul-13	3,00	20,00
Agust-13	2,00	22,00
Sep-13	1,00	23,00
Okt-13	1,00	24,00
Nop-13	-	24,00
Des-13	1,00	25,00
	24,00	



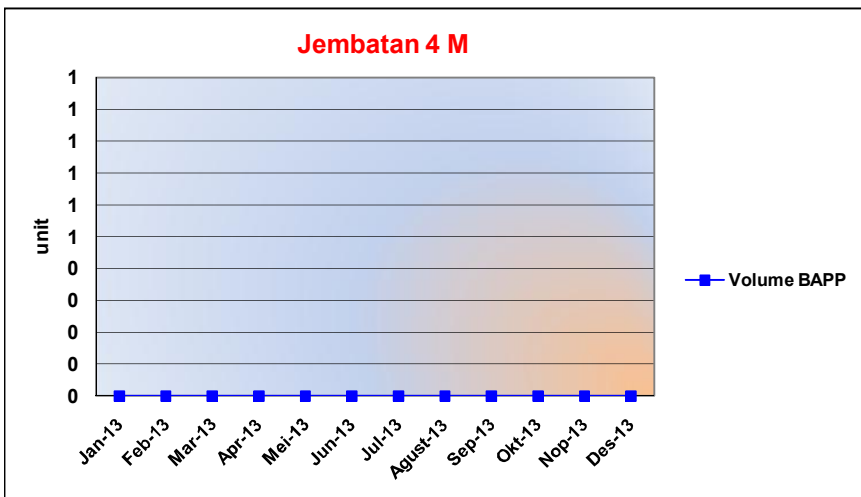
PROGRESS REPORT - Kebun Sungai Besar

Jenis Pekerjaan	Unit	Vol SPK	Realisasi	%
Jembatan 2 M	Unit	-	6,00	0,00%



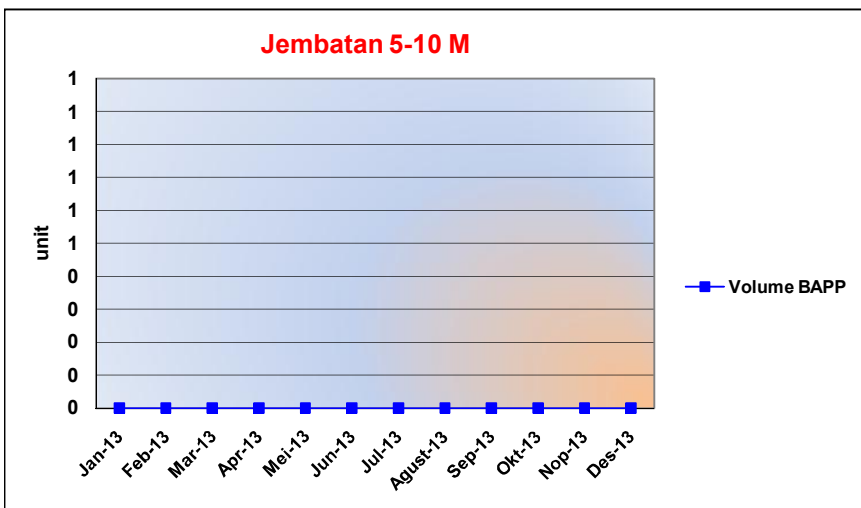
Bulan	Hasil per Bulan	Kumulatif
Jan-13	-	-
Feb-13	-	-
Mar-13	-	-
Apr-13	-	-
Mei-13	-	-
Jun-13	2,00	2,00
Jul-13	2,00	4,00
Agust-13	-	4,00
Sep-13	-	4,00
Okt-13	2,00	6,00
Nop-13	-	6,00
Des-13	1,00	7,00
	6,00	

Jenis Pekerjaan	Unit	Vol SPK	Realisasi	%
Jembatan 4 M	Unit	-	-	0,00%



Bulan	Hasil per Bulan	Kumulatif
Jan-13	-	-
Feb-13	-	-
Mar-13	-	-
Apr-13	-	-
Mei-13	-	-
Jun-13	-	-
Jul-13	-	-
Agust-13	-	-
Sep-13	-	-
Okt-13	-	-
Nop-13	-	-
Des-13	-	-
	-	-

Jenis Pekerjaan	Unit	Vol SPK	Realisasi	%
Jembatan 5-10 M	Unit	-	-	0,00%

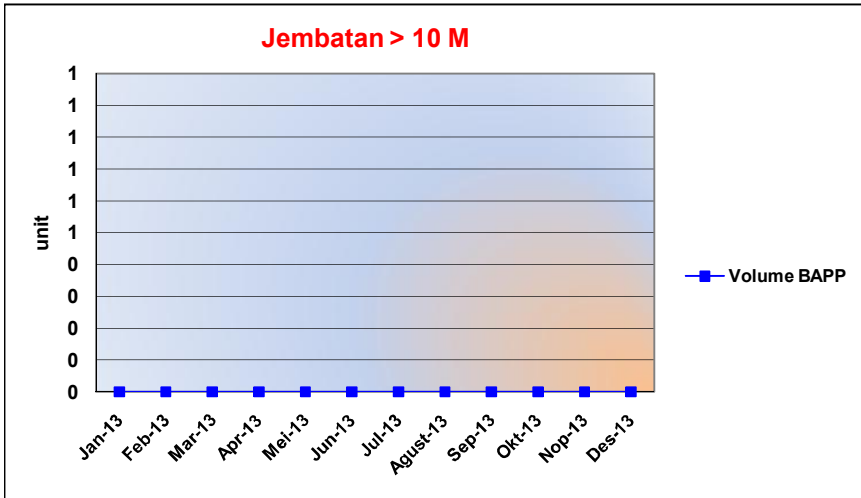


Bulan	Hasil per Bulan	Kumulatif
Jan-13	-	-
Feb-13	-	-
Mar-13	-	-
Apr-13	-	-
Mei-13	-	-
Jun-13	-	-
Jul-13	-	-
Agust-13	-	-
Sep-13	-	-
Okt-13	-	-
Nop-13	-	-
Des-13	-	-
	-	-



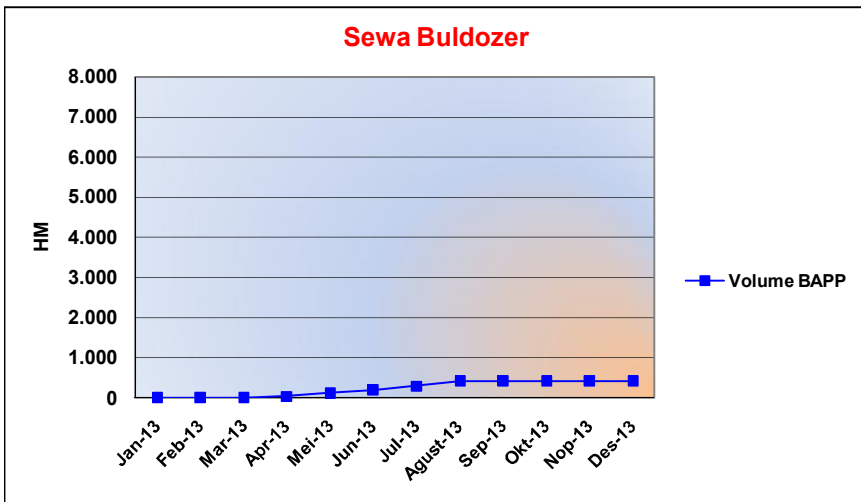
PROGRESS REPORT - Kebun Sungai Besar

Jenis Pekerjaan	Unit	Vol SPK	Realisasi	%
Jembatan > 10 M	Unit	-	-	0,00%



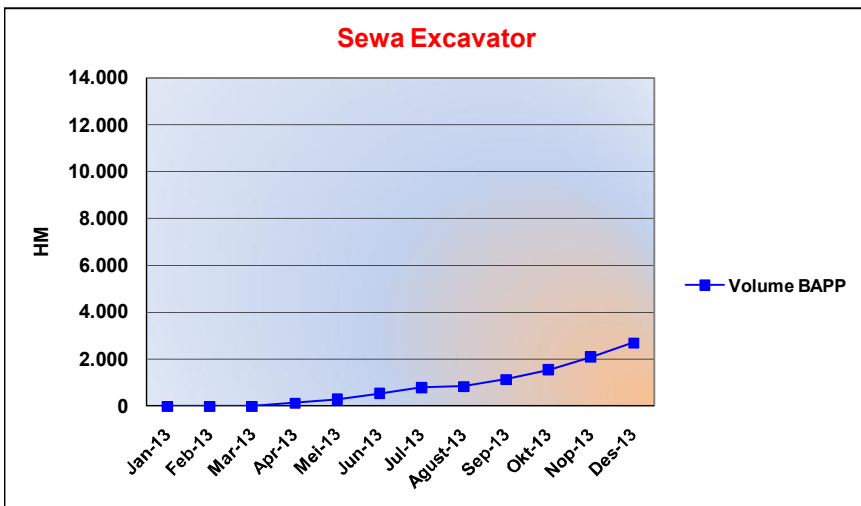
Bulan	Hasil per Bulan	Kumulatif
Jan-13	-	-
Feb-13	-	-
Mar-13	-	-
Apr-13	-	-
Mei-13	-	-
Jun-13	-	-
Jul-13	-	-
Agust-13	-	-
Sep-13	-	-
Okt-13	-	-
Nop-13	-	-
Des-13	-	-
	-	-

Jenis Pekerjaan	Unit	Vol SPK	Realisasi	%
Sewa Buldozer	HM	-	416,40	0,00%



Bulan	Hasil per Bulan	Kumulatif
Jan-13	-	-
Feb-13	-	-
Mar-13	-	-
Apr-13	41,80	41,80
Mei-13	78,00	119,80
Jun-13	76,00	195,80
Jul-13	103,60	299,40
Agust-13	117,00	416,40
Sep-13	-	416,40
Okt-13	-	416,40
Nop-13	-	416,40
Des-13	-	416,40
	416,40	

Jenis Pekerjaan	Unit	Vol SPK	Realisasi	%
Sewa Excavator	HM	-	2.086,80	0,00%

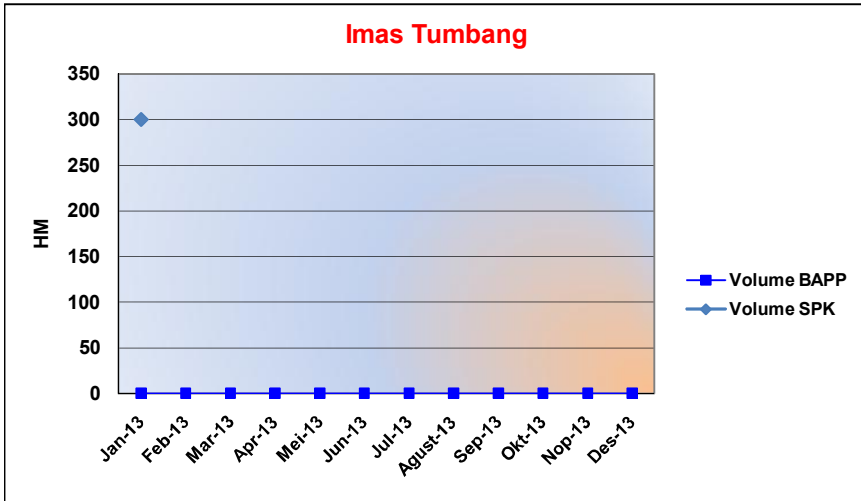


Bulan	Hasil per Bulan	Kumulatif
Jan-13	-	-
Feb-13	-	-
Mar-13	-	-
Apr-13	133,40	133,40
Mei-13	145,40	278,80
Jun-13	254,10	532,90
Jul-13	251,20	784,10
Agust-13	59,80	843,90
Sep-13	297,50	1.141,40
Okt-13	397,90	1.539,30
Nop-13	547,50	2.086,80
Des-13	620,60	2.707,40
	2.086,80	



PROGRESS REPORT - Kebun Sungai Besar

Jenis Pekerjaan	Unit	Vol SPK	Realisasi	%
Imas Tumbang	Ha	300,00	-	0,00%



Bulan	Hasil per Bulan	Kumulatif
Jan-13	-	-
Feb-13	-	-
Mar-13	-	-
Apr-13	-	-
Mei-13	-	-
Jun-13	-	-
Jul-13	-	-
Agust-13	-	-
Sep-13	-	-
Okt-13	-	-
Nop-13	-	-
Des-13	-	-
	-	-