



PT. SAWIT KAPUAS KENCANA

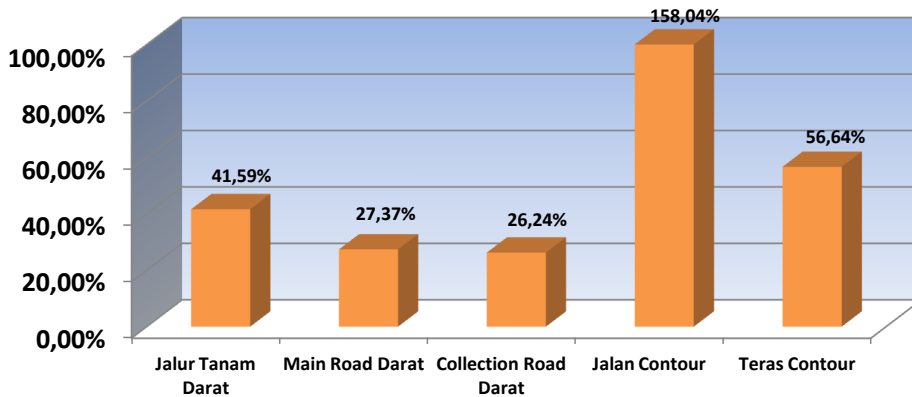
PROGRESS REPORT - Kebun Sungai Biru

KONTRAK NO :

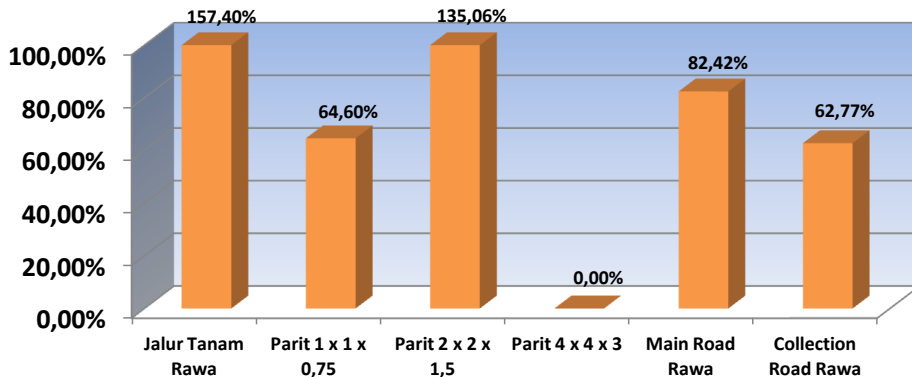
1. 041/PT SKK/JKTO/08/2010-Jalur Tanam, BPRT, & PJLN
2. 042/PT SKK/JKTO/08/2010-SWAB

Jenis Pekerjaan	Unit	Vol SPK 25 Agust '10 s.d 31 Des '12	Realisasi			%
			AKUMULASI S.D BULAN LALU	BAPP Sept' 2012	S.D BAPP Sept' 2012	
Bulldozer						
Jalur Tanam Darat	Ha	1.900,00	724,26	66,01	790,27	41,59%
Main Road Darat	Meter	9.180,00	2.512,49	-	2.512,49	27,37%
Collection Road Darat	Meter	30.240,00	7.935,11	-	7.935,11	26,24%
Jalan Contour	Meter	90.000,00	134.370,75	7.862,54	142.233,29	158,04%
Teras Contour	Meter	1.115.000,00	599.769,35	31.715,77	631.485,12	56,64%
Sewa Bulldozer	HM	-	8.722,80	121,60	8.844,40	
Excavator						
Jalur Tanam Rawa	Ha	100,00	151,88	5,52	157,40	157,40%
Parit 1 x 1 x 0,75	Meter	61.500,00	38.912,56	818,60	39.731,16	64,60%
Parit 2 x 2 x 1,5	Meter	22.360,00	28.751,70	1.448,33	30.200,03	135,06%
Parit 4 x 4 x 3	Meter	5.520,00	-	-	-	0,00%
Main Road Rawa	Meter	1.020,00	840,73	-	840,73	82,42%
Collection Road Rawa	Meter	3.360,00	2.108,99	-	2.108,99	62,77%
Gorong-gorong	Unit	-	245,00	5,00	250,00	
Jembatan 2 M	Unit	-	123,00	-	123,00	
Jembatan 4 M	Unit	-	14,00	2,00	16,00	
Jembatan 5-10 M	Unit	-	3,00	-	3,00	
Jembatan > 10 M	Unit	-	-	-	-	
Sewa Excavator	HM	-	15.976,50	135,50	16.112,00	

Pekerjaan Bulldozer



Pekerjaan Excavator



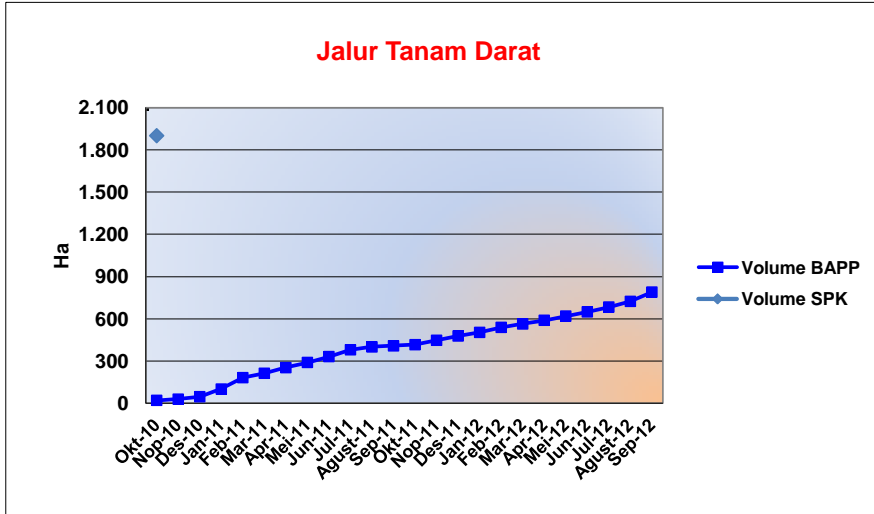


PT. SAWIT KAPUAS KENCANA

PROGRESS REPORT - Kebun Sungai Biru

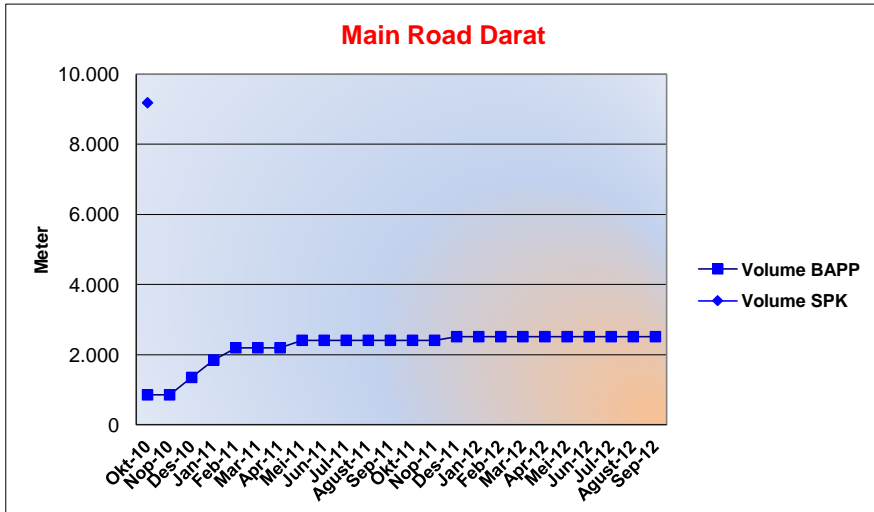
Chart & Detail Per Month

Jenis Pekerjaan	Unit	Vol SPK	Realisasi	%
Jalur Tanam Darat	Ha	1.900,00	790,27	41,59%



Bulan	Hasil per Bulan	Kumulatif
Okt-10	21,99	21,99
Nop-10	8,21	30,20
Des-10	17,63	47,83
Jan-11	54,12	101,95
Feb-11	81,10	183,05
Mar-11	31,04	214,09
Apr-11	39,93	254,02
Mei-11	36,89	290,91
Jun-11	41,59	332,50
Jul-11	48,30	380,80
Agust-11	20,25	401,05
Sep-11	7,62	408,67
Okt-11	8,21	416,88
Nop-11	31,37	448,25
Des-11	30,40	478,65
Jan-12	25,45	504,10
Feb-12	35,63	539,73
Mar-12	24,28	564,01
Apr-12	26,07	590,08
Mei-12	30,02	620,10
Jun-12	29,64	649,74
Jul-12	34,45	684,19
Agust-12	40,07	724,26
Sep-12	66,01	790,27
	790,27	

Jenis Pekerjaan	Unit	Vol SPK	Realisasi	%
Main Road Darat	Meter	9.180,00	2.512,49	27,37%



Bulan	Hasil per Bulan	Kumulatif
Okt-10	854,26	854,26
Nop-10	-	854,26
Des-10	495,70	1.349,96
Jan-11	496,72	1.846,68
Feb-11	349,23	2.195,91
Mar-11	-	2.195,91
Apr-11	-	2.195,91
Mei-11	212,47	2.408,38
Jun-11	-	2.408,38
Jul-11	-	2.408,38
Agust-11	-	2.408,38
Sep-11	-	2.408,38
Okt-11	-	2.408,38
Nop-11	-	2.408,38
Des-11	104,11	2.512,49
Jan-12	-	2.512,49
Feb-12	-	2.512,49
Mar-12	-	2.512,49
Apr-12	-	2.512,49
Mei-12	-	2.512,49
Jun-12	-	2.512,49
Jul-12	-	2.512,49
Agust-12	-	2.512,49
Sep-12	-	2.512,49
	2.512,49	

