



PT. PRIMABAHAGIA PERMAI

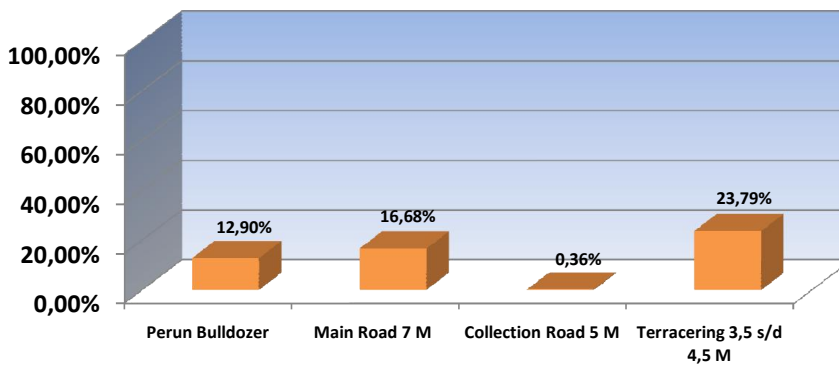
CLAIM SUMMARY - Bulungan Estate

Contract No. :

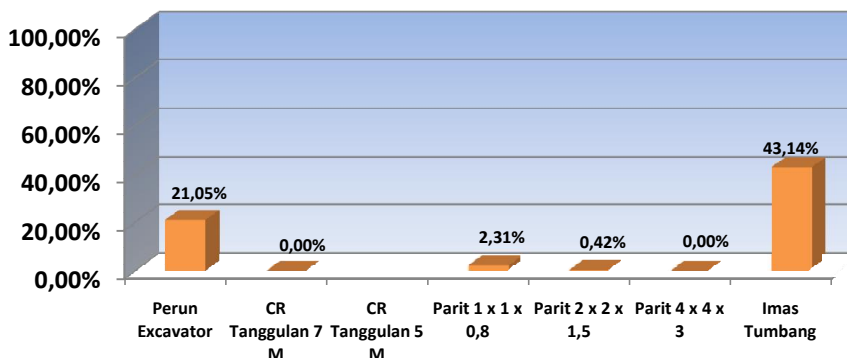
1. PBP/CR/084/07/2012

Type of Work	Unit	SPK Vol	Previous Month Claim	February 2014 Claim	To Date Claimed	%
Bulldozer						
Perun Bulldozer	Ha	3.600,00	402,53	61,81	464,34	12,90%
Main Road 9 M	Meter	-	-	-	-	-
Main Road 7 M	Meter	48.000,00	8.008,00	-	8.008,00	16,68%
Collection Road 6 M	Meter	-	-	-	-	-
Collection Road 5 M	Meter	160.800,00	585,00	-	585,00	0,36%
Terracing 3,5 s/d 4,5 M	Meter	1.848.000,00	357.672,00	81.993,00	439.665,00	23,79%
Jalan Teras Kontour 5 M	Meter	160.776,00	111.313,00	17.489,00	128.802,00	80,11%
Sewa Buldozer	HM	-	3.364,30	176,00	3.540,30	-
Excavator						
Perun Excavator	Ha	900,00	156,90	32,53	189,43	21,05%
MR Tanggulan 9 M	Meter	12.000,00	-	-	-	0,00%
CR Tanggulan 7 M	Meter	40.200,00	-	-	-	0,00%
CR Tanggulan 6 M	Meter	-	-	-	-	-
CR Tanggulan 5 M	Meter	-	-	-	-	-
Parit 1 x 1 x 0,8	Meter	120.000,00	2.046,00	720,00	2.766,00	2,31%
Parit 2 x 2 x 1,5	Meter	60.000,00	249,00	-	249,00	0,42%
Parit 4 x 4 x 3	Meter	30.000,00	-	-	-	0,00%
Gorong-gorong	M ²	-	576,00	468,00	1.044,00	-
Jembatan	M ²	-	1.564,00	144,00	1.708,00	-
Sewa Excavator	HM	-	3.732,00	245,00	3.977,00	-
Imas Tumbang	Ha	4.500,00	1.803,52	137,74	1.941,26	43,14%

Bulldozer Work



Excavator Work

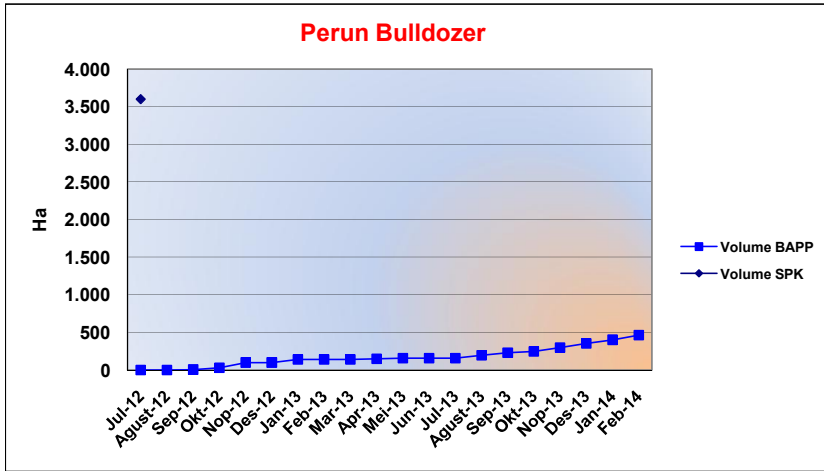




CLAIM SUMMARY - Bulungan Estate

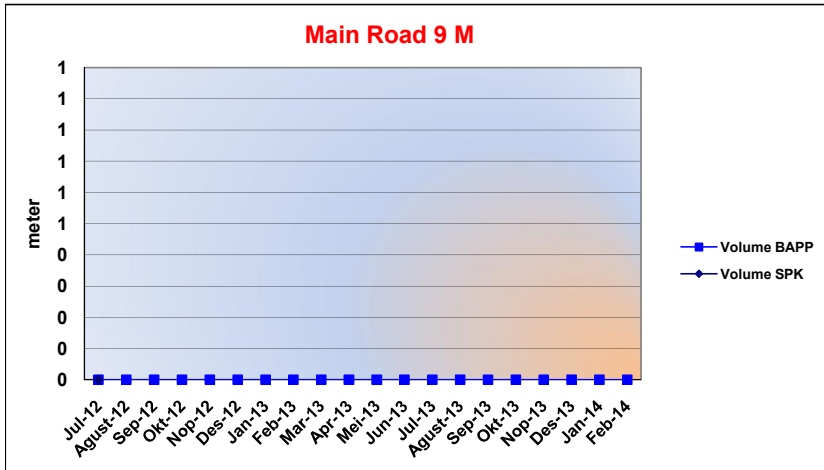
Chart & Detail Per Month

Type of Work	SPK Vol (Ha)	Progress	%
Perun Bulldozer	3.600,00	464,34	12,90%



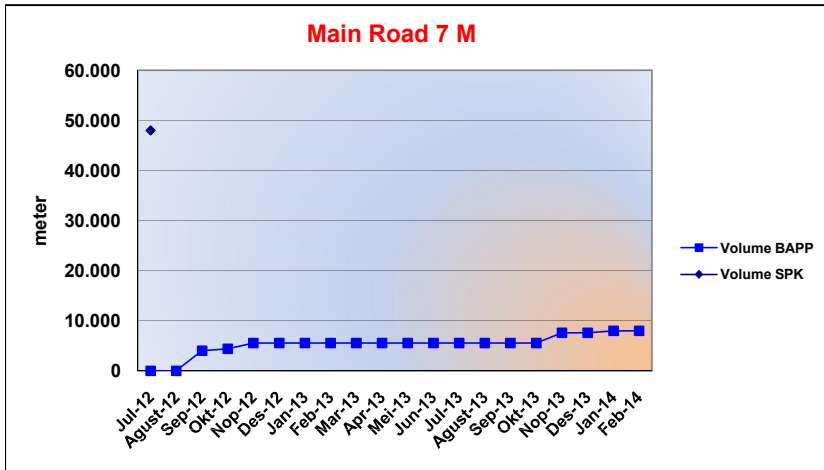
Month	Monthly Progress	Accumulated
Jul-12	-	-
Agust-12	-	-
Sep-12	5,97	5,97
Okt-12	25,33	31,30
Nop-12	68,50	99,80
Des-12	-	99,80
Jan-13	41,11	140,91
Feb-13	-	140,91
Mar-13	-	140,91
Apr-13	8,68	149,59
Mei-13	8,90	158,49
Jun-13	-	158,49
Jul-13	-	158,49
Agust-13	37,18	195,67
Sep-13	34,91	230,58
Okt-13	17,47	248,05
Nop-13	50,90	298,95
Des-13	55,78	354,73
Jan-14	47,80	402,53
Feb-14	61,81	464,34
	464,34	

Type of Work	SPK Vol (Meter)	Progress	%
Main Road 9 M	-	-	0,00%



Month	Monthly Progress	Accumulated
Jul-12	-	-
Agust-12	-	-
Sep-12	-	-
Okt-12	-	-
Nop-12	-	-
Des-12	-	-
Jan-13	-	-
Feb-13	-	-
Mar-13	-	-
Apr-13	-	-
Mei-13	-	-
Jun-13	-	-
Jul-13	-	-
Agust-13	-	-
Sep-13	-	-
Okt-13	-	-
Nop-13	-	-
Des-13	-	-
Jan-14	-	-
Feb-14	-	-
	-	-

Type of Work	SPK Vol (Meter)	Progress	%
Main Road 7 M	48.000,00	8.008,00	16,68%

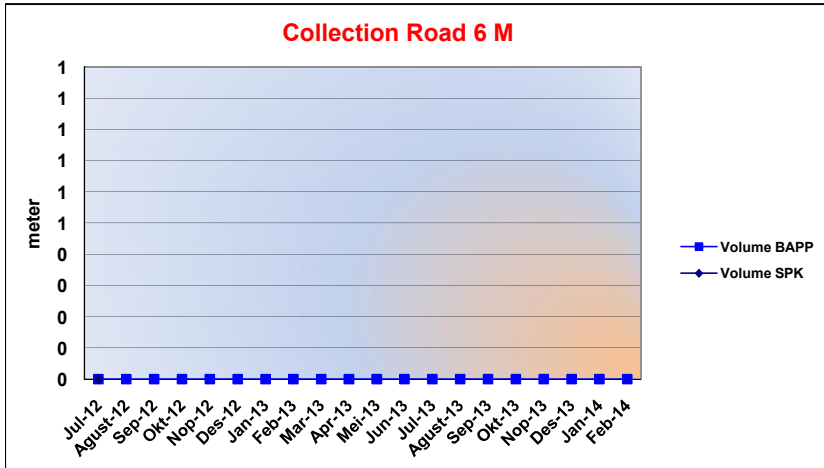


Month	Monthly Progress	Accumulated
Jul-12	-	-
Agust-12	-	-
Sep-12	4.012,00	4.012,00
Okt-12	389,00	4.401,00
Nop-12	1.149,00	5.550,00
Des-12	-	5.550,00
Jan-13	-	5.550,00
Feb-13	-	5.550,00
Mar-13	-	5.550,00
Apr-13	-	5.550,00
Mei-13	-	5.550,00
Jun-13	-	5.550,00
Jul-13	-	5.550,00
Agust-13	-	5.550,00
Sep-13	-	5.550,00
Okt-13	-	5.550,00
Nop-13	2.056,00	7.606,00
Des-13	-	7.606,00
Jan-14	402,00	8.008,00
Feb-14	-	8.008,00
	8.008,00	



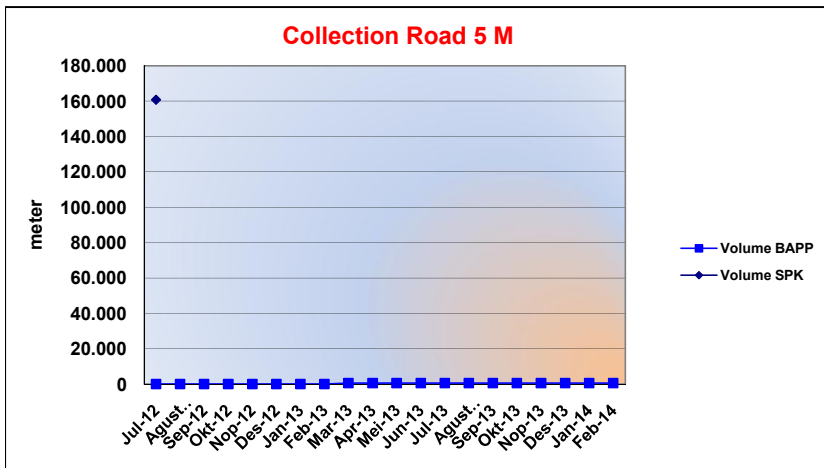
CLAIM SUMMARY - Bulungan Estate

Type of Work	SPK Vol (Meter)	Progress	%
Collection Road 6 M	-	-	0,00%



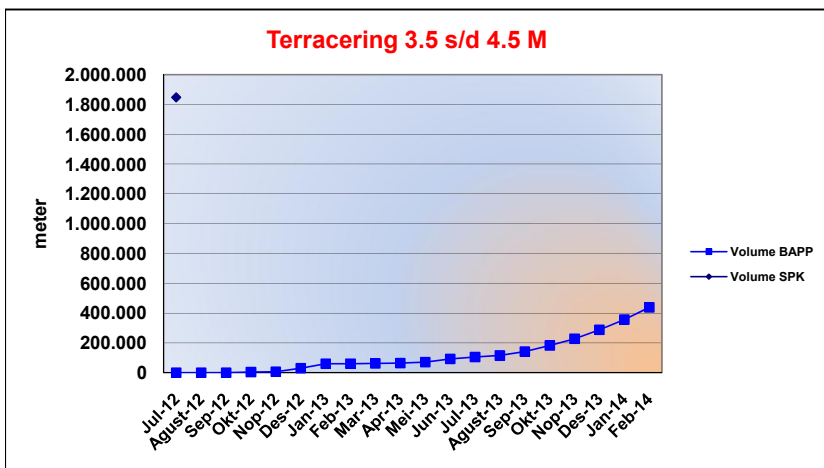
Month	Monthly Progress	Accumulated
Jul-12	-	-
Agust-12	-	-
Sep-12	-	-
Okt-12	-	-
Nop-12	-	-
Des-12	-	-
Jan-13	-	-
Feb-13	-	-
Mar-13	-	-
Apr-13	-	-
Mei-13	-	-
Jun-13	-	-
Jul-13	-	-
Agust-13	-	-
Sep-13	-	-
Okt-13	-	-
Nop-13	-	-
Des-13	-	-
Jan-14	-	-
Feb-14	-	-
	-	-

Type of Work	SPK Vol (Meter)	Progress	%
Collection Road 5 M	160.800,00	585,00	0,36%



Month	Monthly Progress	Accumulated
Jul-12	-	-
Agust-12	-	-
Sep-12	-	-
Okt-12	-	-
Nop-12	-	-
Des-12	-	-
Jan-13	-	-
Feb-13	-	-
Mar-13	585,00	585,00
Apr-13	-	585,00
Mei-13	-	585,00
Jun-13	-	585,00
Jul-13	-	585,00
Agust-13	-	585,00
Sep-13	-	585,00
Okt-13	-	585,00
Nop-13	-	585,00
Des-13	-	585,00
Jan-14	-	585,00
Feb-14	-	585,00
	585,00	

Type of Work	SPK Vol (Meter)	Progress	%
Terracering 3,5 s/d 4,5 M	1.848.000,00	439.665,00	23,79%

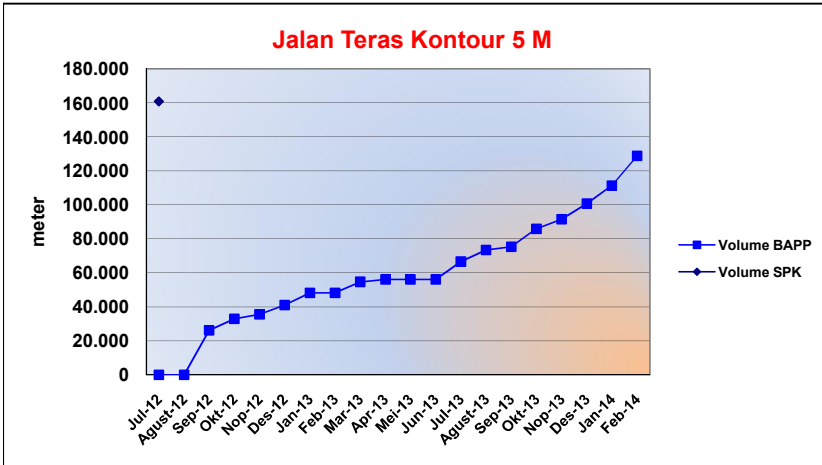


Month	Monthly Progress	Accumulated
Jul-12	-	-
Agust-12	-	-
Sep-12	-	-
Okt-12	5.058,00	5.058,00
Nop-12	1.876,00	6.934,00
Des-12	23.554,00	30.488,00
Jan-13	30.416,00	60.904,00
Feb-13	-	60.904,00
Mar-13	684,00	61.588,00
Apr-13	3.591,00	65.179,00
Mei-13	6.562,00	71.741,00
Jun-13	21.546,00	93.287,00
Jul-13	12.127,00	105.414,00
Agust-13	9.907,00	115.321,00
Sep-13	27.068,00	142.389,00
Okt-13	40.552,00	182.941,00
Nop-13	46.309,00	229.250,00
Des-13	59.387,00	288.637,00
Jan-14	69.035,00	357.672,00
Feb-14	81.993,00	439.665,00
	439.665,00	



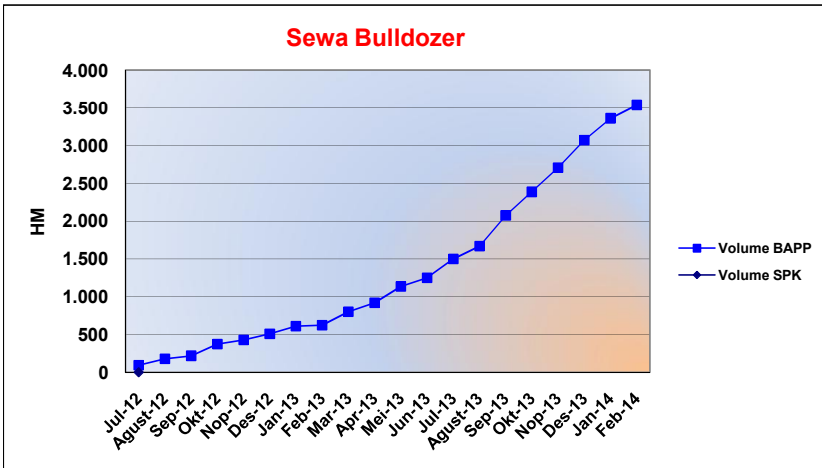
CLAIM SUMMARY - Bulungan Estate

Type of Work	SPK Vol (Meter)	Progress	%
Jalan Teras Kontour 5 M	160.776,00	128.802,00	80,11%



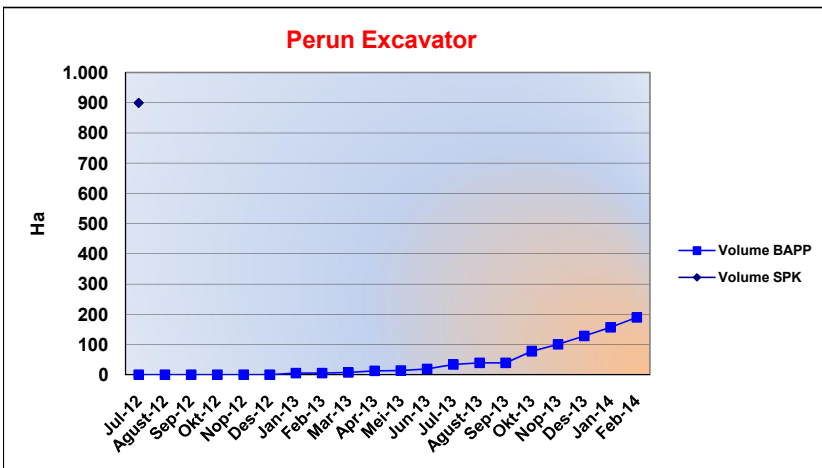
Month	Monthly Progress	Accumulated
Jul-12	-	-
Agust-12	-	-
Sep-12	26.152,00	26.152,00
Okt-12	6.732,00	32.884,00
Nop-12	2.711,00	35.595,00
Des-12	5.422,00	41.017,00
Jan-13	7.262,00	48.279,00
Feb-13	-	48.279,00
Mar-13	6.408,00	54.687,00
Apr-13	1.503,00	56.190,00
Mei-13	-	56.190,00
Jun-13	-	56.190,00
Jul-13	10.473,00	66.663,00
Agust-13	6.780,00	73.443,00
Sep-13	1.952,00	75.395,00
Okt-13	10.467,00	85.862,00
Nop-13	5.722,00	91.584,00
Des-13	9.137,00	100.721,00
Jan-14	10.592,00	111.313,00
Feb-14	17.489,00	128.802,00
	128.802,00	

Type of Work	SPK Vol (HM)	Progress	%
Sewa Buldozer	-	3.540,30	0,00%



Month	Monthly Progress	Accumulated
Jul-12	93,00	93,00
Agust-12	83,50	176,50
Sep-12	41,40	217,90
Okt-12	155,90	373,80
Nop-12	52,50	426,30
Des-12	80,50	506,80
Jan-13	103,20	610,00
Feb-13	14,20	624,20
Mar-13	175,30	799,50
Apr-13	119,90	919,40
Mei-13	216,90	1.136,30
Jun-13	113,90	1.250,20
Jul-13	251,30	1.501,50
Agust-13	167,90	1.669,40
Sep-13	407,60	2.077,00
Okt-13	312,10	2.389,10
Nop-13	318,70	2.707,80
Des-13	368,00	3.075,80
Jan-14	288,50	3.364,30
Feb-14	176,00	3.540,30
	3.540,30	

Type of Work	SPK Vol (Ha)	Progress	%
Perun Excavator	900,00	189,43	21,05%

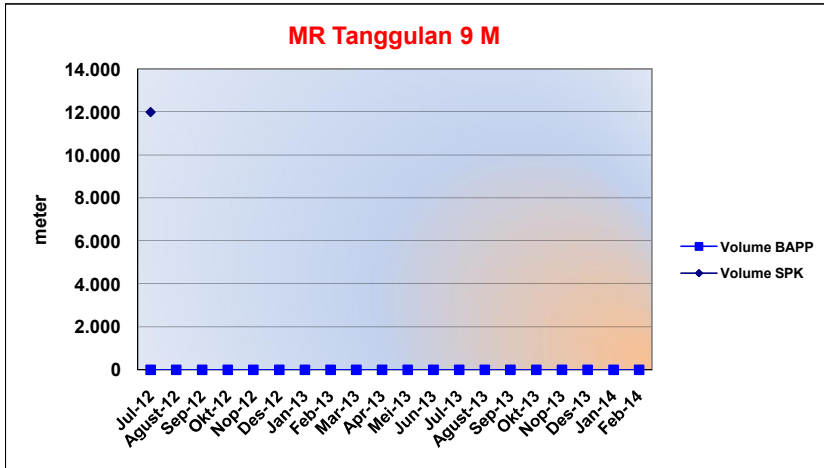


Month	Monthly Progress	Accumulated
Jul-12	-	-
Agust-12	-	-
Sep-12	-	-
Okt-12	-	-
Nop-12	-	-
Des-12	-	-
Jan-13	5,42	5,42
Feb-13	-	5,42
Mar-13	1,50	6,92
Apr-13	5,31	12,23
Mei-13	1,07	13,30
Jun-13	5,67	18,97
Jul-13	14,40	33,37
Agust-13	5,56	38,93
Sep-13	-	38,93
Okt-13	38,80	77,73
Nop-13	22,47	100,20
Des-13	28,01	128,21
Jan-14	28,69	156,90
Feb-14	32,53	189,43
	189,43	



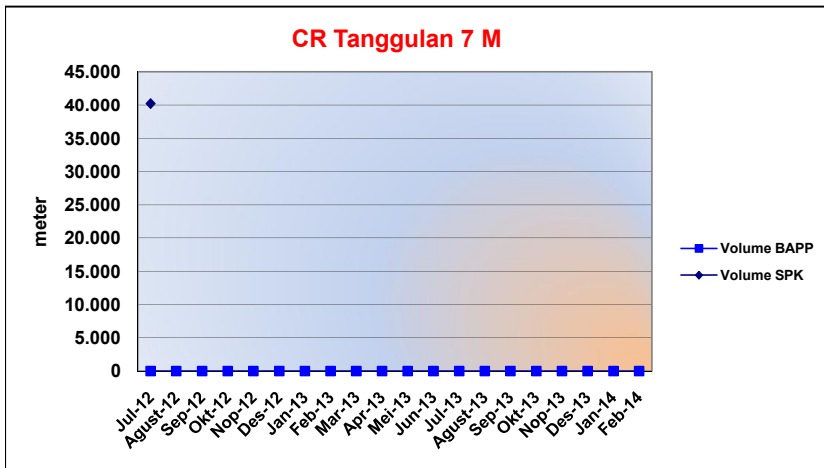
CLAIM SUMMARY - Bulungan Estate

Type of Work	SPK Vol (Meter)	Progress	%
MR Tanggulan 9 M	12.000,00	-	0,00%



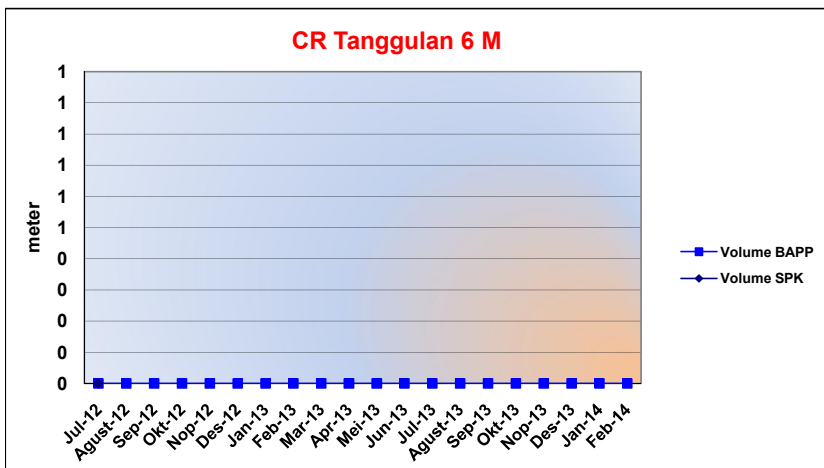
Month	Monthly Progress	Accumulated
Jul-12	-	-
Agust-12	-	-
Sep-12	-	-
Okt-12	-	-
Nop-12	-	-
Des-12	-	-
Jan-13	-	-
Feb-13	-	-
Mar-13	-	-
Apr-13	-	-
Mei-13	-	-
Jun-13	-	-
Jul-13	-	-
Agust-13	-	-
Sep-13	-	-
Okt-13	-	-
Nop-13	-	-
Des-13	-	-
Jan-14	-	-
Feb-14	-	-
	-	-

Type of Work	SPK Vol (Meter)	Progress	%
CR Tanggulan 7 M	40.200,00	-	0,00%



Month	Monthly Progress	Accumulated
Jul-12	-	-
Agust-12	-	-
Sep-12	-	-
Okt-12	-	-
Nop-12	-	-
Des-12	-	-
Jan-13	-	-
Feb-13	-	-
Mar-13	-	-
Apr-13	-	-
Mei-13	-	-
Jun-13	-	-
Jul-13	-	-
Agust-13	-	-
Sep-13	-	-
Okt-13	-	-
Nop-13	-	-
Des-13	-	-
Jan-14	-	-
Feb-14	-	-
	-	-

Type of Work	SPK Vol (Meter)	Progress	%
CR Tanggulan 6 M	-	-	0,00%

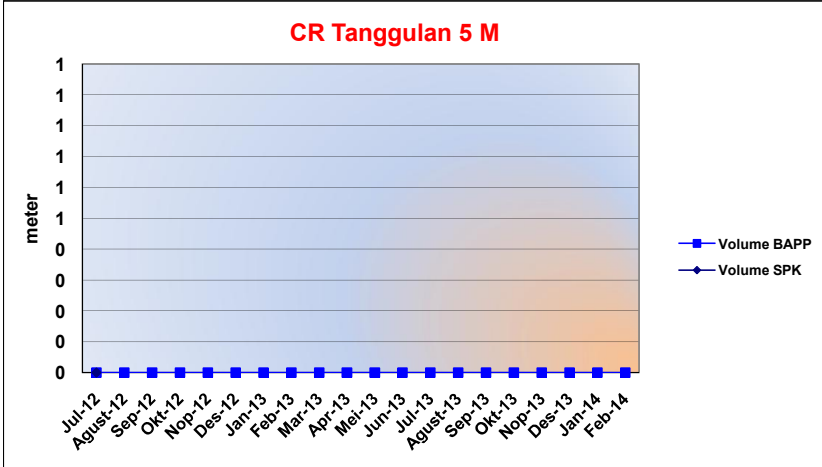


Month	Monthly Progress	Accumulated
Jul-12	-	-
Agust-12	-	-
Sep-12	-	-
Okt-12	-	-
Nop-12	-	-
Des-12	-	-
Jan-13	-	-
Feb-13	-	-
Mar-13	-	-
Apr-13	-	-
Mei-13	-	-
Jun-13	-	-
Jul-13	-	-
Agust-13	-	-
Sep-13	-	-
Okt-13	-	-
Nop-13	-	-
Des-13	-	-
Jan-14	-	-
Feb-14	-	-
	-	-



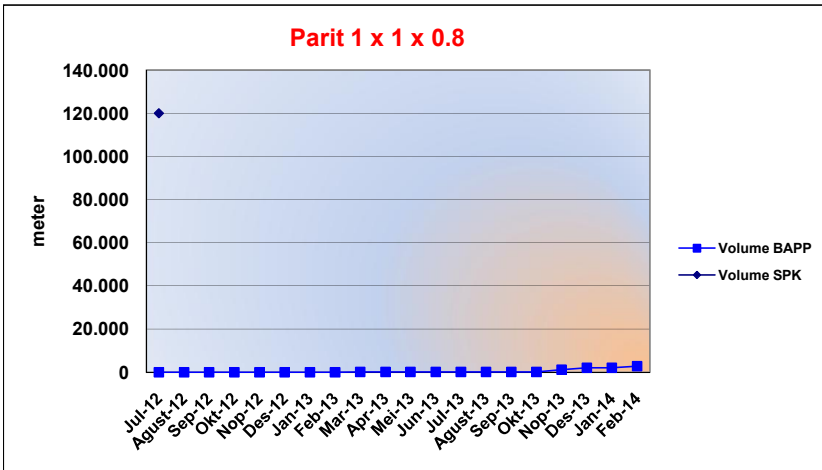
CLAIM SUMMARY - Bulungan Estate

Type of Work	SPK Vol (Meter)	Progress	%
CR Tanggulan 5 M	-	-	0,00%



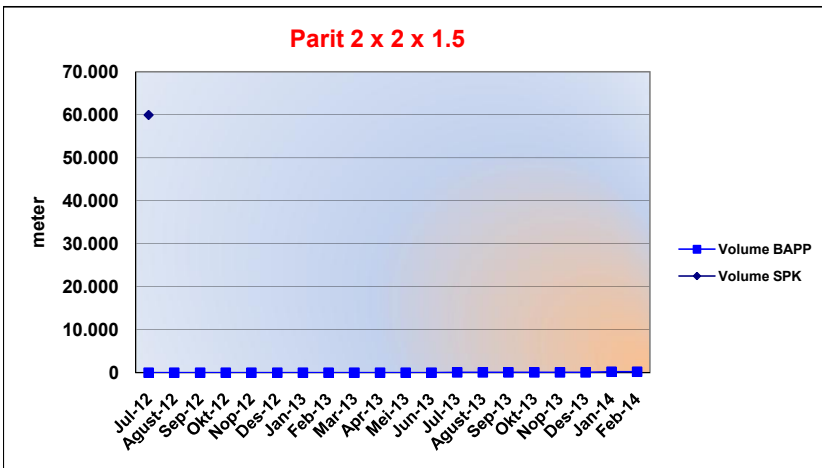
Month	Monthly Progress	Accumulated
Jul-12	-	-
Agust-12	-	-
Sep-12	-	-
Okt-12	-	-
Nop-12	-	-
Des-12	-	-
Jan-13	-	-
Feb-13	-	-
Mar-13	-	-
Apr-13	-	-
Mei-13	-	-
Jun-13	-	-
Jul-13	-	-
Agust-13	-	-
Sep-13	-	-
Okt-13	-	-
Nop-13	-	-
Des-13	-	-
Jan-14	-	-
Feb-14	-	-
	-	-

Type of Work	SPK Vol (Meter)	Progress	%
Parit 1 x 1 x 0,8	120.000,00	2.766,00	2,31%



Month	Monthly Progress	Accumulated
Jul-12	-	-
Agust-12	-	-
Sep-12	-	-
Okt-12	-	-
Nop-12	-	-
Des-12	-	-
Jan-13	-	-
Feb-13	-	-
Mar-13	92,00	92,00
Apr-13	-	92,00
Mei-13	-	92,00
Jun-13	-	92,00
Jul-13	-	92,00
Agust-13	-	92,00
Sep-13	-	92,00
Okt-13	-	92,00
Nop-13	1.122,00	1.214,00
Des-13	790,00	2.004,00
Jan-14	42,00	2.046,00
Feb-14	720,00	2.766,00
	2.766,00	

Type of Work	SPK Vol (Meter)	Progress	%
Parit 2 x 2 x 1,5	60.000,00	249,00	0,42%

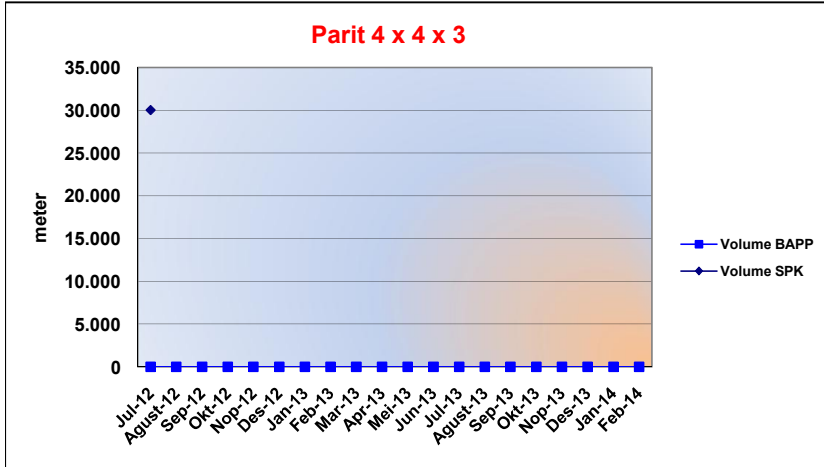


Month	Monthly Progress	Accumulated
Jul-12	-	-
Agust-12	-	-
Sep-12	-	-
Okt-12	-	-
Nop-12	-	-
Des-12	-	-
Jan-13	-	-
Feb-13	-	-
Mar-13	-	-
Apr-13	-	-
Mei-13	-	-
Jun-13	-	-
Jul-13	87,00	87,00
Agust-13	-	87,00
Sep-13	-	87,00
Okt-13	-	87,00
Nop-13	-	87,00
Des-13	-	87,00
Jan-14	162,00	249,00
Feb-14	-	249,00
	249,00	



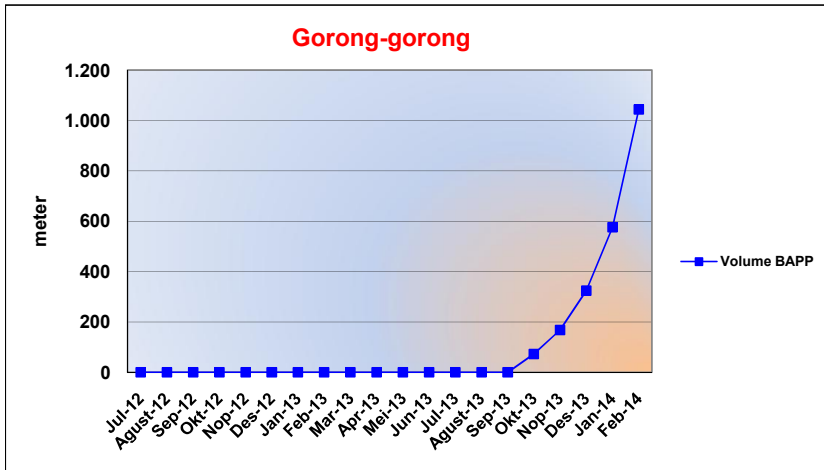
CLAIM SUMMARY - Bulungan Estate

Type of Work	SPK Vol (Meter)	Progress	%
Parit 4 x 4 x 3	30.000,00	-	0,00%



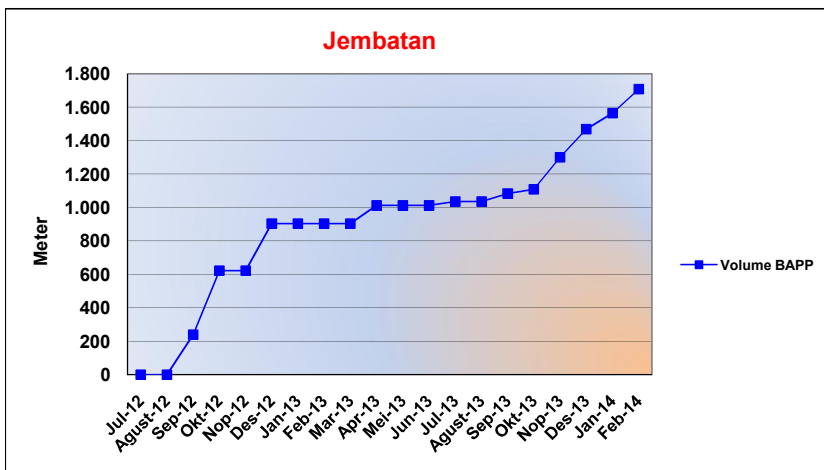
Month	Monthly Progress	Accumulated
Jul-12	-	-
Agust-12	-	-
Sep-12	-	-
Okt-12	-	-
Nop-12	-	-
Des-12	-	-
Jan-13	-	-
Feb-13	-	-
Mar-13	-	-
Apr-13	-	-
Mei-13	-	-
Jun-13	-	-
Jul-13	-	-
Agust-13	-	-
Sep-13	-	-
Okt-13	-	-
Nop-13	-	-
Des-13	-	-
Jan-14	-	-
Feb-14	-	-
	-	-

Type of Work	SPK Vol (Meter)	Progress	%
Gorong-gorong	-	1.044,00	0,00%



Month	Monthly Progress	Accumulated
Jul-12	-	-
Agust-12	-	-
Sep-12	-	-
Okt-12	-	-
Nop-12	-	-
Des-12	-	-
Jan-13	-	-
Feb-13	-	-
Mar-13	-	-
Apr-13	-	-
Mei-13	-	-
Jun-13	-	-
Jul-13	-	-
Agust-13	-	-
Sep-13	-	-
Okt-13	72,00	72,00
Nop-13	96,00	168,00
Des-13	156,00	324,00
Jan-14	252,00	576,00
Feb-14	468,00	1.044,00
	1.044,00	

Type of Work	SPK Vol (Meter)	Progress	%
Jembatan	-	1.708,00	0,00%



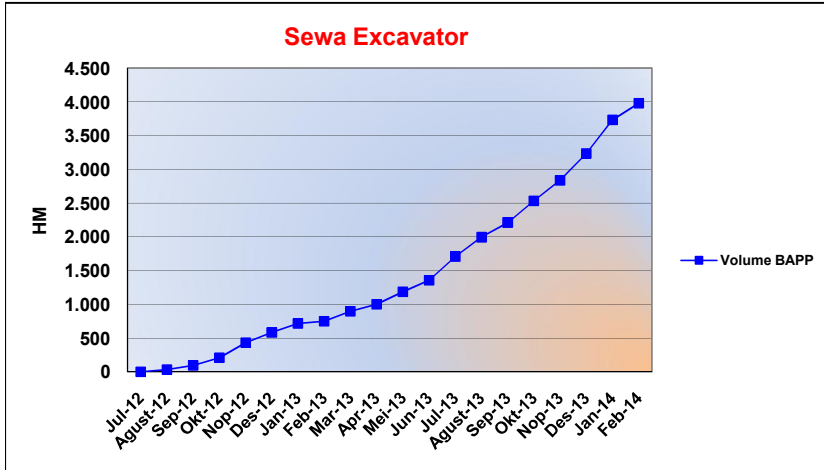
Month	Monthly Progress	Accumulated
Jul-12	-	-
Agust-12	-	-
Sep-12	240,00	240,00
Okt-12	382,00	622,00
Nop-12	-	622,00
Des-12	282,00	904,00
Jan-13	-	904,00
Feb-13	-	904,00
Mar-13	-	904,00
Apr-13	108,00	1.012,00
Mei-13	-	1.012,00
Jun-13	-	1.012,00
Jul-13	24,00	1.036,00
Agust-13	-	1.036,00
Sep-13	48,00	1.084,00
Okt-13	24,00	1.108,00
Nop-13	192,00	1.300,00
Des-13	168,00	1.468,00
Jan-14	96,00	1.564,00
Feb-14	144,00	1.708,00
	1.708,00	



PT. PRIMABAHAGIA PERMAI

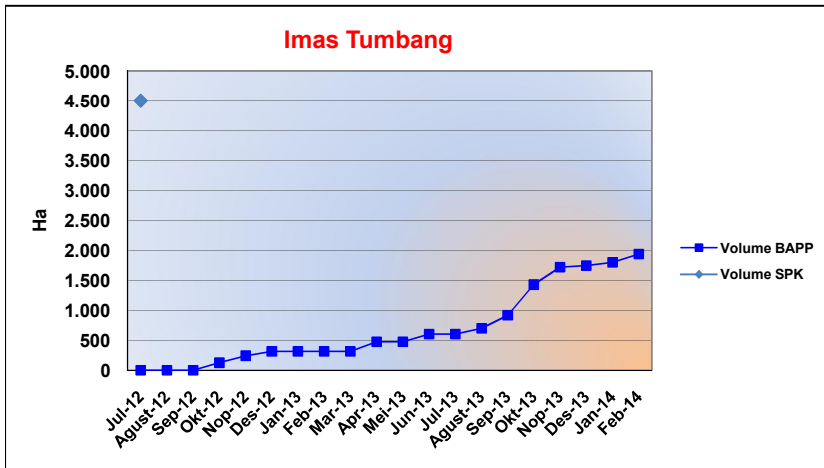
CLAIM SUMMARY - Bulungan Estate

Type of Work	SPK Vol (HM)	Progress	%
Sewa Excavator	-	3.977,00	0,00%



Month	Monthly Progress	Accumulated
Jul-12	-	-
Agust-12	33,00	33,00
Sep-12	60,00	93,00
Okt-12	116,00	209,00
Nop-12	221,00	430,00
Des-12	152,00	582,00
Jan-13	135,00	717,00
Feb-13	32,00	749,00
Mar-13	146,00	895,00
Apr-13	105,00	1.000,00
Mei-13	183,00	1.183,00
Jun-13	172,50	1.355,50
Jul-13	353,00	1.708,50
Agust-13	285,00	1.993,50
Sep-13	217,50	2.211,00
Okt-13	320,00	2.531,00
Nop-13	302,00	2.833,00
Des-13	402,00	3.235,00
Jan-14	497,00	3.732,00
Feb-14	245,00	3.977,00
	3.977,00	

Type of Work	SPK Vol (Ha)	Progress	%
Imas Tumbang	4.500,00	1.941,26	43,14%



Month	Monthly Progress	Accumulated
Jul-12	-	-
Agust-12	-	-
Sep-12	-	-
Okt-12	125,68	125,68
Nop-12	117,30	242,98
Des-12	70,30	313,28
Jan-13	-	313,28
Feb-13	-	313,28
Mar-13	-	313,28
Apr-13	163,21	476,49
Mei-13	-	476,49
Jun-13	128,88	605,37
Jul-13	-	605,37
Agust-13	94,15	699,52
Sep-13	219,24	918,76
Okt-13	511,86	1.430,62
Nop-13	292,17	1.722,79
Des-13	24,63	1.747,42
Jan-14	56,10	1.803,52
Feb-14	137,74	1.941,26
	1.941,26	