



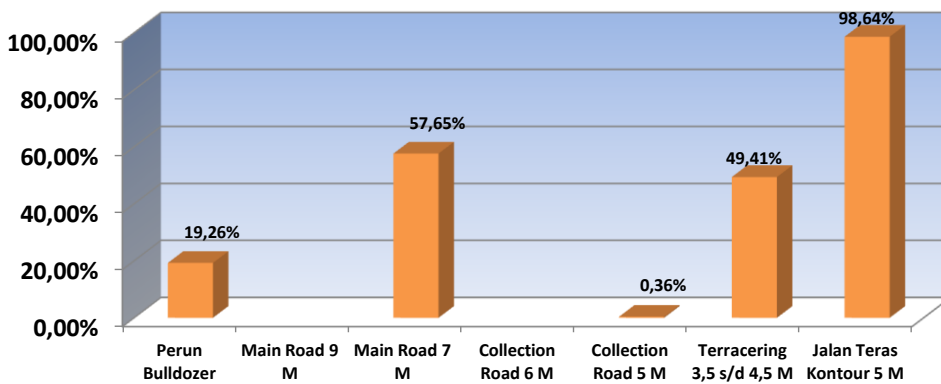
PT. PRIMABAHAGIA PERMAI

CLAIM SUMMARY - Bulungan Estate

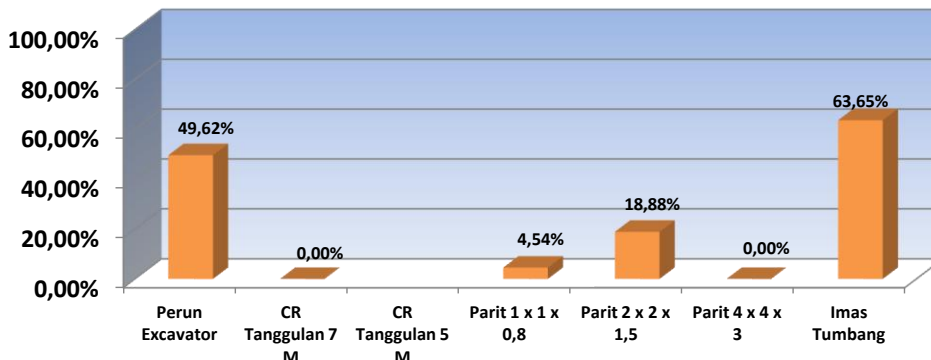
Contract No. :
1. PBP/CR/084/07/2012 Add I

Type of Work	Unit	SPK Vol	Previous Month Claim	Ags'14 Claim	To Date Claimed	%
Bulldozer						
Perun Bulldozer	Ha	3.600,00	669,12	24,39	693,51	19,26%
Main Road 9 M	Meter	-	-	-	-	-
Main Road 7 M	Meter	48.000,00	27.670,00	-	27.670,00	57,65%
Collection Road 6 M	Meter	-	-	-	-	-
Collection Road 5 M	Meter	160.800,00	585,00	-	585,00	0,36%
Terracering 3,5 s/d 4,5 M	Meter	1.848.000,00	853.726,00	59.387,00	913.113,00	49,41%
Jalan Teras Kontour 5 M	Meter	160.776,00	158.595,00	-	158.595,00	98,64%
Sewa Bulldozer	HM	-	4.309,80	288,50	4.598,30	-
Excavator						
Perun Excavator	Ha	900,00	413,18	33,43	446,61	49,62%
MR Tanggulan 9 M	Meter	12.000,00	-	-	-	0,00%
CR Tanggulan 7 M	Meter	40.200,00	-	-	-	0,00%
CR Tanggulan 6 M	Meter	-	-	-	-	-
CR Tanggulan 5 M	Meter	-	-	-	-	-
Parit 1 x 1 x 0,8	Meter	120.000,00	5.117,00	336,00	5.453,00	4,54%
Parit 2 x 2 x 1,5	Meter	60.000,00	10.622,00	708,00	11.330,00	18,88%
Parit 4 x 4 x 3	Meter	30.000,00	-	-	-	0,00%
Gorong-gorong	M ²	-	3.984,00	312,00	4.296,00	-
Jembatan	M ²	-	3.964,00	384,00	4.348,00	-
Sewa Excavator	HM	-	4.526,00	274,00	4.800,00	-
Imas Tumbang	Ha	4.500,00	2.632,86	231,18	2.864,04	63,65%

Bulldozer Work



Excavator Work



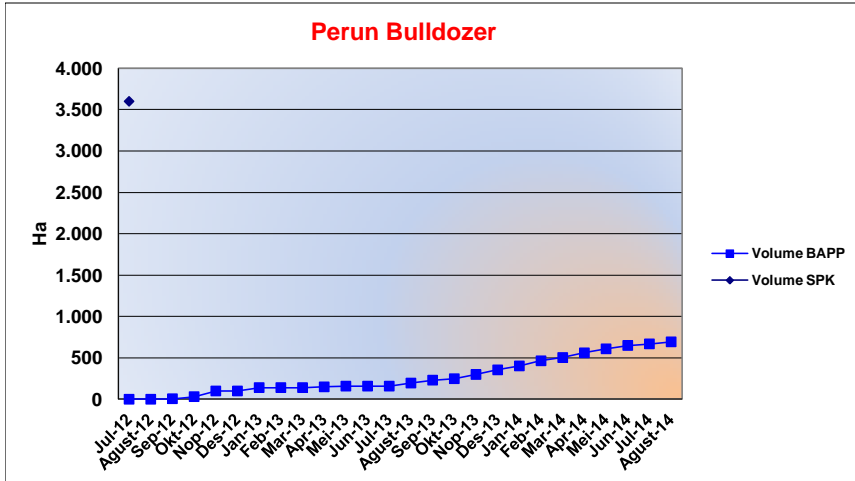


PT. PRIMABAHAGIA PERMAI

CLAIM SUMMARY - Bulungan Estate

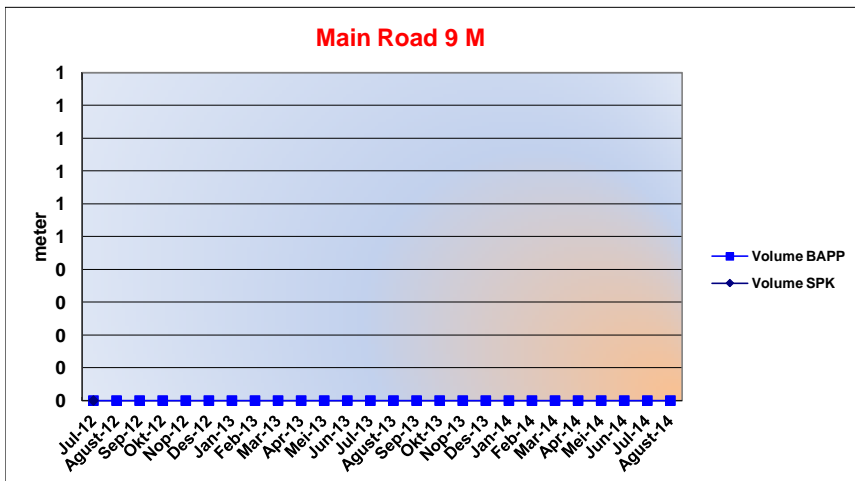
Chart & Detail Per Month

Type of Work	SPK Vol (Ha)	Progress	%
Perun Bulldozer	3.600,00	693,51	19,26%



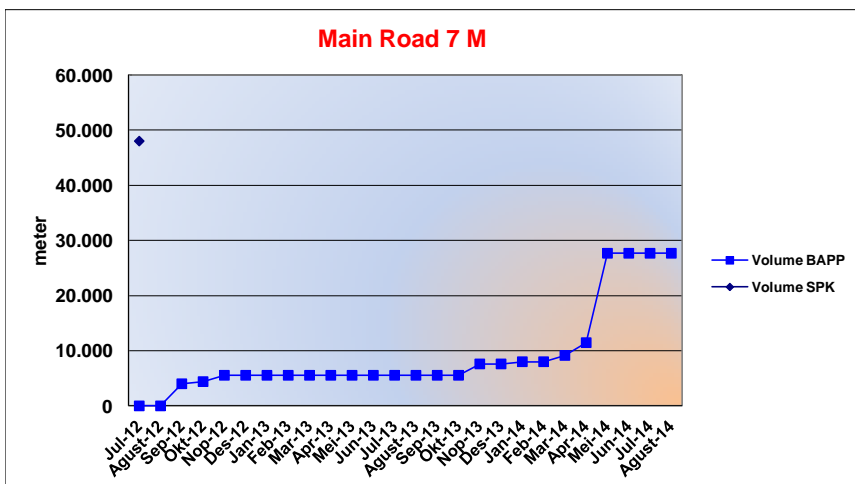
Month	Monthly Progress	Accumulated
Jul-12	-	-
Agust-12	-	-
Sep-12	5,97	5,97
Okt-12	25,33	31,30
Nop-12	68,50	99,80
Des-12	-	99,80
Jan-13	41,11	140,91
Feb-13	-	140,91
Mar-13	-	140,91
Apr-13	8,68	149,59
Mei-13	8,90	158,49
Jun-13	-	158,49
Jul-13	-	158,49
Agust-13	37,18	195,67
Sep-13	34,91	230,58
Okt-13	17,47	248,05
Nop-13	50,90	298,95
Des-13	55,78	354,73
Jan-14	47,80	402,53
Feb-14	61,81	464,34
Mar-14	40,05	504,39
Apr-14	56,26	560,65
Mei-14	48,42	609,07
Jun-14	40,49	649,56
Jul-14	19,56	669,12
Agust-14	24,39	693,51
	693,51	

Type of Work	SPK Vol (Meter)	Progress	%
Main Road 9 M	-	-	0,00%



Month	Monthly Progress	Accumulated
Jul-12	-	-
Agust-12	-	-
Sep-12	-	-
Okt-12	-	-
Nop-12	-	-
Des-12	-	-
Jan-13	-	-
Feb-13	-	-
Mar-13	-	-
Apr-13	-	-
Mei-13	-	-
Jun-13	-	-
Jul-13	-	-
Agust-13	-	-
Sep-13	-	-
Okt-13	-	-
Nop-13	-	-
Des-13	-	-
Jan-14	-	-
Feb-14	-	-
Mar-14	-	-
Apr-14	-	-
Mei-14	-	-
Jun-14	-	-
Jul-14	-	-
Agust-14	-	-
	-	-

Type of Work	SPK Vol (Meter)	Progress	%
Main Road 7 M	48.000,00	27.670,00	57,65%

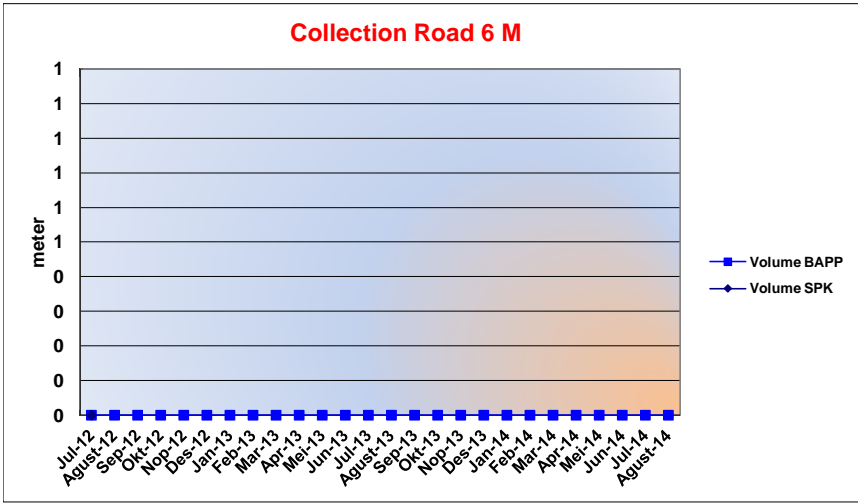


Month	Monthly Progress	Accumulated
Jul-12	-	-
Agust-12	-	-
Sep-12	4.012,00	4.012,00
Okt-12	389,00	4.401,00
Nop-12	1.149,00	5.550,00
Des-12	-	5.550,00
Jan-13	-	5.550,00
Feb-13	-	5.550,00
Mar-13	-	5.550,00
Apr-13	-	5.550,00
Mei-13	-	5.550,00
Jun-13	-	5.550,00
Jul-13	-	5.550,00
Agust-13	-	5.550,00
Sep-13	-	5.550,00
Okt-13	-	5.550,00
Nop-13	2.056,00	7.606,00
Des-13	-	7.606,00
Jan-14	402,00	8.008,00
Feb-14	-	8.008,00
Mar-14	1.136,00	9.144,00
Apr-14	2.323,00	11.467,00
Mei-14	16.203,00	27.670,00
Jun-14	-	27.670,00
Jul-14	-	27.670,00
Agust-14	-	27.670,00
	27.670,00	



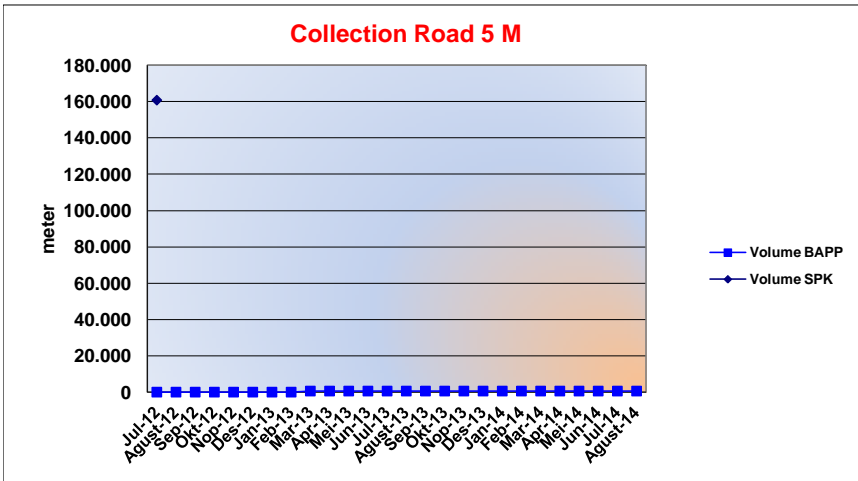
CLAIM SUMMARY - Bulungan Estate

Type of Work	SPK Vol (Meter)	Progress	%
Collection Road 6 M	-	-	0,00%



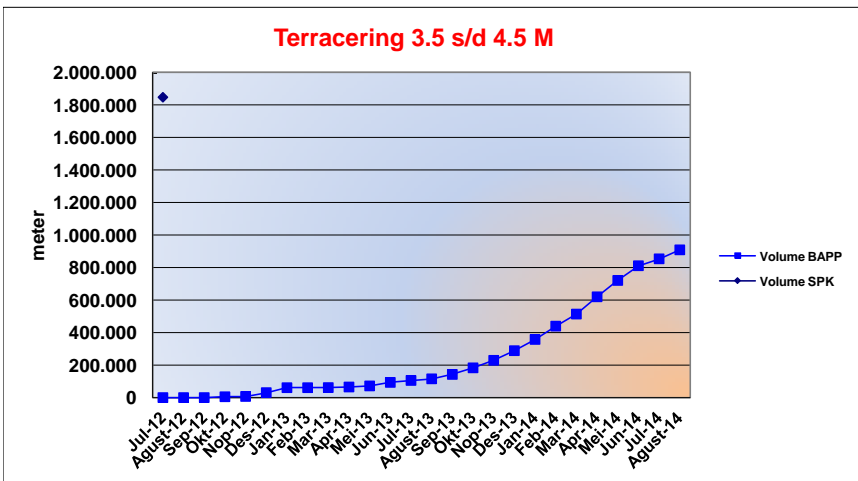
Month	Monthly Progress	Accumulated
Jul-12	-	-
Agust-12	-	-
Sep-12	-	-
Okt-12	-	-
Nop-12	-	-
Des-12	-	-
Jan-13	-	-
Feb-13	-	-
Mar-13	-	-
Apr-13	-	-
Mei-13	-	-
Jun-13	-	-
Jul-13	-	-
Agust-13	-	-
Sep-13	-	-
Okt-13	-	-
Nop-13	-	-
Des-13	-	-
Jan-14	-	-
Feb-14	-	-
Mar-14	-	-
Apr-14	-	-
Mei-14	-	-
Jun-14	-	-
Jul-14	-	-
Agust-14	-	-
	-	-

Type of Work	SPK Vol (Meter)	Progress	%
Collection Road 5 M	160.800,00	585,00	0,36%



Month	Monthly Progress	Accumulated
Jul-12	-	-
Agust-12	-	-
Sep-12	-	-
Okt-12	-	-
Nop-12	-	-
Des-12	-	-
Jan-13	-	-
Feb-13	-	-
Mar-13	585,00	585,00
Apr-13	-	585,00
Mei-13	-	585,00
Jun-13	-	585,00
Jul-13	-	585,00
Agust-13	-	585,00
Sep-13	-	585,00
Okt-13	-	585,00
Nop-13	-	585,00
Des-13	-	585,00
Jan-14	-	585,00
Feb-14	-	585,00
Mar-14	-	585,00
Apr-14	-	585,00
Mei-14	-	585,00
Jun-14	-	585,00
Jul-14	-	585,00
Agust-14	-	585,00
	585,00	

Type of Work	SPK Vol (Meter)	Progress	%
Terracering 3,5 s/d 4,5 M	1.848.000,00	909.016,00	49,41%



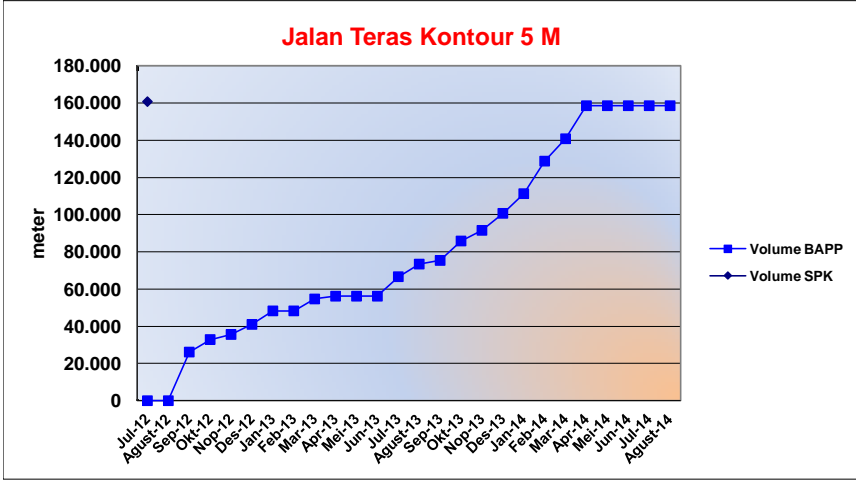
Month	Monthly Progress	Accumulated
Jul-12	-	-
Agust-12	-	-
Sep-12	-	-
Okt-12	5.058,00	5.058,00
Nop-12	1.876,00	6.934,00
Des-12	23.554,00	30.488,00
Jan-13	30.416,00	60.904,00
Feb-13	-	60.904,00
Mar-13	684,00	61.588,00
Apr-13	3.591,00	65.179,00
Mei-13	6.562,00	71.741,00
Jun-13	21.546,00	93.287,00
Jul-13	12.127,00	105.414,00
Agust-13	9.907,00	115.321,00
Sep-13	27.068,00	142.389,00
Okt-13	40.552,00	182.941,00
Nop-13	46.309,00	229.250,00
Des-13	59.387,00	288.637,00
Jan-14	69.035,00	357.672,00
Feb-14	81.993,00	439.665,00
Mar-14	74.298,00	513.963,00
Apr-14	106.080,00	620.043,00
Mei-14	100.707,00	720.750,00
Jun-14	90.480,00	811.230,00
Jul-14	42.496,00	853.726,00
Agust-14	55.290,00	909.016,00
	909.016,00	



PT. PRIMABAHAGIA PERMAI

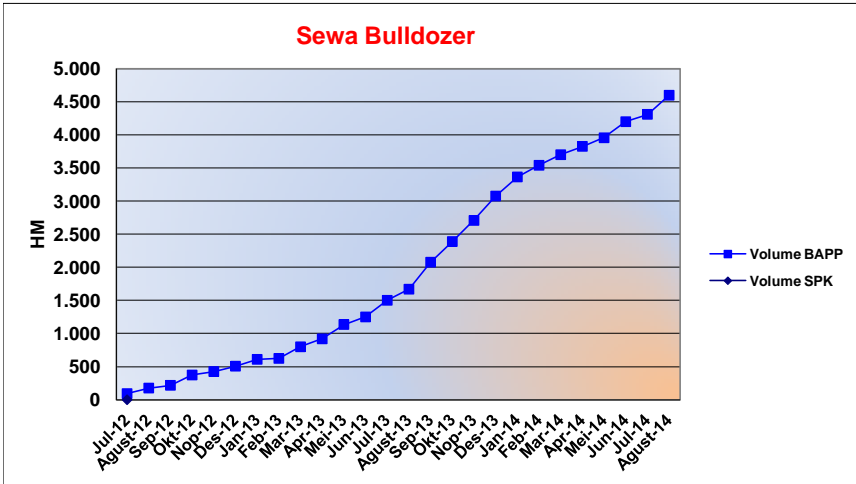
CLAIM SUMMARY - Bulungan Estate

Type of Work	SPK Vol (Meter)	Progress	%
Jalan Teras Kontour 5 M	160.776,00	158.595,00	98,64%



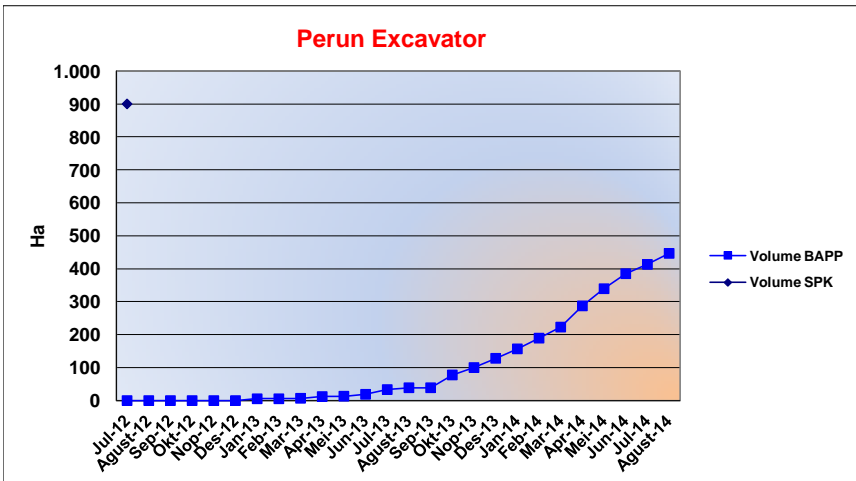
Month	Monthly Progress	Accumulated
Jul-12	-	-
Agust-12	-	-
Sep-12	26.152,00	26.152,00
Okt-12	6.732,00	32.884,00
Nop-12	2.711,00	35.595,00
Des-12	5.422,00	41.017,00
Jan-13	7.262,00	48.279,00
Feb-13	-	48.279,00
Mar-13	6.408,00	54.687,00
Apr-13	1.503,00	56.190,00
Mei-13	-	56.190,00
Jun-13	-	56.190,00
Jul-13	10.473,00	66.663,00
Agust-13	6.780,00	73.443,00
Sep-13	1.952,00	75.395,00
Okt-13	10.467,00	85.862,00
Nop-13	5.722,00	91.584,00
Des-13	9.137,00	100.721,00
Jan-14	10.592,00	111.313,00
Feb-14	17.489,00	128.802,00
Mar-14	12.023,00	140.825,00
Apr-14	17.770,00	158.595,00
Mei-14	-	158.595,00
Jun-14	-	158.595,00
Jul-14	-	158.595,00
Agust-14	-	158.595,00
	158.595,00	

Type of Work	SPK Vol (HM)	Progress	%
Sewa Buldozer	-	4.598,30	0,00%



Month	Monthly Progress	Accumulated
Jul-12	93,00	93,00
Agust-12	83,50	176,50
Sep-12	41,40	217,90
Okt-12	155,90	373,80
Nop-12	52,50	426,30
Des-12	80,50	506,80
Jan-13	103,20	610,00
Feb-13	14,20	624,20
Mar-13	175,30	799,50
Apr-13	119,90	919,40
Mei-13	216,90	1.136,30
Jun-13	113,90	1.250,20
Jul-13	251,30	1.501,50
Agust-13	167,90	1.669,40
Sep-13	407,60	2.077,00
Okt-13	312,10	2.389,10
Nop-13	318,70	2.707,80
Des-13	368,00	3.075,80
Jan-14	288,50	3.364,30
Feb-14	176,00	3.540,30
Mar-14	160,00	3.700,30
Apr-14	126,00	3.826,30
Mei-14	129,50	3.955,80
Jun-14	243,00	4.198,80
Jul-14	111,00	4.309,80
Agust-14	288,50	4.598,30
	4.598,30	

Type of Work	SPK Vol (Ha)	Progress	%
Perun Excavator	900,00	446,61	49,62%

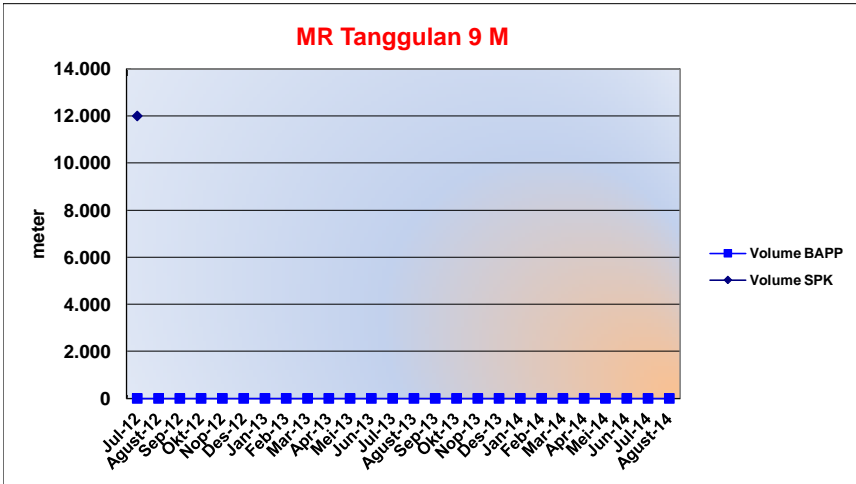


Month	Monthly Progress	Accumulated
Jul-12	-	-
Agust-12	-	-
Sep-12	-	-
Okt-12	-	-
Nop-12	-	-
Des-12	-	-
Jan-13	5,42	5,42
Feb-13	-	5,42
Mar-13	1,50	6,92
Apr-13	5,31	12,23
Mei-13	1,07	13,30
Jun-13	5,67	18,97
Jul-13	14,40	33,37
Agust-13	5,56	38,93
Sep-13	-	38,93
Okt-13	38,80	77,73
Nop-13	22,47	100,20
Des-13	28,01	128,21
Jan-14	28,69	156,90
Feb-14	32,53	189,43
Mar-14	33,56	222,99
Apr-14	64,27	287,26
Mei-14	52,15	339,41
Jun-14	45,54	384,95
Jul-14	28,23	413,18
Agust-14	33,43	446,61
	446,61	



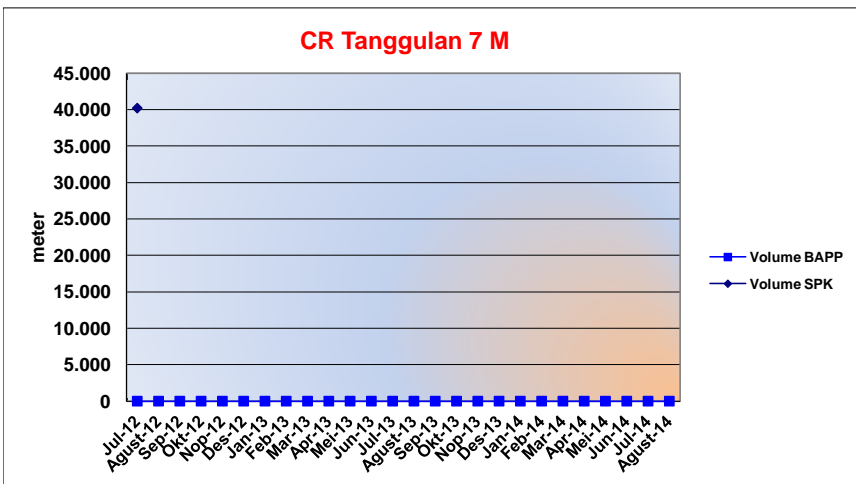
CLAIM SUMMARY - Bulungan Estate

Type of Work	SPK Vol (Meter)	Progress	%
MR Tanggulan 9 M	12.000,00	-	0,00%



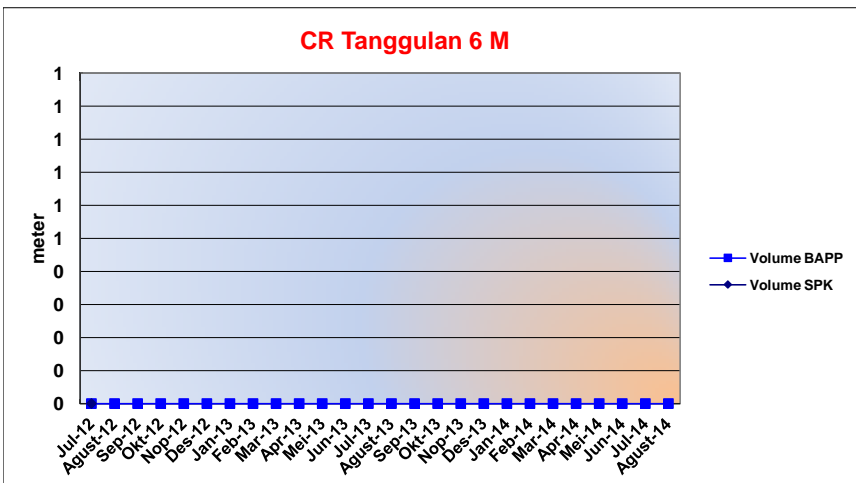
Month	Monthly Progress	Accumulated
Jul-12	-	-
Agust-12	-	-
Sep-12	-	-
Okt-12	-	-
Nop-12	-	-
Des-12	-	-
Jan-13	-	-
Feb-13	-	-
Mar-13	-	-
Apr-13	-	-
Mei-13	-	-
Jun-13	-	-
Jul-13	-	-
Agust-13	-	-
Sep-13	-	-
Okt-13	-	-
Nop-13	-	-
Des-13	-	-
Jan-14	-	-
Feb-14	-	-
Mar-14	-	-
Apr-14	-	-
Mei-14	-	-
Jun-14	-	-
Jul-14	-	-
Agust-14	-	-
	-	-

Type of Work	SPK Vol (Meter)	Progress	%
CR Tanggulan 7 M	40.200,00	-	0,00%



Month	Monthly Progress	Accumulated
Jul-12	-	-
Agust-12	-	-
Sep-12	-	-
Okt-12	-	-
Nop-12	-	-
Des-12	-	-
Jan-13	-	-
Feb-13	-	-
Mar-13	-	-
Apr-13	-	-
Mei-13	-	-
Jun-13	-	-
Jul-13	-	-
Agust-13	-	-
Sep-13	-	-
Okt-13	-	-
Nop-13	-	-
Des-13	-	-
Jan-14	-	-
Feb-14	-	-
Mar-14	-	-
Apr-14	-	-
Mei-14	-	-
Jun-14	-	-
Jul-14	-	-
Agust-14	-	-
	-	-

Type of Work	SPK Vol (Meter)	Progress	%
CR Tanggulan 6 M	-	-	0,00%



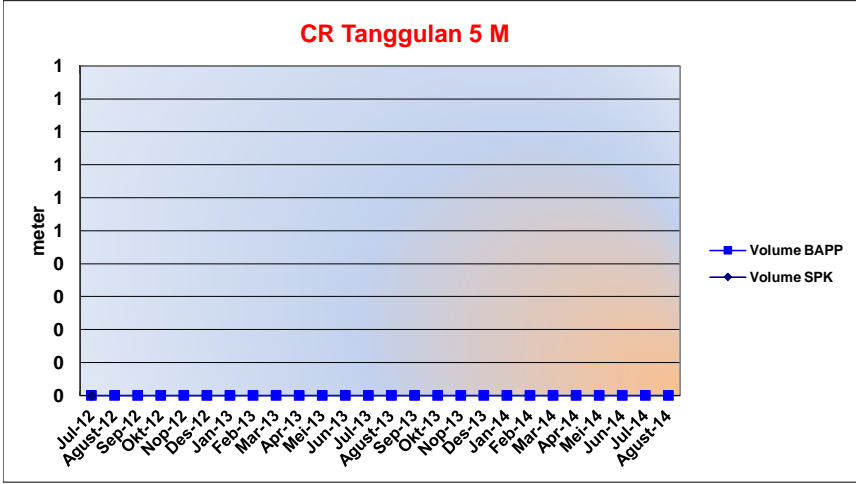
Month	Monthly Progress	Accumulated
Jul-12	-	-
Agust-12	-	-
Sep-12	-	-
Okt-12	-	-
Nop-12	-	-
Des-12	-	-
Jan-13	-	-
Feb-13	-	-
Mar-13	-	-
Apr-13	-	-
Mei-13	-	-
Jun-13	-	-
Jul-13	-	-
Agust-13	-	-
Sep-13	-	-
Okt-13	-	-
Nop-13	-	-
Des-13	-	-
Jan-14	-	-
Feb-14	-	-
Mar-14	-	-
Apr-14	-	-
Mei-14	-	-
Jun-14	-	-
Jul-14	-	-
Agust-14	-	-
	-	-



PT. PRIMABAHAGIA PERMAI

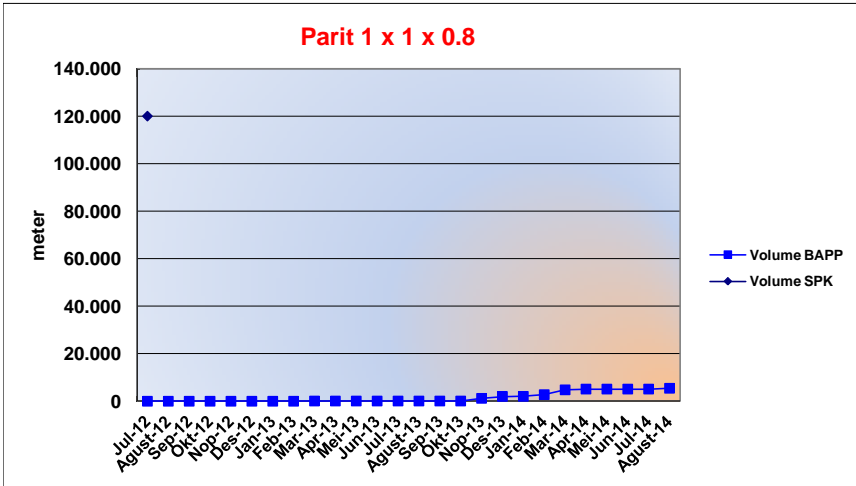
CLAIM SUMMARY - Bulungan Estate

Type of Work	SPK Vol (Meter)	Progress	%
CR Tanggulan 5 M	-	-	0,00%



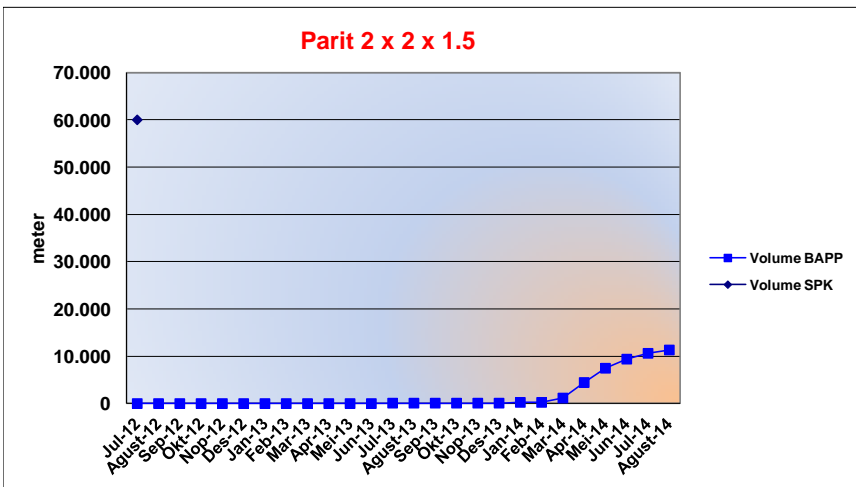
Month	Monthly Progress	Accumulated
Jul-12	-	-
Agust-12	-	-
Sep-12	-	-
Okt-12	-	-
Nop-12	-	-
Des-12	-	-
Jan-13	-	-
Feb-13	-	-
Mar-13	-	-
Apr-13	-	-
Mei-13	-	-
Jun-13	-	-
Jul-13	-	-
Agust-13	-	-
Sep-13	-	-
Okt-13	-	-
Nop-13	-	-
Des-13	-	-
Jan-14	-	-
Feb-14	-	-
Mar-14	-	-
Apr-14	-	-
Mei-14	-	-
Jun-14	-	-
Jul-14	-	-
Agust-14	-	-
	-	-

Type of Work	SPK Vol (Meter)	Progress	%
Parit 1 x 1 x 0,8	120.000,00	5.453,00	4,54%



Month	Monthly Progress	Accumulated
Jul-12	-	-
Agust-12	-	-
Sep-12	-	-
Okt-12	-	-
Nop-12	-	-
Des-12	-	-
Jan-13	-	-
Feb-13	-	-
Mar-13	92,00	92,00
Apr-13	-	92,00
Mei-13	-	92,00
Jun-13	-	92,00
Jul-13	-	92,00
Agust-13	-	92,00
Sep-13	-	92,00
Okt-13	-	92,00
Nop-13	1.122,00	1.214,00
Des-13	790,00	2.004,00
Jan-14	42,00	2.046,00
Feb-14	720,00	2.766,00
Mar-14	2.029,00	4.795,00
Apr-14	322,00	5.117,00
Mei-14	-	5.117,00
Jun-14	-	5.117,00
Jul-14	-	5.117,00
Agust-14	336,00	5.453,00
	5.453,00	

Type of Work	SPK Vol (Meter)	Progress	%
Parit 2 x 2 x 1,5	60.000,00	11.330,00	18,88%



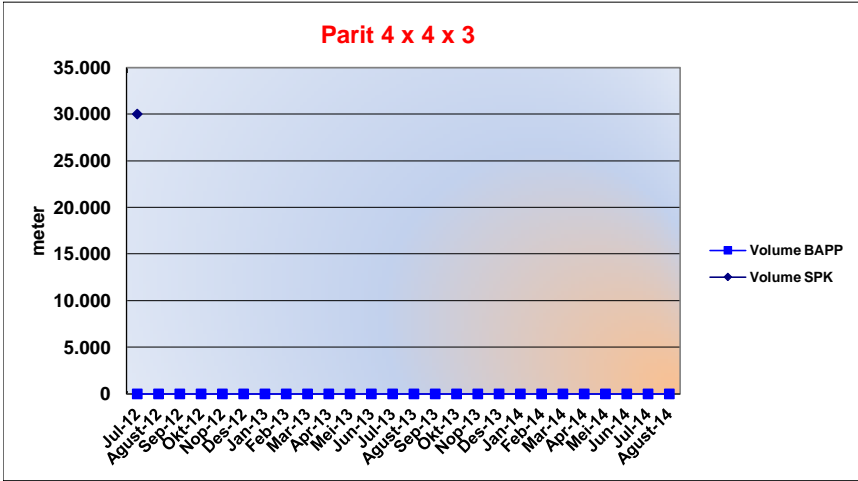
Month	Monthly Progress	Accumulated
Jul-12	-	-
Agust-12	-	-
Sep-12	-	-
Okt-12	-	-
Nop-12	-	-
Des-12	-	-
Jan-13	-	-
Feb-13	-	-
Mar-13	-	-
Apr-13	-	-
Mei-13	-	-
Jun-13	-	-
Jul-13	87,00	87,00
Agust-13	-	87,00
Sep-13	-	87,00
Okt-13	-	87,00
Nop-13	-	87,00
Des-13	-	87,00
Jan-14	162,00	249,00
Feb-14	-	249,00
Mar-14	920,00	1.169,00
Apr-14	3.285,00	4.454,00
Mei-14	3.017,00	7.471,00
Jun-14	1.924,00	9.395,00
Jul-14	1.227,00	10.622,00
Agust-14	708,00	11.330,00
	11.330,00	



PT. PRIMABAHAGIA PERMAI

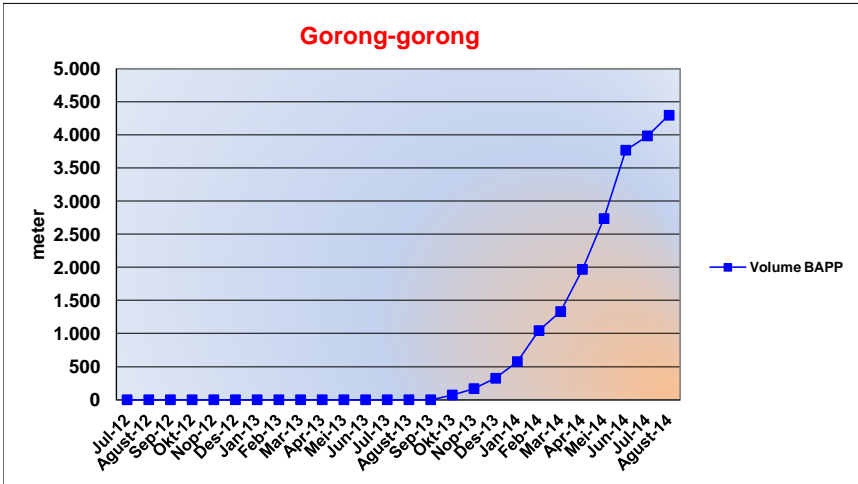
CLAIM SUMMARY - Bulungan Estate

Type of Work	SPK Vol (Meter)	Progress	%
Parit 4 x 4 x 3	30.000,00	-	0,00%



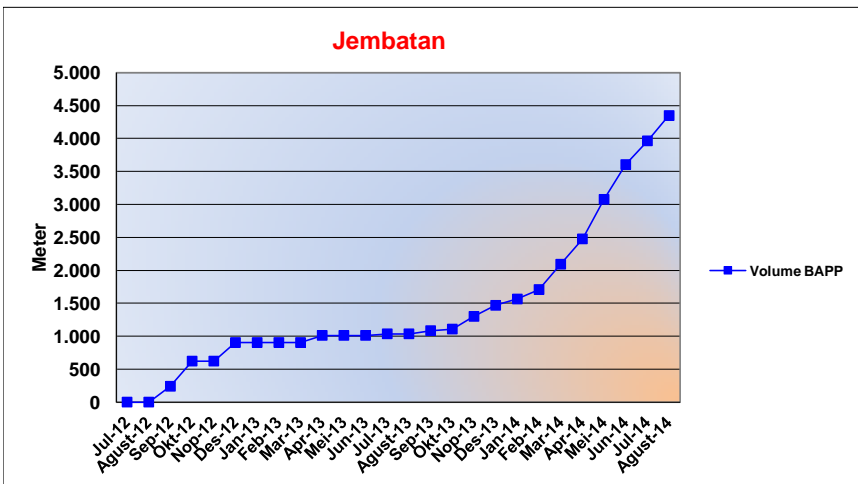
Month	Monthly Progress	Accumulated
Jul-12	-	-
Agust-12	-	-
Sep-12	-	-
Okt-12	-	-
Nop-12	-	-
Des-12	-	-
Jan-13	-	-
Feb-13	-	-
Mar-13	-	-
Apr-13	-	-
Mei-13	-	-
Jun-13	-	-
Juli-13	-	-
Agust-13	-	-
Sep-13	-	-
Okt-13	-	-
Nop-13	-	-
Des-13	-	-
Jan-14	-	-
Feb-14	-	-
Mar-14	-	-
Apr-14	-	-
Mei-14	-	-
Jun-14	-	-
Juli-14	-	-
Agust-14	-	-
	-	-

Type of Work	SPK Vol (Meter)	Progress	%
Gorong-gorong	-	4.296,00	0,00%



Month	Monthly Progress	Accumulated
Jul-12	-	-
Agust-12	-	-
Sep-12	-	-
Okt-12	-	-
Nop-12	-	-
Des-12	-	-
Jan-13	-	-
Feb-13	-	-
Mar-13	-	-
Apr-13	-	-
Mei-13	-	-
Jun-13	-	-
Juli-13	-	-
Agust-13	-	-
Sep-13	-	-
Okt-13	72,00	72,00
Nop-13	96,00	168,00
Des-13	156,00	324,00
Jan-14	252,00	576,00
Feb-14	468,00	1.044,00
Mar-14	288,00	1.332,00
Apr-14	636,00	1.968,00
Mei-14	768,00	2.736,00
Jun-14	1.032,00	3.768,00
Juli-14	216,00	3.984,00
Agust-14	312,00	4.296,00
	4.296,00	

Type of Work	SPK Vol (Meter)	Progress	%
Jembatan	-	4.348,00	0,00%



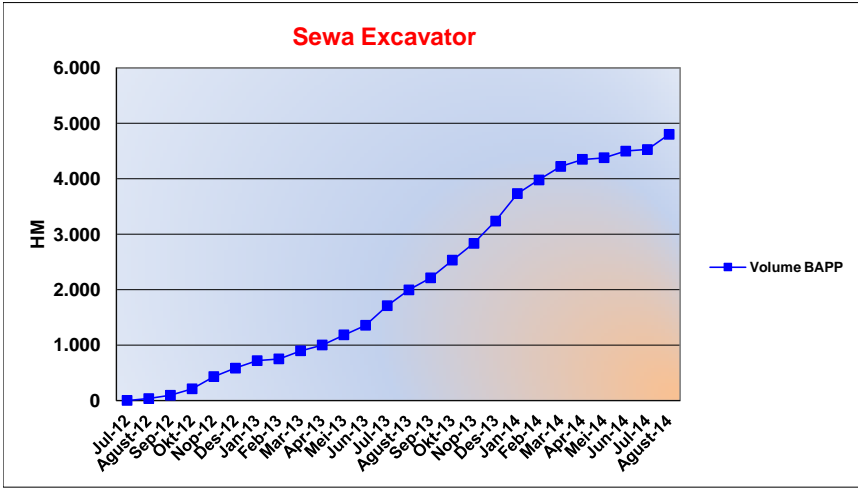
Month	Monthly Progress	Accumulated
Jul-12	-	-
Agust-12	-	-
Sep-12	240,00	240,00
Okt-12	382,00	622,00
Nop-12	-	622,00
Des-12	282,00	904,00
Jan-13	-	904,00
Feb-13	-	904,00
Mar-13	-	904,00
Apr-13	108,00	1.012,00
Mei-13	-	1.012,00
Jun-13	-	1.012,00
Juli-13	24,00	1.036,00
Agust-13	-	1.036,00
Sep-13	48,00	1.084,00
Okt-13	24,00	1.108,00
Nop-13	192,00	1.300,00
Des-13	168,00	1.468,00
Jan-14	96,00	1.564,00
Feb-14	144,00	1.708,00
Mar-14	384,00	2.092,00
Apr-14	384,00	2.476,00
Mei-14	600,00	3.076,00
Jun-14	528,00	3.604,00
Juli-14	360,00	3.964,00
Agust-14	384,00	4.348,00
	4.348,00	



PT. PRIMABAHAGIA PERMAI

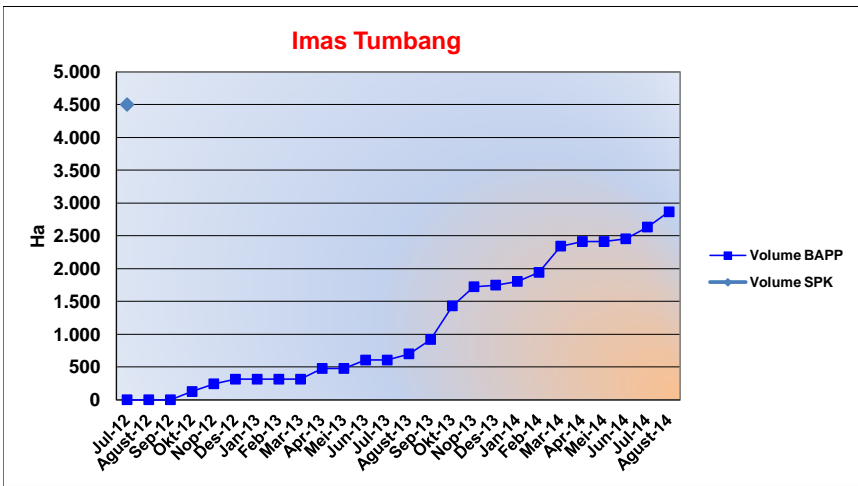
CLAIM SUMMARY - Bulungan Estate

Type of Work	SPK Vol (HM)	Progress	%
Sewa Excavator	-	4.800,00	0,00%



Month	Monthly Progress	Accumulated
Jul-12	-	-
Agust-12	33,00	33,00
Sep-12	60,00	93,00
Okt-12	116,00	209,00
Nop-12	221,00	430,00
Des-12	152,00	582,00
Jan-13	135,00	717,00
Feb-13	32,00	749,00
Mar-13	146,00	895,00
Apr-13	105,00	1.000,00
Mei-13	183,00	1.183,00
Jun-13	172,50	1.355,50
Jul-13	353,00	1.708,50
Agust-13	285,00	1.993,50
Sep-13	217,50	2.211,00
Okt-13	320,00	2.531,00
Nop-13	302,00	2.833,00
Des-13	402,00	3.235,00
Jan-14	497,00	3.732,00
Feb-14	245,00	3.977,00
Mar-14	244,00	4.221,00
Apr-14	128,00	4.349,00
Mei-14	29,00	4.378,00
Jun-14	119,00	4.497,00
Jul-14	29,00	4.526,00
Agust-14	274,00	4.800,00
	4.800,00	

Type of Work	SPK Vol (Ha)	Progress	%
Imas Tumbang	4.500,00	2.864,04	63,65%



Month	Monthly Progress	Accumulated
Jul-12	-	-
Agust-12	-	-
Sep-12	-	-
Okt-12	125,68	125,68
Nop-12	117,30	242,98
Des-12	70,30	313,28
Jan-13	-	313,28
Feb-13	-	313,28
Mar-13	-	313,28
Apr-13	163,21	476,49
Mei-13	-	476,49
Jun-13	128,88	605,37
Jul-13	-	605,37
Agust-13	94,15	699,52
Sep-13	219,24	918,76
Okt-13	511,86	1.430,62
Nop-13	292,17	1.722,79
Des-13	24,63	1.747,42
Jan-14	56,10	1.803,52
Feb-14	137,74	1.941,26
Mar-14	400,44	2.341,70
Apr-14	70,32	2.412,02
Mei-14	-	2.412,02
Jun-14	40,91	2.452,93
Jul-14	179,93	2.632,86
Agust-14	231,18	2.864,04
	2.864,04	