



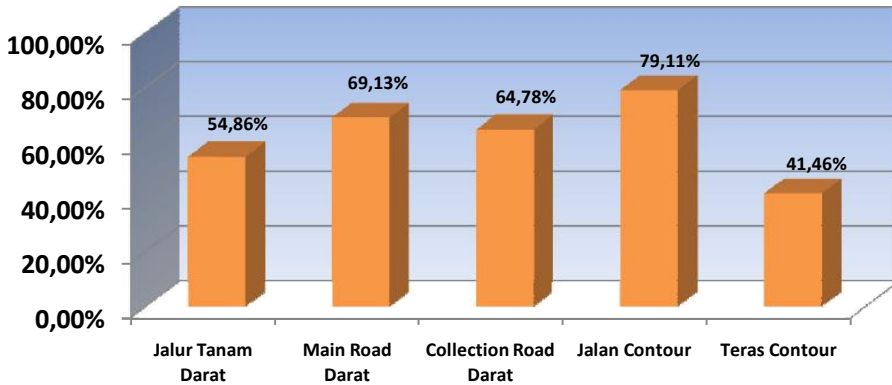
**PROGRESS REPORT - Kebun Keranji**

KONTRAK NO :

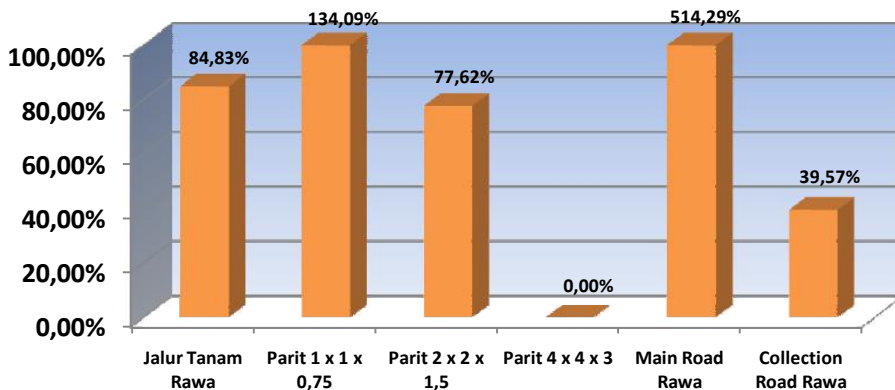
1. 001/KRNE/LOA/01/2013
2. 001/KRNE/JKTO/01/2013-Jlr Tnm, BPRT & PJLN
3. 001/KRNE/JKTO/01/2013-SWAB

Jenis Pekerjaan	Unit	Vol SPK 1 Jan '13 s.d. 31 Des '13	Realisasi			%
			AKUMULASI S.D BULAN LALU	BAPP Des 2013	S.D BAPP Juni 2013	
<b>Bulldozer</b>						
Jalur Tanam Darat	Ha	196,00	92,66	14,87	107,53	54,86%
Main Road Darat	Meter	8.358,00	5.386,40	391,64	5.778,04	69,13%
Collection Road Darat	Meter	3.847,00	2.492,10	-	2.492,10	64,78%
Jalan Contour	Meter	13.570,00	8.448,94	2.286,87	10.735,81	79,11%
Teras Contour	Meter	131.570,00	47.213,75	7.333,63	54.547,38	41,46%
Sewa Buldozer	HM		2.579,50	102,50	2.682,00	
<b>Excavator</b>						
Jalur Tanam Rawa	Ha	42,00	27,85	7,78	35,63	84,83%
Parit 1 x 1 x 0,75	Meter	17.129,52	10.910,25	12.058,20	22.968,45	134,09%
Parit 2 x 2 x 1,5	Meter	9.611,46	5.628,12	1.832,30	7.460,42	77,62%
Parit 4 x 4 x 3	Meter	431,00	-	-	-	0,00%
Main Road Rawa	Meter	70,00	39,94	320,06	360,00	514,29%
Collection Road Rawa	Meter	223,24	88,33	-	88,33	39,57%
Gorong-gorong	Unit		41,00	11,00	52,00	
Jembatan 2 M	Unit		20,00	5,00	25,00	
Jembatan 4 M	Unit		-	1,00	1,00	
Jembatan 5-10 M	Unit		-	-	-	
Jembatan > 10 M	Unit		-	-	-	
Sewa Excavator	HM		1.598,50	532,00	2.130,50	
Imas Tumbang	Ha	200,00	-	-	-	0,00%

**Pekerjaan Bulldozer**



**Pekerjaan Excavator**

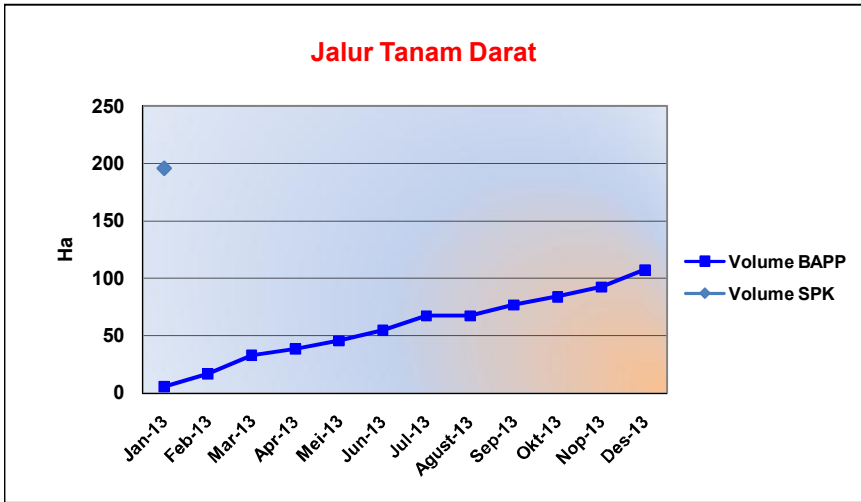




**PROGRESS REPORT - Kebun Keranji**

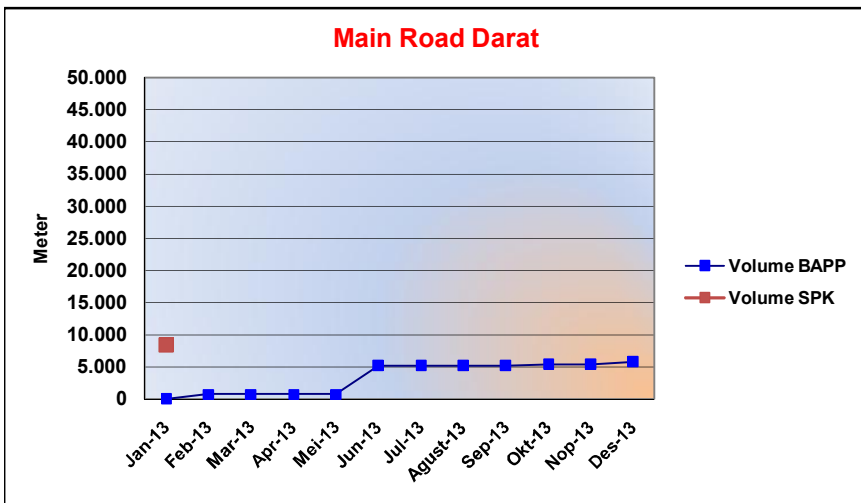
**Chart & Detail Per Month**

Jenis Pekerjaan	Unit	Vol SPK	Realisasi	%
Jalur Tanam Darat	Ha	196,00	107,53	54,86%



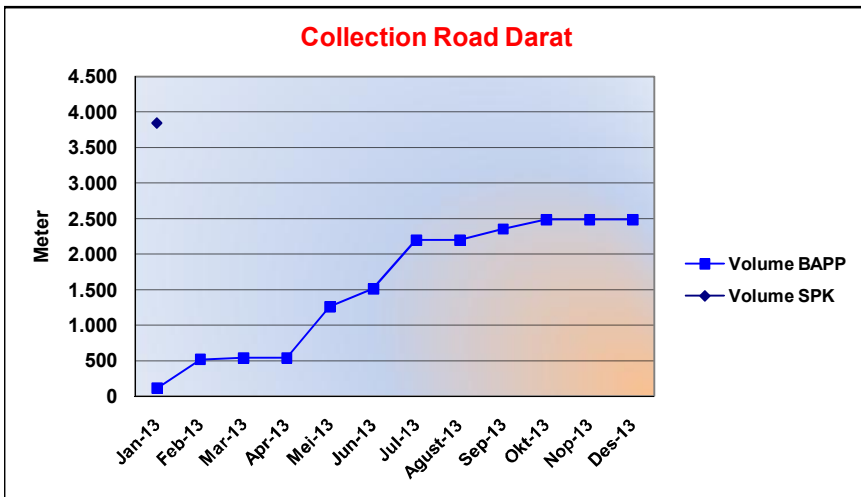
Bulan	Hasil per Bulan	Kumulatif
Jan-13	5,47	5,47
Feb-13	11,15	16,62
Mar-13	16,26	32,88
Apr-13	5,72	38,60
Mei-13	7,02	45,62
Jun-13	9,05	54,67
Jul-13	12,69	67,36
Agust-13	-	67,36
Sep-13	9,45	76,81
Okt-13	7,20	84,01
Nop-13	8,65	92,66
Des-13	14,87	107,53
	<b>107,53</b>	

Jenis Pekerjaan	Unit	Vol SPK	Realisasi	%
Main Road Darat	Meter	8.358,00	5.778,04	69,13%



Bulan	Hasil per Bulan	Kumulatif
Jan-13	-	-
Feb-13	769,92	769,92
Mar-13	-	769,92
Apr-13	-	769,92
Mei-13	-	769,92
Jun-13	4.414,01	5.183,93
Jul-13	-	5.183,93
Agust-13	-	5.183,93
Sep-13	-	5.183,93
Okt-13	202,47	5.386,40
Nop-13	-	5.386,40
Des-13	391,64	5.778,04
	<b>5.778,04</b>	

Jenis Pekerjaan	Unit	Vol SPK	Realisasi	%
Collection Road Darat	Meter	3.847,00	2.492,10	64,78%

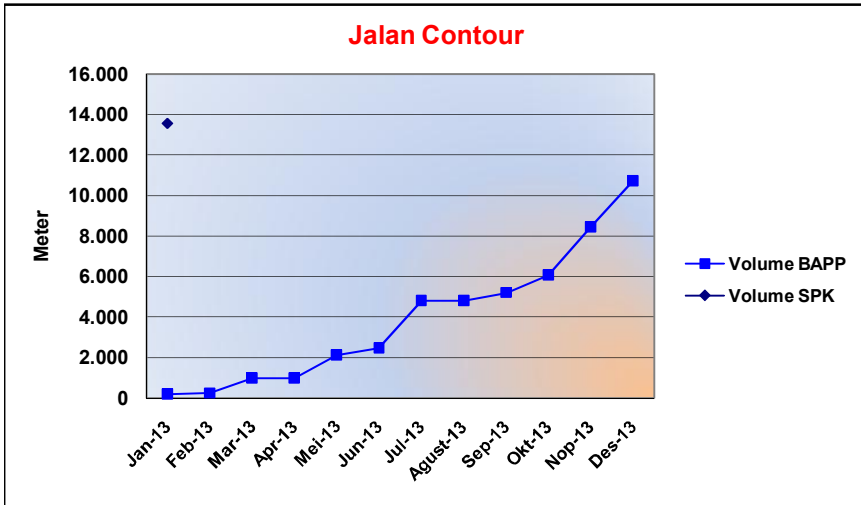


Bulan	Hasil per Bulan	Kumulatif
Jan-13	111,82	111,82
Feb-13	408,63	520,45
Mar-13	20,35	540,80
Apr-13	-	540,80
Mei-13	720,89	1.261,69
Jun-13	253,39	1.515,08
Jul-13	686,37	2.201,45
Agust-13	-	2.201,45
Sep-13	157,94	2.359,39
Okt-13	132,71	2.492,10
Nop-13	-	2.492,10
Des-13	-	2.492,10
	<b>2.492,10</b>	



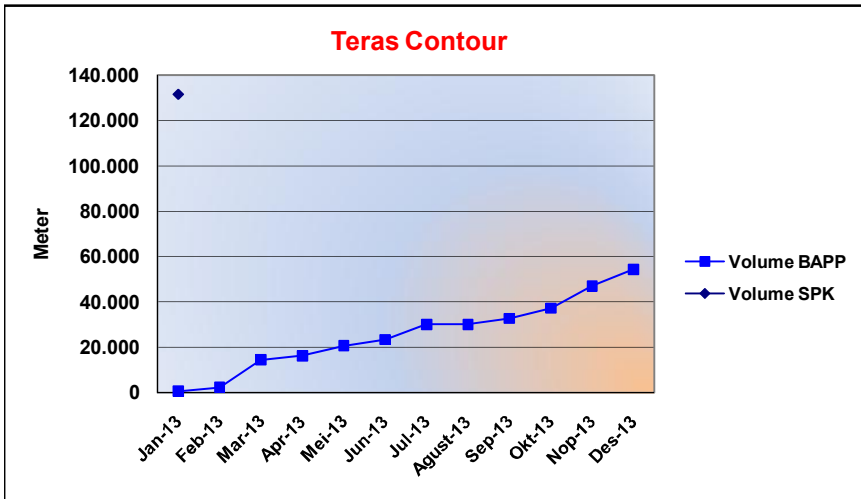
**PROGRESS REPORT - Kebun Keranji**

Jenis Pekerjaan	Unit	Vol SPK	Realisasi	%
Jalan Contour	Meter	13.570,00	10.735,81	79,11%



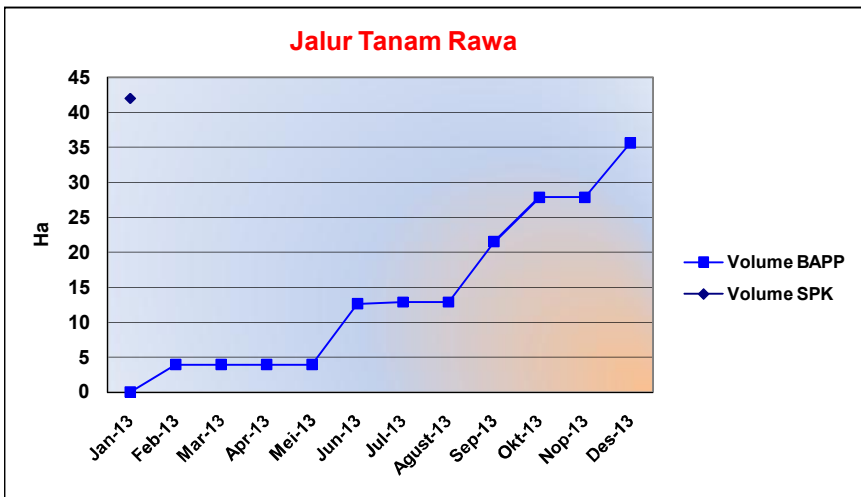
Bulan	Hasil per Bulan	Kumulatif
Jan-13	208,79	208,79
Feb-13	53,78	262,57
Mar-13	747,87	1.010,44
Apr-13	-	1.010,44
Mei-13	1.123,50	2.133,94
Jun-13	361,35	2.495,29
Juli-13	2.324,96	4.820,25
Agust-13	-	4.820,25
Sep-13	398,83	5.219,08
Okt-13	864,78	6.083,86
Nop-13	2.365,08	8.448,94
Des-13	2.286,87	10.735,81
	<b>10.735,81</b>	

Jenis Pekerjaan	Unit	Vol SPK	Realisasi	%
Teras Contour	Meter	131.570,00	54.547,38	41,46%



Bulan	Hasil per Bulan	Kumulatif
Jan-13	675,50	675,50
Feb-13	1.718,09	2.393,59
Mar-13	12.165,10	14.558,69
Apr-13	1.796,78	16.355,47
Mei-13	4.416,09	20.771,56
Jun-13	2.725,03	23.496,59
Juli-13	6.692,61	30.189,20
Agust-13	-	30.189,20
Sep-13	2.700,24	32.889,44
Okt-13	4.432,20	37.321,64
Nop-13	9.892,11	47.213,75
Des-13	7.333,63	54.547,38
	<b>54.547,38</b>	

Jenis Pekerjaan	Unit	Vol SPK	Realisasi	%
Jalur Tanam Rawa	Ha	42,00	35,63	84,83%



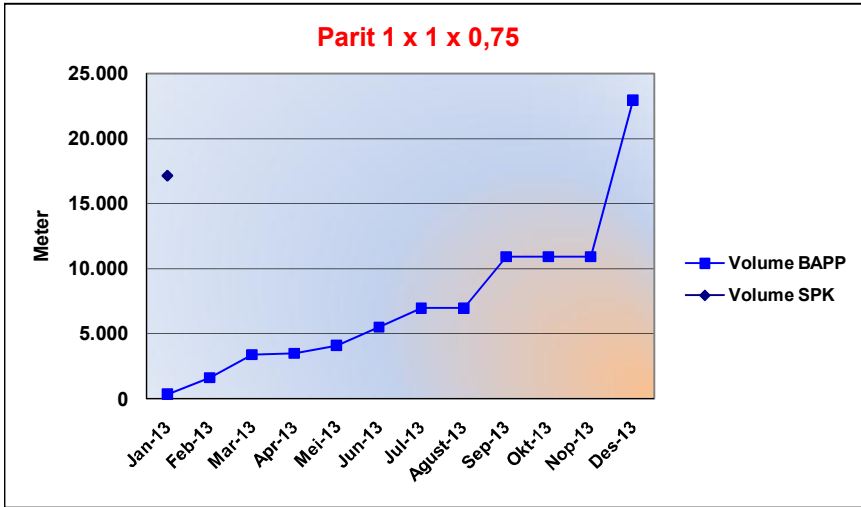
Bulan	Hasil per Bulan	Kumulatif
Jan-13	-	-
Feb-13	3,97	3,97
Mar-13	-	3,97
Apr-13	-	3,97
Mei-13	-	3,97
Jun-13	8,67	12,64
Juli-13	0,25	12,89
Agust-13	-	12,89
Sep-13	8,62	21,51
Okt-13	6,34	27,85
Nop-13	-	27,85
Des-13	7,78	35,63
	<b>35,63</b>	



# PT. BANGUN NUSA MANDIRI

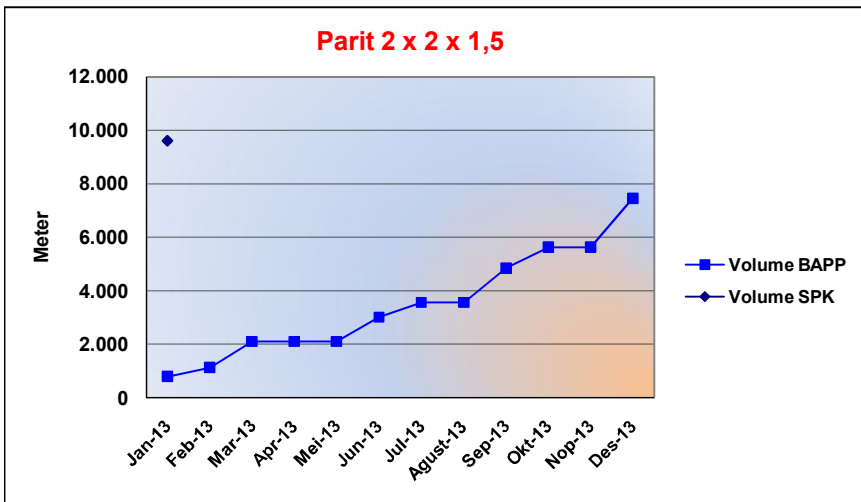
## PROGRESS REPORT - Kebun Keranji

Jenis Pekerjaan	Unit	Vol SPK	Realisasi	%
Parit 1 x 1 x 0,75	Meter	17.129,52	22.968,45	134,09%



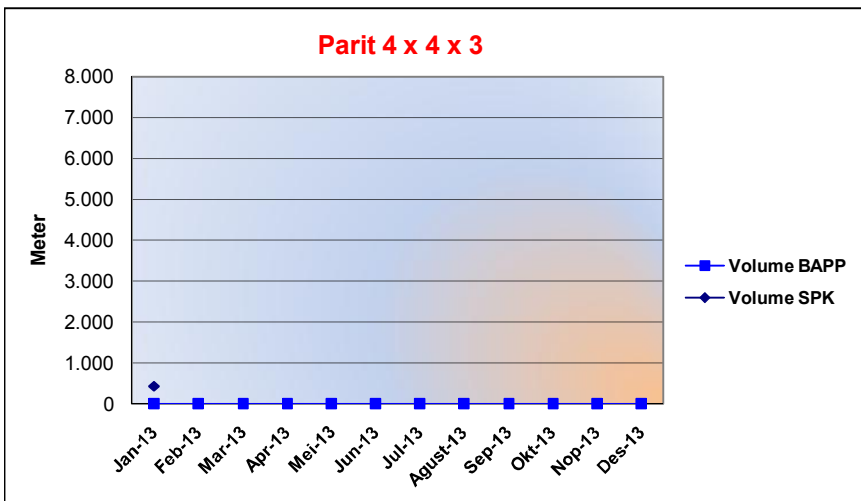
Bulan	Hasil per Bulan	Kumulatif
Jan-13	337,44	337,44
Feb-13	1.263,02	1.600,46
Mar-13	1.769,14	3.369,60
Apr-13	106,15	3.475,75
Mei-13	602,72	4.078,47
Jun-13	1.410,64	5.489,11
Jul-13	1.469,58	6.958,69
Agust-13	-	6.958,69
Sep-13	3.951,56	10.910,25
Okt-13	-	10.910,25
Nop-13	-	10.910,25
Des-13	12.058,20	22.968,45
	22.968,45	

Jenis Pekerjaan	Unit	Vol SPK	Realisasi	%
Parit 2 x 2 x 1,5	Meter	9.611	7.460,42	77,62%



Bulan	Hasil per Bulan	Kumulatif
Jan-13	785,39	785,39
Feb-13	338,95	1.124,34
Mar-13	968,94	2.093,28
Apr-13	-	2.093,28
Mei-13	-	2.093,28
Jun-13	914,53	3.007,81
Jul-13	547,97	3.555,78
Agust-13	-	3.555,78
Sep-13	1.286,69	4.842,47
Okt-13	785,65	5.628,12
Nop-13	-	5.628,12
Des-13	1.832,30	7.460,42
	7.460,42	

Jenis Pekerjaan	Unit	Vol SPK	Realisasi	%
Parit 4 x 4 x 3	Meter	431,00	-	0,00%

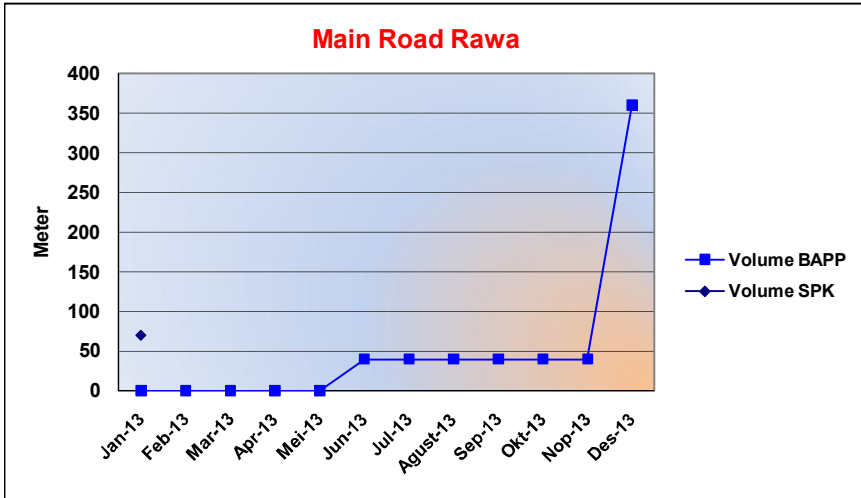


Bulan	Hasil per Bulan	Kumulatif
Jan-13	-	-
Feb-13	-	-
Mar-13	-	-
Apr-13	-	-
Mei-13	-	-
Jun-13	-	-
Jul-13	-	-
Agust-13	-	-
Sep-13	-	-
Okt-13	-	-
Nop-13	-	-
Des-13	-	-
	-	-



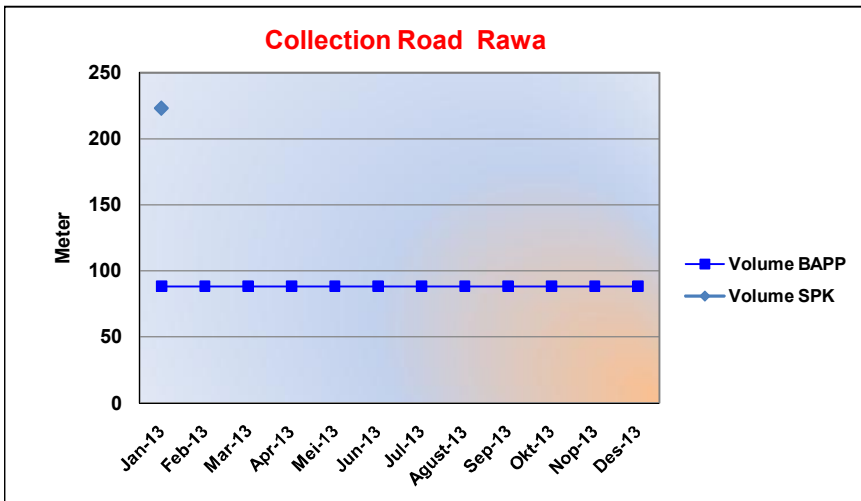
**PROGRESS REPORT - Kebun Keranji**

Jenis Pekerjaan	Unit	Vol SPK	Realisasi	%
Main Road Rawa	Meter	70,00	360,00	514,29%



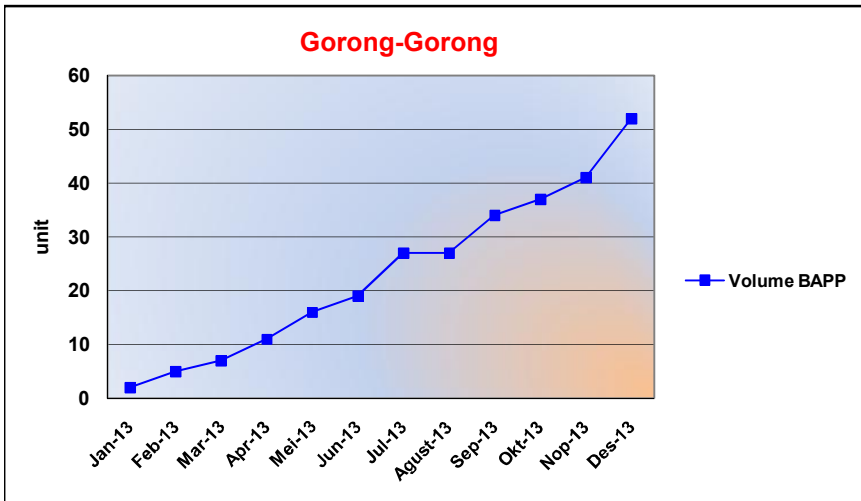
Bulan	Hasil per Bulan	Kumulatif
Jan-13	-	-
Feb-13	-	-
Mar-13	-	-
Apr-13	-	-
Mei-13	-	-
Jun-13	39,94	39,94
Jul-13	-	39,94
Agust-13	-	39,94
Sep-13	-	39,94
Okt-13	-	39,94
Nop-13	-	39,94
Des-13	320,06	360,00
	<b>360,00</b>	

Jenis Pekerjaan	Unit	Vol SPK	Realisasi	%
Collection Road Rawa	Meter	223,24	88,33	39,57%



Bulan	Hasil per Bulan	Kumulatif
Jan-13	88,33	88,33
Feb-13	-	88,33
Mar-13	-	88,33
Apr-13	-	88,33
Mei-13	-	88,33
Jun-13	-	88,33
Jul-13	-	88,33
Agust-13	-	88,33
Sep-13	-	88,33
Okt-13	-	88,33
Nop-13	-	88,33
Des-13	-	88,33
	<b>88,33</b>	

Jenis Pekerjaan	Unit	Vol SPK	Realisasi	%
Gorong-gorong	Unit	-	41,00	0,00%

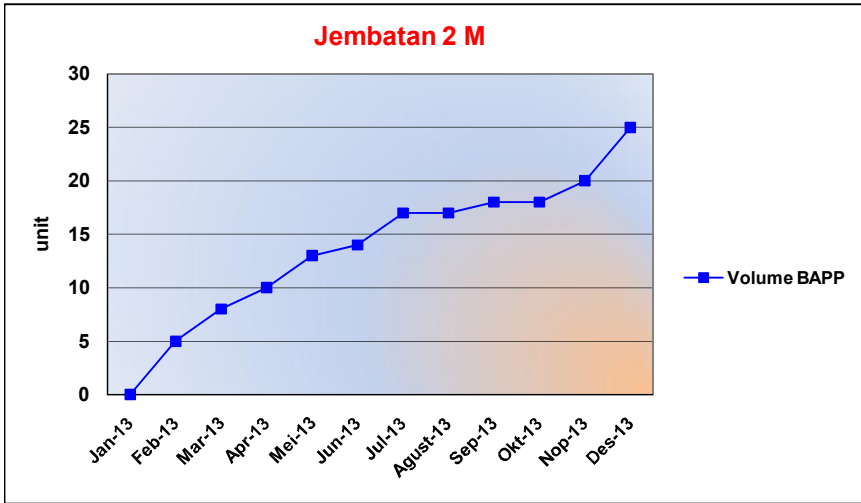


Bulan	Hasil per Bulan	Kumulatif
Jan-13	2,00	2,00
Feb-13	3,00	5,00
Mar-13	2,00	7,00
Apr-13	4,00	11,00
Mei-13	5,00	16,00
Jun-13	3,00	19,00
Jul-13	8,00	27,00
Agust-13	-	27,00
Sep-13	7,00	34,00
Okt-13	3,00	37,00
Nop-13	4,00	41,00
Des-13	11,00	52,00
	<b>41,00</b>	



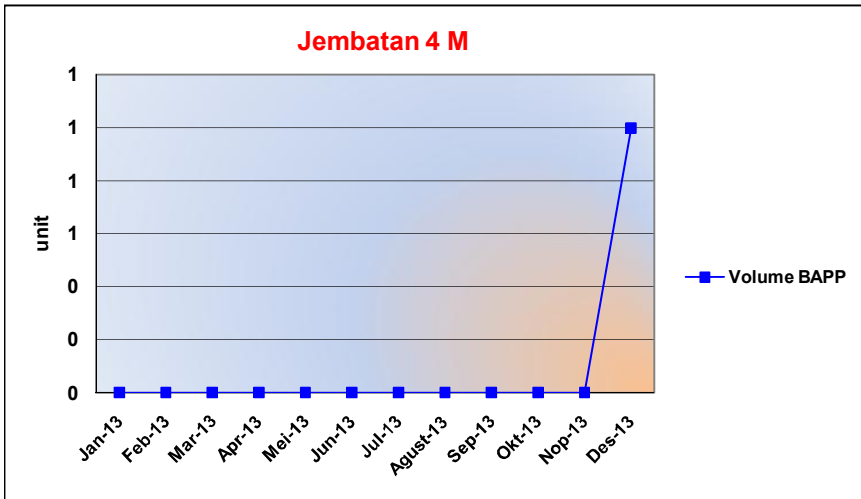
**PROGRESS REPORT - Kebun Keranji**

Jenis Pekerjaan	Unit	Vol SPK	Realisasi	%
Jembatan 2 M	Unit	-	25,00	0,00%



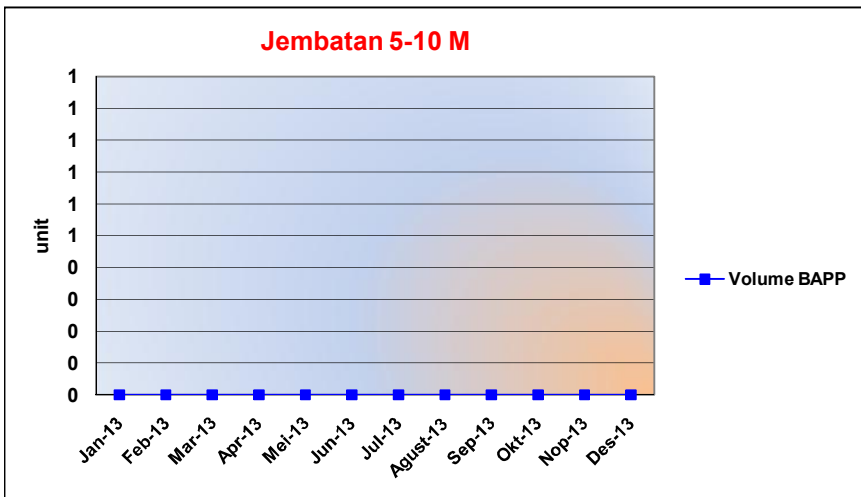
Bulan	Hasil per Bulan	Kumulatif
Jan-13	-	-
Feb-13	5,00	5,00
Mar-13	3,00	8,00
Apr-13	2,00	10,00
Mei-13	3,00	13,00
Jun-13	1,00	14,00
Jul-13	3,00	17,00
Agust-13	-	17,00
Sep-13	1,00	18,00
Okt-13	-	18,00
Nop-13	2,00	20,00
Des-13	5,00	25,00
	25,00	

Jenis Pekerjaan	Unit	Vol SPK	Realisasi	%
Jembatan 4 M	Unit	-	1,00	0,00%



Bulan	Hasil per Bulan	Kumulatif
Jan-13	-	-
Feb-13	-	-
Mar-13	-	-
Apr-13	-	-
Mei-13	-	-
Jun-13	-	-
Jul-13	-	-
Agust-13	-	-
Sep-13	-	-
Okt-13	-	-
Nop-13	-	-
Des-13	1,00	1,00
	1,00	

Jenis Pekerjaan	Unit	Vol SPK	Realisasi	%
Jembatan 5-10 M	Unit	-	-	0,00%

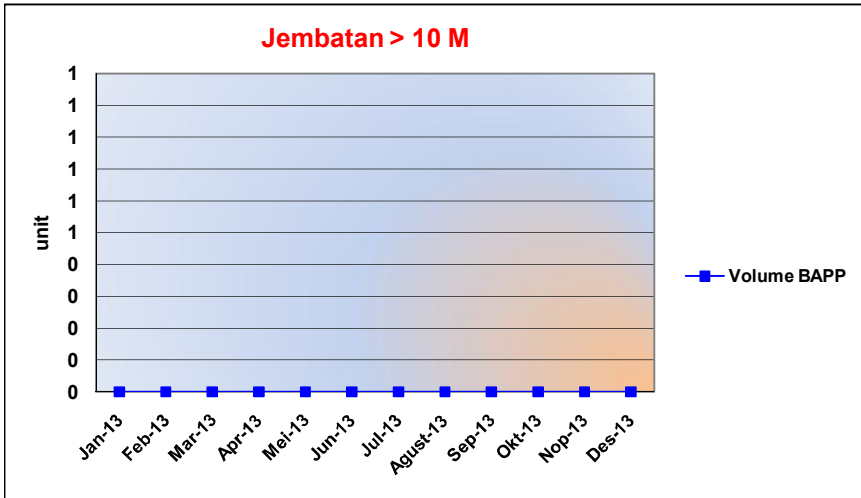


Bulan	Hasil per Bulan	Kumulatif
Jan-13	-	-
Feb-13	-	-
Mar-13	-	-
Apr-13	-	-
Mei-13	-	-
Jun-13	-	-
Jul-13	-	-
Agust-13	-	-
Sep-13	-	-
Okt-13	-	-
Nop-13	-	-
Des-13	-	-
	-	-



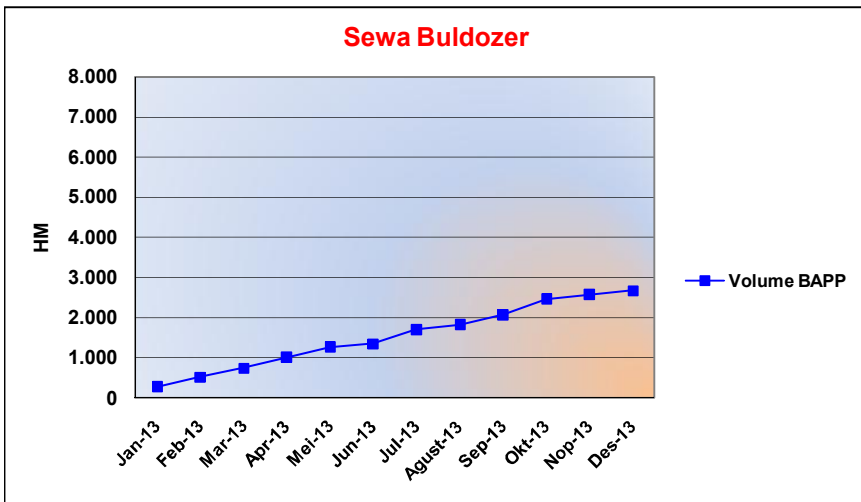
**PROGRESS REPORT - Kebun Keranji**

Jenis Pekerjaan	Unit	Vol SPK	Realisasi	%
Jembatan > 10 M	Unit	-	-	0,00%



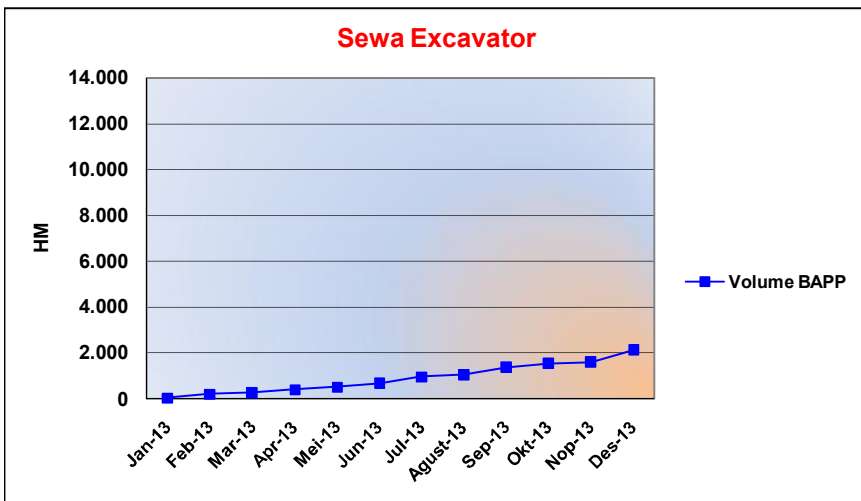
Bulan	Hasil per Bulan	Kumulatif
Jan-13	-	-
Feb-13	-	-
Mar-13	-	-
Apr-13	-	-
Mei-13	-	-
Jun-13	-	-
Jul-13	-	-
Agust-13	-	-
Sep-13	-	-
Okt-13	-	-
Nop-13	-	-
Des-13	-	-
	-	-

Jenis Pekerjaan	Unit	Vol SPK	Realisasi	%
Sewa Buldozer	HM	-	2.682,00	0,00%



Bulan	Hasil per Bulan	Kumulatif
Jan-13	280,50	280,50
Feb-13	247,00	527,50
Mar-13	220,00	747,50
Apr-13	266,00	1.013,50
Mei-13	250,50	1.264,00
Jun-13	95,00	1.359,00
Jul-13	345,00	1.704,00
Agust-13	125,00	1.829,00
Sep-13	240,50	2.069,50
Okt-13	395,50	2.465,00
Nop-13	114,50	2.579,50
Des-13	102,50	2.682,00
	2.682,00	

Jenis Pekerjaan	Unit	Vol SPK	Realisasi	%
Sewa Excavator	HM	-	2.130,50	0,00%

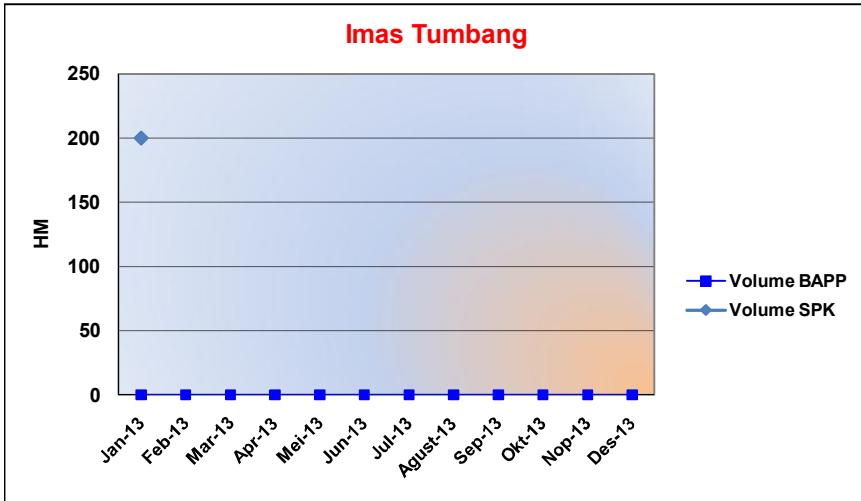


Bulan	Hasil per Bulan	Kumulatif
Jan-13	47,30	47,30
Feb-13	169,10	216,40
Mar-13	50,40	266,80
Apr-13	149,20	416,00
Mei-13	107,50	523,50
Jun-13	149,50	673,00
Jul-13	302,20	975,20
Agust-13	74,20	1.049,40
Sep-13	321,20	1.370,60
Okt-13	164,40	1.535,00
Nop-13	63,50	1.598,50
Des-13	532,00	2.130,50
	2.130,50	



**PROGRESS REPORT - Kebun Keranji**

Jenis Pekerjaan	Unit	Vol SPK	Realisasi	%
Imas Tumbang	Ha	200,00	-	0,00%



Bulan	Hasil per Bulan	Kumulatif
Jan-13	-	-
Feb-13	-	-
Mar-13	-	-
Apr-13	-	-
Mei-13	-	-
Jun-13	-	-
Jul-13	-	-
Agust-13	-	-
Sep-13	-	-
Okt-13	-	-
Nop-13	-	-
Des-13	-	-
	-	-