



PROGRESS REPORT - Kebun Khatulistiwa

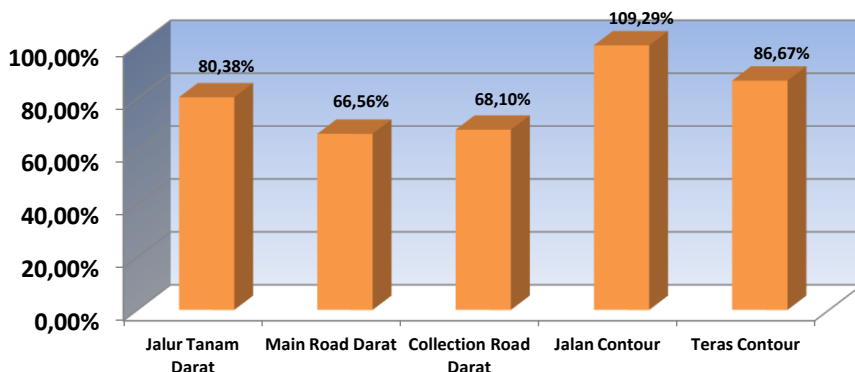
KONTRAK NO :

1.KHTE/JKTO/04/09/013 - Jalur Tanam,BPRT & PJLN

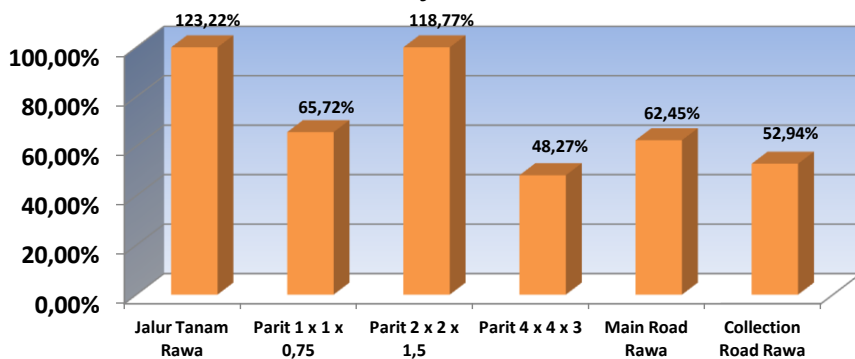
2.KHTE/JKTO/04/09/012 - SWAB

Jenis Pekerjaan	Unit	Vol SPK 01 Apr '09 s.d 31 Des '12	Realisasi			%
			AKUMULASI S.D BULAN LALU	BAPP Agustus 2012	S.D BAPP Agustus 2012	
Bulldozer						
Jalur Tanam Darat	Ha	2.142,00	1.721,80	-	1.721,80	80,38%
Main Road Darat	Meter	16.565,00	11.026,06	-	11.026,06	66,56%
Collection Road Darat	Meter	54.566,00	37.161,06	-	37.161,06	68,10%
Jalan Contour	Meter	247.911,00	270.930,76	-	270.930,76	109,29%
Teras Contour	Meter	1.741.020,00	1.508.909,38	-	1.508.909,38	86,67%
Sewa Bulldozer	HM	-	13.013,60	-	13.013,60	
Excavator						
Jalur Tanam Rawa	Ha	1.237,00	1.508,98	15,30	1.524,28	123,22%
Parit 1 x 1 x 0,75	Meter	363.615,00	231.912,24	7.057,92	238.970,16	65,72%
Parit 2 x 2 x 1,5	Meter	71.183,00	82.742,15	1.803,66	84.545,81	118,77%
Parit 4 x 4 x 3	Meter	19.309,00	8.857,38	463,72	9.321,10	48,27%
Main Road Rawa	Meter	11.189,00	6.987,68	-	6.987,68	62,45%
Collection Road Rawa	Meter	36.859,00	19.512,17	-	19.512,17	52,94%
Gorong-gorong	Unit	-	117,00	1,00	118,00	
Jembatan 2 M	Unit	-	650,00	2,00	652,00	
Jembatan 4 M	Unit	-	44,00	1,00	45,00	
Jembatan 5-10 M	Unit	-	4,00	-	4,00	
Jembatan > 10 M	Unit	-	-	-	-	
Sewa Excavator	HM	-	12.693,30	117,90	12.811,20	

Pekerjaan Bulldozer



Pekerjaan Excavator



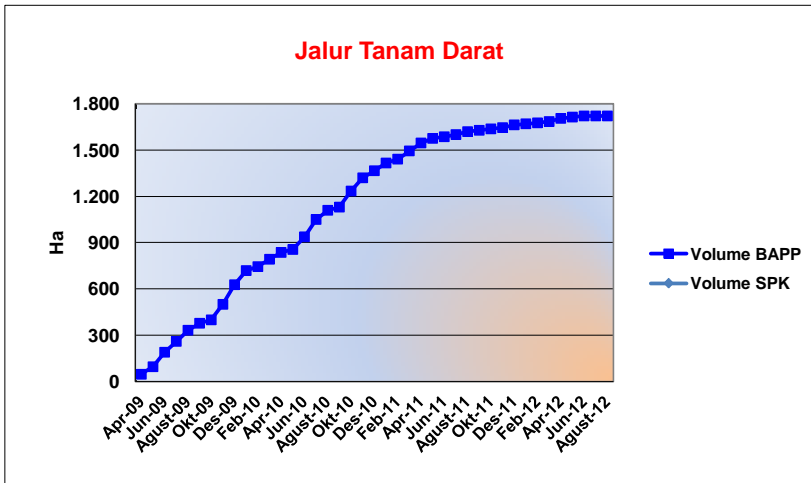


PT. DUTANUSA LESTARI

PROGRESS REPORT - Kebun Khatulistiwa

Chart & Detail Per Month

Jenis Pekerjaan	Unit	Vol SPK	Realisasi	%
Jalur Tanam Darat	Ha	2.142,00	1.721,80	80,38%

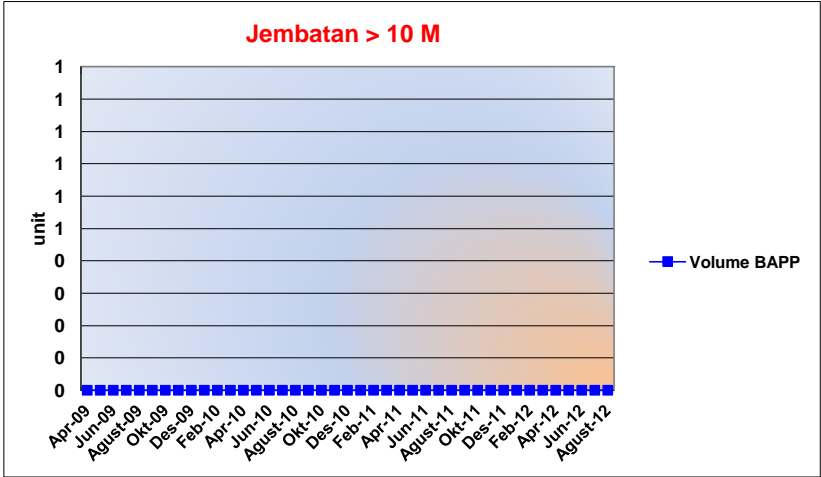


Bulan	Hasil per Bulan	Kumulatif
Apr-09	46,08	46,08
Mei-09	48,80	94,88
Jun-09	94,06	188,94
Jul-09	70,51	259,45
Agust-09	72,27	331,72
Sep-09	45,33	377,05
Okt-09	21,99	399,04
Nop-09	100,76	499,80
Des-09	127,29	627,09
Jan-10	91,90	718,99
Feb-10	25,40	744,39
Mar-10	47,90	792,29
Apr-10	44,09	836,38
Mei-10	19,14	855,52
Jun-10	82,31	937,83
Jul-10	112,41	1.050,24
Agust-10	59,71	1.109,95
Sep-10	20,54	1.130,49
Okt-10	104,30	1.234,79
Nop-10	85,63	1.320,42
Des-10	46,09	1.366,51
Jan-11	50,16	1.416,67
Feb-11	24,95	1.441,62
Mar-11	53,35	1.494,97
Apr-11	51,62	1.546,59
Mei-11	29,75	1.576,34
Jun-11	10,50	1.586,84
Jul-11	14,22	1.601,06
Agust-11	18,97	1.620,03
Sep-11	8,64	1.628,67
Okt-11	9,16	1.637,83
Nop-11	8,23	1.646,06
Des-11	17,90	1.663,96
Jan-12	6,88	1.670,84
Feb-12	6,06	1.676,90
Mar-12	8,74	1.685,64
Apr-12	20,31	1.705,95
Mei-12	8,62	1.714,57
Jun-12	7,23	1.721,80
Jul-12	-	1.721,80
Agust-12	-	1.721,80
	1.721,80	



PROGRESS REPORT - Kebun Khatulistiwa

Jenis Pekerjaan	Unit	Vol SPK	Realisasi	%
Jembatan > 10 M	Unit	-	-	0,00%



Bulan	Hasil per Bulan	Kumulatif
Apr-09	-	-
Mei-09	-	-
Jun-09	-	-
Jul-09	-	-
Agust-09	-	-
Sep-09	-	-
Okt-09	-	-
Nop-09	-	-
Des-09	-	-
Jan-10	-	-
Feb-10	-	-
Mar-10	-	-
Apr-10	-	-
Mei-10	-	-
Jun-10	-	-
Jul-10	-	-
Agust-10	-	-
Sep-10	-	-
Okt-10	-	-
Nop-10	-	-
Des-10	-	-
Jan-11	-	-
Feb-11	-	-
Mar-11	-	-
Apr-11	-	-
Mei-11	-	-
Jun-11	-	-
Jul-11	-	-
Agust-11	-	-
Sep-11	-	-
Okt-11	-	-
Nop-11	-	-
Des-11	-	-
Jan-12	-	-
Feb-12	-	-
Mar-12	-	-
Apr-12	-	-
Mei-12	-	-
Jun-12	-	-
Jul-12	-	-
Agust-12	-	-
	-	-
	-	-
	-	-
	-	-

