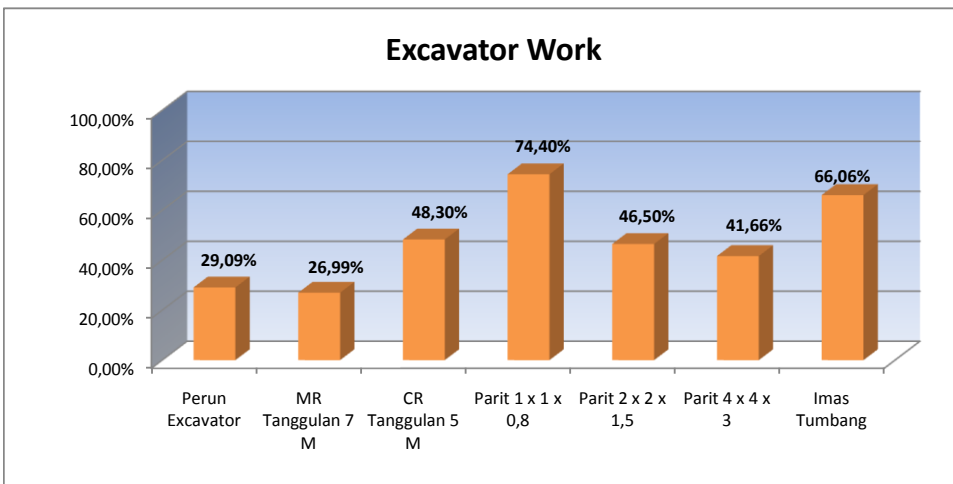
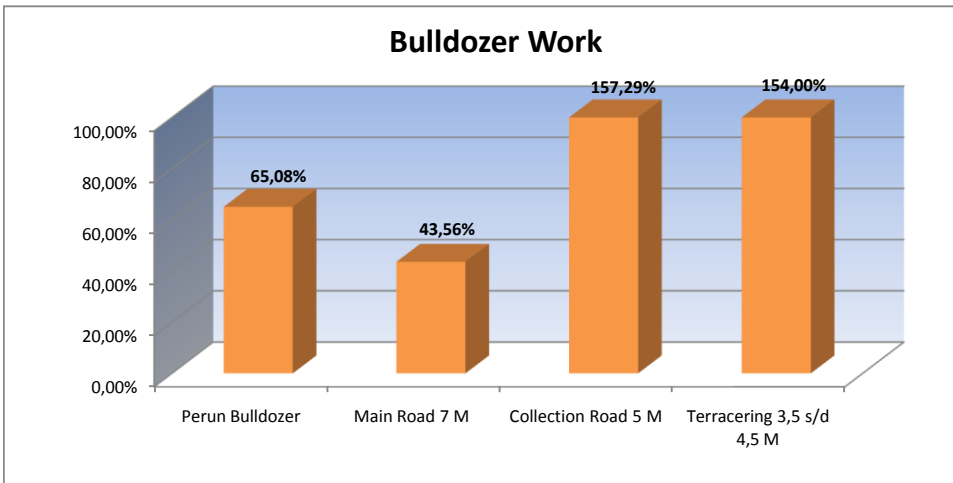




CLAIM SUMMARY - Desa Susuk Dalam Estate

Contract No. :
1. KBSA/CR/001/IV/10

Type of Work	Unit	SPK Vol	Previous Month Claim	August '12 Claim	To Date Claimed	%
Bulldozer						
Perun Bulldozer	Ha	3.465,00	2.162,62	92,26	2.254,88	65,08%
Main Road 9 M	Meter	-	-	-	-	-
Main Road 7 M	Meter	34.650,00	15.094,00	-	15.094,00	43,56%
Collection Road 6 M	Meter	-	-	-	-	-
Collection Road 5 M	Meter	115.500,00	165.578,47	16.091,00	181.669,47	157,29%
Terracing 3,5 s/d 4,5 M	Meter	340.000,00	502.817,70	20.788,00	523.605,70	154,00%
Jalan Teras Kontour 5 M	Meter	-	-	-	-	-
Sewa Buldozer	HM	5.893,00	3.783,40	161,50	3.944,90	66,94%
Excavator						
Perun Excavator	Ha	1.155,00	336,04	-	336,04	29,09%
MR Tanggulan 9 M	Meter	-	-	-	-	-
MR Tanggulan 7 M	Meter	11.550,00	3.117,00	-	3.117,00	26,99%
CR Tanggulan 6 M	Meter	-	-	-	-	-
CR Tanggulan 5 M	Meter	38.500,00	18.594,95	-	18.594,95	48,30%
Parit 1 x 1 x 0,8	Meter	305.415,00	227.232,00	-	227.232,00	74,40%
Parit 2 x 2 x 1,5	Meter	132.129,00	61.442,00	-	61.442,00	46,50%
Parit 4 x 4 x 3	Meter	47.253,00	19.175,00	510,00	19.685,00	41,66%
Gorong-gorong	M ²	5.004,00	2.772,00	-	2.772,00	55,40%
Jembatan	M ²	12.432,00	6.775,00	444,00	7.219,00	58,07%
Sewa Excavator	HM	9.245,00	7.854,60	499,50	8.354,10	90,36%
Imas Tumbang	Ha	4.620,00	2.793,75	258,41	3.052,16	66,06%
Jalan Boundery CR 5 M	Meter	54.102,00	19.600,00	-	19.600,00	36,23%

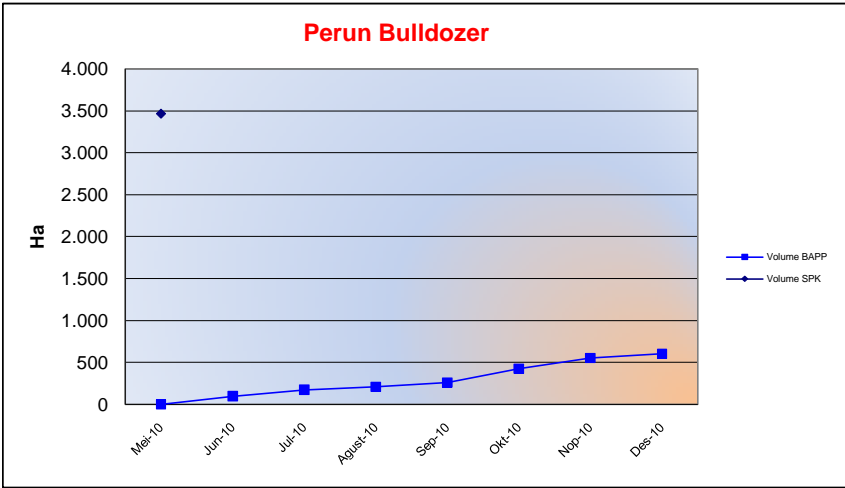




CLAIM SUMMARY - Desa Susuk Dalam Estate

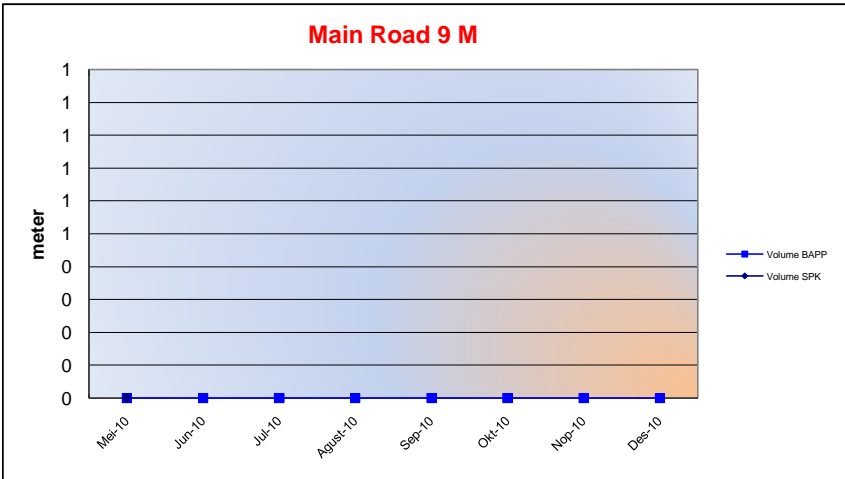
Chart & Detail Per Month

Type of Work	SPK Vol (Ha)	Progress	%
Perun Bulldozer	3.465,00	2.254,88	65,08%



Month	Monthly Progress	Accumulated
Mei-10	-	-
Jun-10	98,25	98,25
Jul-10	75,24	173,49
Agust-10	34,92	208,41
Sep-10	51,74	260,15
Okt-10	164,85	425,00
Nop-10	129,37	554,37
Des-10	48,10	602,47
Jan-11	60,64	663,11
Feb-11	71,67	734,78
Mar-11	98,00	832,78
Apr-11	64,34	897,12
Mei-11	37,40	934,52
Jun-11	61,77	996,29
Jul-11	69,18	1.065,47
Agust-11	39,70	1.105,17
Sep-11	13,60	1.118,77
Okt-11	268,14	1.386,91
Nop-11	85,83	1.472,74
Des-11	154,69	1.627,43
Jan-12	-	1.627,43
Feb-12	55,27	1.682,70
Mar-12	33,84	1.716,54
Apr-12	-	1.716,54
Mei-12	150,84	1.867,38
Jun-12	157,31	2.024,69
Jul-12	137,93	2.162,62
Agust-12	92,26	2.254,88
	2.254,88	

Type of Work	SPK Vol (Meter)	Progress	%
Main Road 9 M	-	-	0,00%

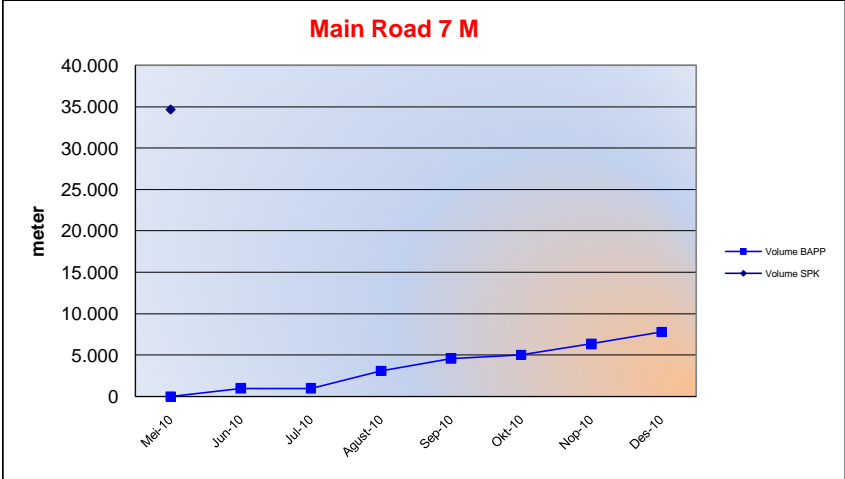


Month	Monthly Progress	Accumulated
Mei-10	-	-
Jun-10	-	-
Jul-10	-	-
Agust-10	-	-
Sep-10	-	-
Okt-10	-	-
Nop-10	-	-
Des-10	-	-
Jan-11	-	-
Feb-11	-	-
Mar-11	-	-
Apr-11	-	-
Mei-11	-	-
Jun-11	-	-
Jul-11	-	-
Agust-11	-	-
Sep-11	-	-
Okt-11	-	-
Nop-11	-	-
Des-11	-	-
Jan-12	-	-
Feb-12	-	-
Mar-12	-	-
Apr-12	-	-
Mei-12	-	-
Jun-12	-	-
Jul-12	-	-
Agust-12	-	-
	-	-



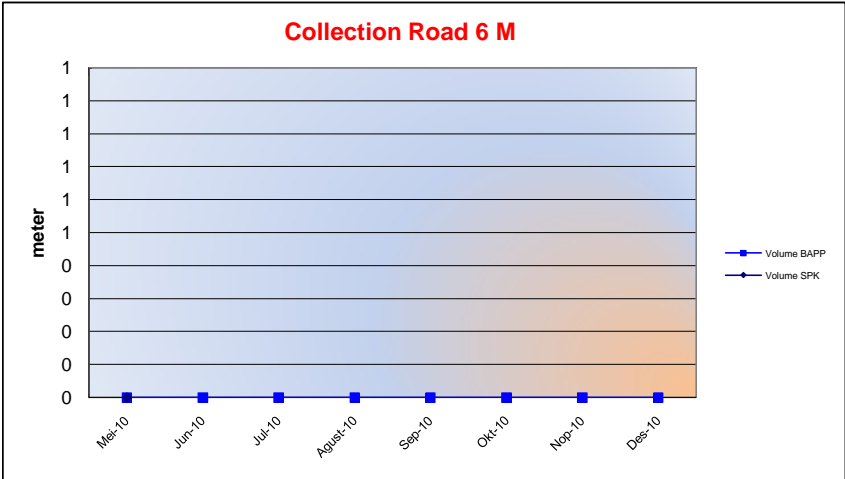
CLAIM SUMMARY - Desa Susuk Dalam Estate

Type of Work	SPK Vol (Meter)	Progress	%
Main Road 7 M	34.650,00	15.094,00	43,56%



Month	Monthly Progress	Accumulated
Mei-10	-	-
Jun-10	983,00	983,00
Jul-10	-	983,00
Agust-10	2.107,00	3.090,00
Sep-10	1.513,00	4.603,00
Okt-10	436,00	5.039,00
Nop-10	1.331,00	6.370,00
Des-10	1.429,00	7.799,00
Jan-11	-	7.799,00
Feb-11	-	7.799,00
Mar-11	813,00	8.612,00
Apr-11	-	8.612,00
Mei-11	614,00	9.226,00
Jun-11	390,00	9.616,00
Jul-11	717,00	10.333,00
Agust-11	-	10.333,00
Sep-11	1.520,00	11.853,00
Okt-11	1.052,00	12.905,00
Nop-11	516,00	13.421,00
Des-11	-	13.421,00
Jan-12	290,00	13.711,00
Feb-12	-	13.711,00
Mar-12	-	13.711,00
Apr-12	-	13.711,00
Mei-12	1.773,00	15.484,00
Jun-12	(390,00)	15.094,00
Jul-12	-	15.094,00
Agust-12	-	15.094,00
	15.094,00	

Type of Work	SPK Vol (Meter)	Progress	%
Collection Road 6 M	-	-	0,00%

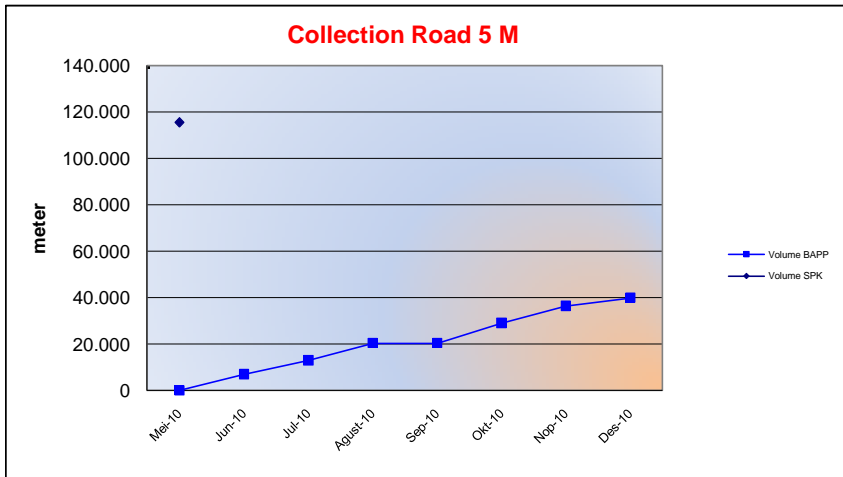


Month	Monthly Progress	Accumulated
Mei-10	-	-
Jun-10	-	-
Jul-10	-	-
Agust-10	-	-
Sep-10	-	-
Okt-10	-	-
Nop-10	-	-
Des-10	-	-
Jan-11	-	-
Feb-11	-	-
Mar-11	-	-
Apr-11	-	-
Mei-11	-	-
Jun-11	-	-
Jul-11	-	-
Agust-11	-	-
Sep-11	-	-
Okt-11	-	-
Nop-11	-	-
Des-11	-	-
Jan-12	-	-
Feb-12	-	-
Mar-12	-	-
Apr-12	-	-
Mei-12	-	-
Jun-12	-	-
Jul-12	-	-
Agust-12	-	-
	-	



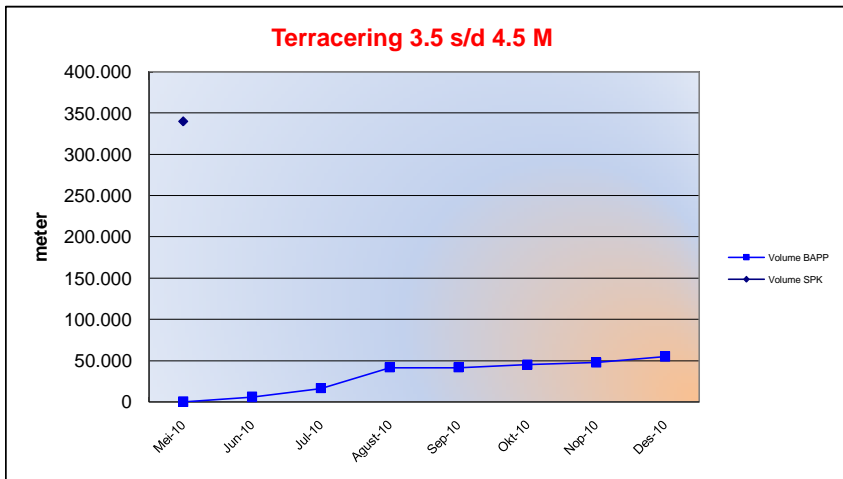
CLAIM SUMMARY - Desa Susuk Dalam Estate

Type of Work	SPK Vol (Meter)	Progress	%
Collection Road 5 M	115.500,00	181.669,47	157,29%



Month	Monthly Progress	Accumulated
Mei-10	-	-
Jun-10	6.977,00	6.977,00
Jul-10	5.977,00	12.954,00
Agust-10	7.418,00	20.372,00
Sep-10	-	20.372,00
Okt-10	8.631,00	29.003,00
Nop-10	7.404,00	36.407,00
Des-10	3.499,00	39.906,00
Jan-11	9.621,00	49.527,00
Feb-11	1.092,00	50.619,00
Mar-11	3.308,00	53.927,00
Apr-11	5.058,00	58.985,00
Mei-11	6.814,00	65.799,00
Jun-11	5.966,00	71.765,00
Jul-11	5.665,00	77.430,00
Agust-11	2.153,00	79.583,00
Sep-11	2.852,00	82.435,00
Okt-11	3.667,00	86.102,00
Nop-11	14.521,47	100.623,47
Des-11	1.108,00	101.731,47
Jan-12	7.774,00	109.505,47
Feb-12	3.709,00	113.214,47
Mar-12	4.670,00	117.884,47
Apr-12	4.518,00	122.402,47
Mei-12	7.486,00	129.888,47
Jun-12	24.364,00	154.252,47
Jul-12	11.326,00	165.578,47
Agust-12	16.091,00	181.669,47
	181.669,47	

Type of Work	SPK Vol (Meter)	Progress	%
Terracering 3,5 s/d 4,5 M	340.000,00	523.605,70	154,00%

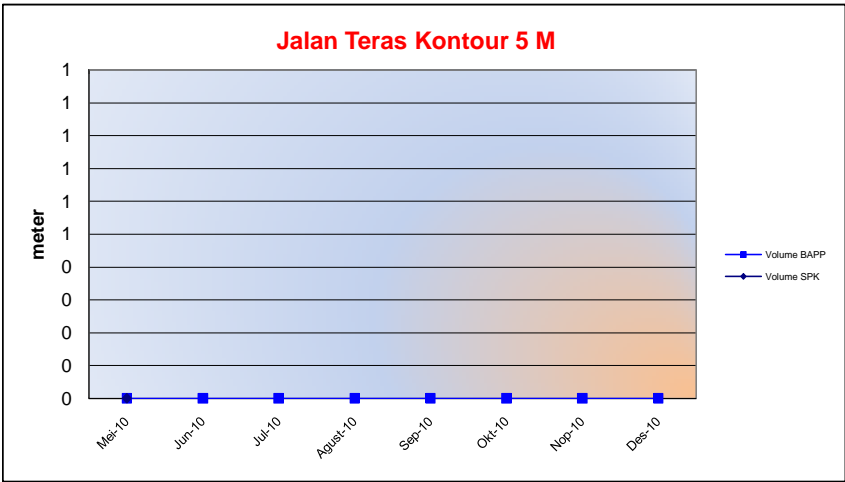


Month	Monthly Progress	Accumulated
Mei-10	-	-
Jun-10	5.888,00	5.888,00
Jul-10	10.594,00	16.482,00
Agust-10	25.240,00	41.722,00
Sep-10	-	41.722,00
Okt-10	3.349,00	45.071,00
Nop-10	2.603,00	47.674,00
Des-10	7.415,00	55.089,00
Jan-11	24.206,00	79.295,00
Feb-11	44.467,00	123.762,00
Mar-11	24.668,00	148.430,00
Apr-11	12.086,00	160.516,00
Mei-11	39.544,00	200.060,00
Jun-11	28.886,00	228.946,00
Jul-11	15.881,00	244.827,00
Agust-11	14.724,00	259.551,00
Sep-11	13.940,00	273.491,00
Okt-11	10.113,20	283.604,20
Nop-11	23.923,00	307.527,20
Des-11	3.252,00	310.779,20
Jan-12	15.124,00	325.903,20
Feb-12	17.478,00	343.381,20
Mar-12	19.552,00	362.933,20
Apr-12	18.068,00	381.001,20
Mei-12	23.527,00	404.528,20
Jun-12	60.590,50	465.118,70
Jul-12	37.699,00	502.817,70
Agust-12	20.788,00	523.605,70
	523.605,70	



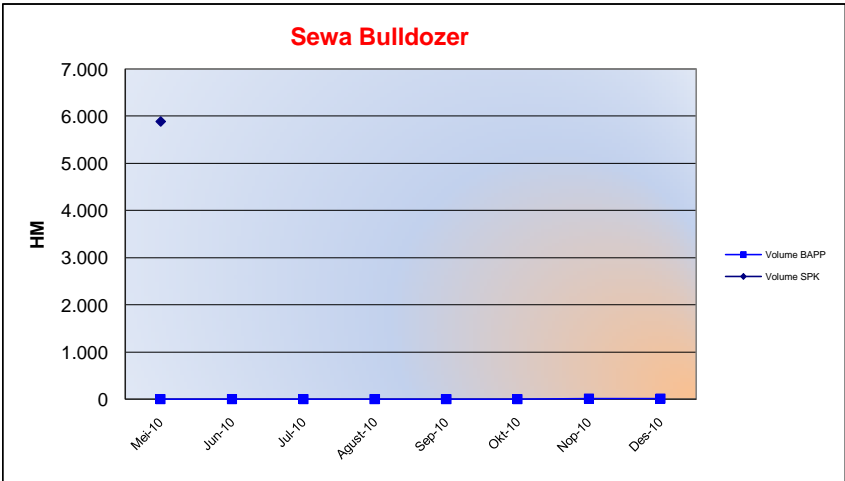
CLAIM SUMMARY - Desa Susuk Dalam Estate

Type of Work	SPK Vol (Meter)	Progress	%
Jalan Teras Kontour 5 M	-	-	0,00%



Month	Monthly Progress	Accumulated
Mei-10	-	-
Jun-10	-	-
Jul-10	-	-
Agust-10	-	-
Sep-10	-	-
Okt-10	-	-
Nop-10	-	-
Des-10	-	-
Jan-11	-	-
Feb-11	-	-
Mar-11	-	-
Apr-11	-	-
Mei-11	-	-
Jun-11	-	-
Jul-11	-	-
Agust-11	-	-
Sep-11	-	-
Okt-11	-	-
Nop-11	-	-
Des-11	-	-
Jan-12	-	-
Feb-12	-	-
Mar-12	-	-
Apr-12	-	-
Mei-12	-	-
Jun-12	-	-
Jul-12	-	-
Agust-12	-	-
	-	-
	-	-
	-	-

Type of Work	SPK Vol (HM)	Progress	%
Sewa Buldozer	5.893,00	3.944,90	66,94%

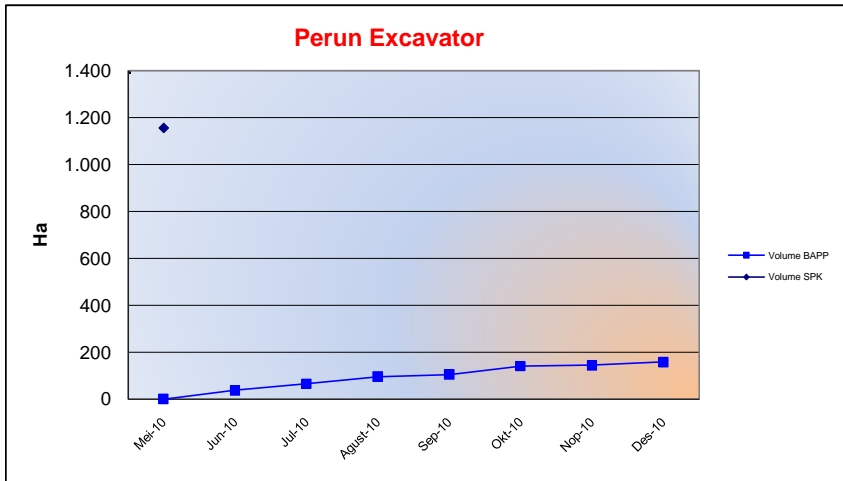


Month	Monthly Progress	Accumulated
Mei-10	-	-
Jun-10	-	-
Jul-10	-	-
Agust-10	-	-
Sep-10	-	-
Okt-10	-	-
Nop-10	13,30	13,30
Des-10	-	13,30
Jan-11	291,00	304,30
Feb-11	74,60	378,90
Mar-11	156,60	535,50
Apr-11	20,40	555,90
Mei-11	128,30	684,20
Jun-11	93,30	777,50
Jul-11	288,10	1.065,60
Agust-11	205,40	1.271,00
Sep-11	179,80	1.450,80
Okt-11	357,50	1.808,30
Nop-11	60,80	1.869,10
Des-11	95,30	1.964,40
Jan-12	48,00	2.012,40
Feb-12	183,00	2.195,40
Mar-12	240,00	2.435,40
Apr-12	220,00	2.655,40
Mei-12	326,00	2.981,40
Jun-12	603,00	3.584,40
Jul-12	199,00	3.783,40
Agust-12	161,50	3.944,90
	3.944,90	



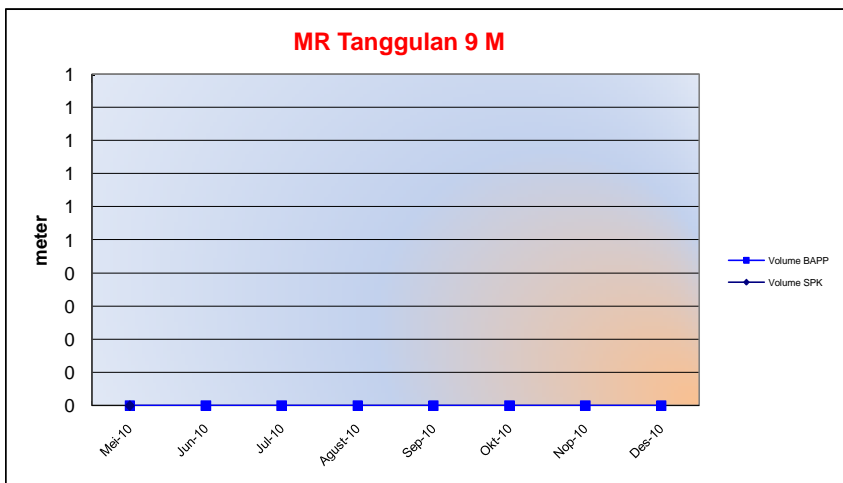
CLAIM SUMMARY - Desa Susuk Dalam Estate

Type of Work	SPK Vol (Ha)	Progress	%
Perun Excavator	1.155,00	336,04	29,09%



Month	Monthly Progress	Accumulated
Mei-10	-	-
Jun-10	37,20	37,20
Jul-10	27,70	64,90
Agust-10	30,79	95,69
Sep-10	8,75	104,44
Okt-10	35,70	140,14
Nop-10	3,80	143,94
Des-10	13,80	157,74
Jan-11	9,54	167,28
Feb-11	-	167,28
Mar-11	2,10	169,38
Apr-11	14,44	183,82
Mei-11	14,86	198,68
Jun-11	-	198,68
Jul-11	18,50	217,18
Agust-11	-	217,18
Sep-11	7,40	224,58
Okt-11	24,04	248,62
Nop-11	15,52	264,14
Des-11	20,47	284,61
Jan-12	-	284,61
Feb-12	24,83	309,44
Mar-12	9,60	319,04
Apr-12	-	319,04
Mei-12	-	319,04
Jun-12	7,57	326,61
Jul-12	9,43	336,04
Agust-12	-	336,04
	336,04	

Type of Work	SPK Vol (Meter)	Progress	%
MR Tanggulan 9 M	-	-	0,00%

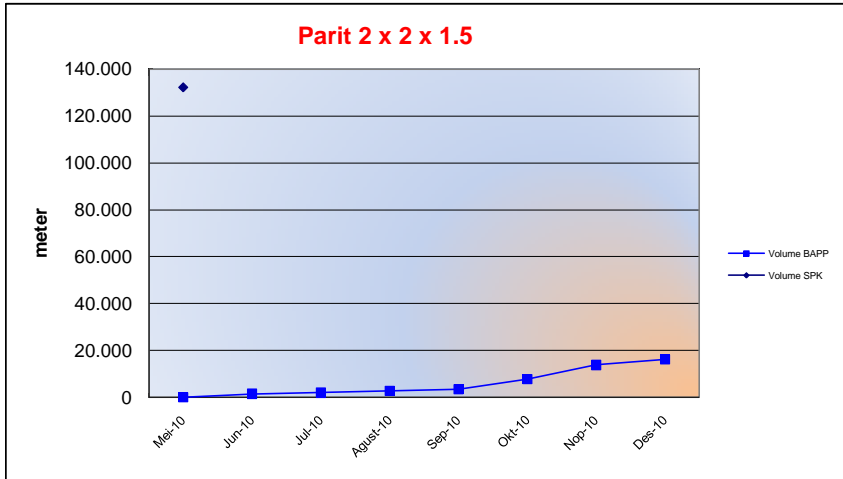


Month	Monthly Progress	Accumulated
Mei-10	-	-
Jun-10	-	-
Jul-10	-	-
Agust-10	-	-
Sep-10	-	-
Okt-10	-	-
Nop-10	-	-
Des-10	-	-
Jan-11	-	-
Feb-11	-	-
Mar-11	-	-
Apr-11	-	-
Mei-11	-	-
Jun-11	-	-
Jul-11	-	-
Agust-11	-	-
Sep-11	-	-
Okt-11	-	-
Nop-11	-	-
Des-11	-	-
Jan-12	-	-
Feb-12	-	-
Mar-12	-	-
Apr-12	-	-
Mei-12	-	-
Jun-12	-	-
Jul-12	-	-
Agust-12	-	-
	-	



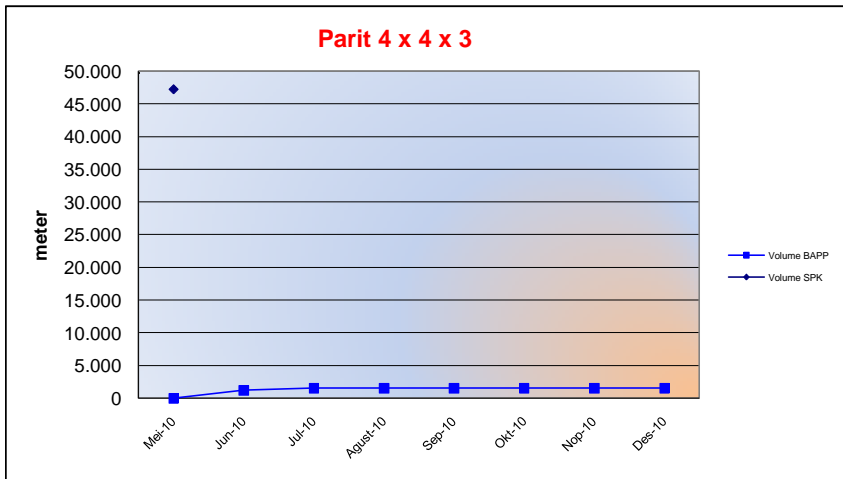
CLAIM SUMMARY - Desa Susuk Dalam Estate

Type of Work	SPK Vol (Meter)	Progress	%
Parit 2 x 2 x 1,5	132.129,00	61.442,00	46,50%



Month	Monthly Progress	Accumulated
Mei-10	-	-
Jun-10	1.410,00	1.410,00
Jul-10	516,00	1.926,00
Agust-10	729,00	2.655,00
Sep-10	680,00	3.335,00
Okt-10	4.318,00	7.653,00
Nop-10	6.114,00	13.767,00
Des-10	2.287,00	16.054,00
Jan-11	2.469,00	18.523,00
Feb-11	-	18.523,00
Mar-11	995,00	19.518,00
Apr-11	2.458,00	21.976,00
Mei-11	628,00	22.604,00
Jun-11	6.122,00	28.726,00
Jul-11	2.119,00	30.845,00
Agust-11	2.359,00	33.204,00
Sep-11	606,00	33.810,00
Okt-11	2.633,00	36.443,00
Nop-11	4.920,00	41.363,00
Des-11	2.318,00	43.681,00
Jan-12	4.605,00	48.286,00
Feb-12	1.853,00	50.139,00
Mar-12	563,00	50.702,00
Apr-12	1.606,00	52.308,00
Mei-12	1.798,00	54.106,00
Jun-12	1.217,00	55.323,00
Jul-12	6.119,00	61.442,00
Agust-12	-	61.442,00
	61.442,00	

Type of Work	SPK Vol (Meter)	Progress	%
Parit 4 x 4 x 3	47.253,00	19.685,00	41,66%

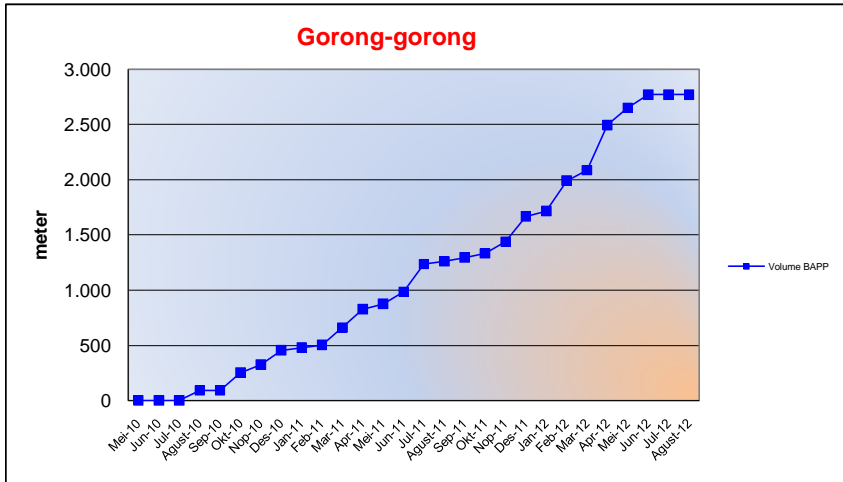


Month	Monthly Progress	Accumulated
Mei-10	-	-
Jun-10	1.226,00	1.226,00
Jul-10	321,00	1.547,00
Agust-10	-	1.547,00
Sep-10	-	1.547,00
Okt-10	-	1.547,00
Nop-10	-	1.547,00
Des-10	-	1.547,00
Jan-11	5.174,00	6.721,00
Feb-11	-	6.721,00
Mar-11	271,00	6.992,00
Apr-11	-	6.992,00
Mei-11	652,00	7.644,00
Jun-11	1.694,00	9.338,00
Jul-11	669,00	10.007,00
Agust-11	1.190,00	11.197,00
Sep-11	1.162,00	12.359,00
Okt-11	3.710,00	16.069,00
Nop-11	105,00	16.174,00
Des-11	-	16.174,00
Jan-12	1.502,00	17.676,00
Feb-12	-	17.676,00
Mar-12	-	17.676,00
Apr-12	-	17.676,00
Mei-12	-	17.676,00
Jun-12	1.499,00	19.175,00
Jul-12	-	19.175,00
Agust-12	510,00	19.685,00
	19.685,00	



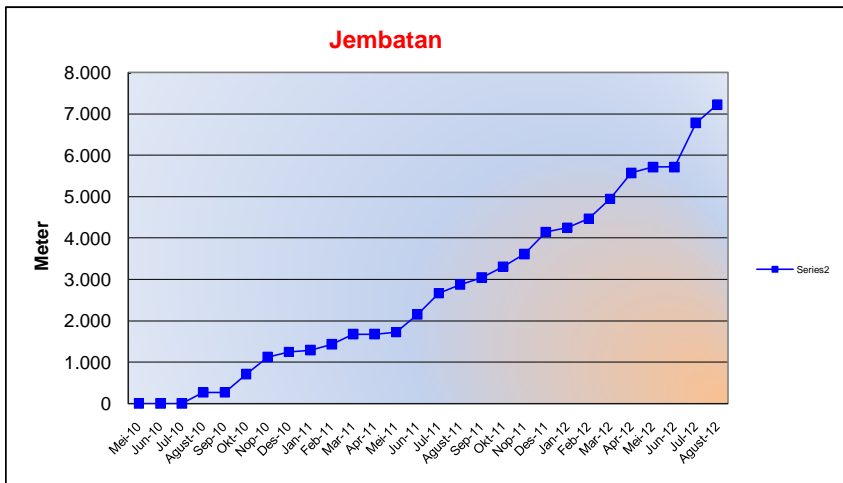
CLAIM SUMMARY - Desa Susuk Dalam Estate

Type of Work	SPK Vol (Meter)	Progress	%
Gorong-gorong	5.004,00	2.772,00	55,40%



Month	Monthly Progress	Accumulated
Mei-10	-	-
Jun-10	-	-
Jul-10	-	-
Agust-10	90,00	90,00
Sep-10	-	90,00
Okt-10	162,00	252,00
Nop-10	72,00	324,00
Des-10	132,00	456,00
Jan-11	24,00	480,00
Feb-11	24,00	504,00
Mar-11	156,00	660,00
Apr-11	168,00	828,00
Mei-11	48,00	876,00
Jun-11	108,00	984,00
Jul-11	252,00	1.236,00
Agust-11	24,00	1.260,00
Sep-11	36,00	1.296,00
Okt-11	36,00	1.332,00
Nop-11	108,00	1.440,00
Des-11	228,00	1.668,00
Jan-12	48,00	1.716,00
Feb-12	276,00	1.992,00
Mar-12	96,00	2.088,00
Apr-12	408,00	2.496,00
Mei-12	156,00	2.652,00
Jun-12	120,00	2.772,00
Jul-12	-	2.772,00
Agust-12	-	2.772,00
	2.772,00	

Type of Work	SPK Vol (Meter)	Progress	%
Jembatan	12.432,00	7.219,00	58,07%

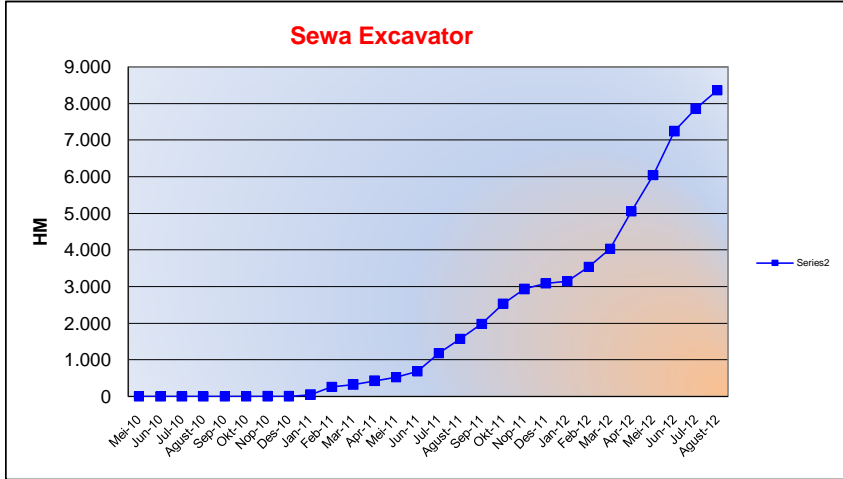


Month	Monthly Progress	Accumulated
Mei-10	-	-
Jun-10	-	-
Jul-10	-	-
Agust-10	270,00	270,00
Sep-10	-	270,00
Okt-10	441,00	711,00
Nop-10	412,00	1.123,00
Des-10	121,00	1.244,00
Jan-11	48,00	1.292,00
Feb-11	138,00	1.430,00
Mar-11	248,00	1.678,00
Apr-11	1,00	1.679,00
Mei-11	42,00	1.721,00
Jun-11	434,00	2.155,00
Jul-11	507,00	2.662,00
Agust-11	211,00	2.873,00
Sep-11	168,00	3.041,00
Okt-11	269,00	3.310,00
Nop-11	300,00	3.610,00
Des-11	534,00	4.144,00
Jan-12	102,00	4.246,00
Feb-12	217,00	4.463,00
Mar-12	481,00	4.944,00
Apr-12	623,00	5.567,00
Mei-12	144,00	5.711,00
Jun-12	-	5.711,00
Jul-12	1.064,00	6.775,00
Agust-12	444,00	7.219,00
	7.219,00	



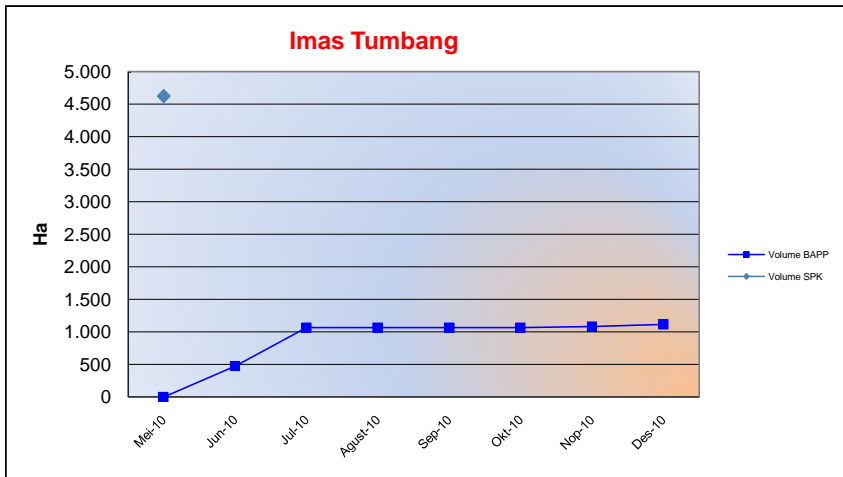
CLAIM SUMMARY - Desa Susuk Dalam Estate

Type of Work	SPK Vol (HM)	Progress	%
Sewa Excavator	9.245,00	8.354,10	90,36%



Month	Monthly Progress	Accumulated
Mei-10	-	-
Jun-10	-	-
Jul-10	-	-
Agust-10	-	-
Sep-10	-	-
Okt-10	-	-
Nop-10	5,90	5,90
Des-10	-	5,90
Jan-11	43,20	49,10
Feb-11	208,70	257,80
Mar-11	64,40	322,20
Apr-11	100,50	422,70
Mei-11	98,70	521,40
Jun-11	158,00	679,40
Jul-11	498,40	1.177,80
Agust-11	394,90	1.572,70
Sep-11	407,50	1.980,20
Okt-11	552,10	2.532,30
Nop-11	402,20	2.934,50
Des-11	147,00	3.081,50
Jan-12	63,80	3.145,30
Feb-12	387,20	3.532,50
Mar-12	498,10	4.030,60
Apr-12	1.019,10	5.049,70
Mei-12	988,40	6.038,10
Jun-12	1.204,00	7.242,10
Jul-12	612,50	7.854,60
Agust-12	499,50	8.354,10
	8.354,10	

Type of Work	SPK Vol (Ha)	Progress	%
Imas Tumbang	4.620,00	3.052,16	66,06%



Month	Monthly Progress	Accumulated
Mei-10	-	-
Jun-10	473,77	473,77
Jul-10	590,81	1.064,58
Agust-10	-	1.064,58
Sep-10	-	1.064,58
Okt-10	-	1.064,58
Nop-10	14,90	1.079,48
Des-10	30,98	1.110,46
Jan-11	280,85	1.391,31
Feb-11	-	1.391,31
Mar-11	-	1.391,31
Apr-11	-	1.391,31
Mei-11	-	1.391,31
Jun-11	-	1.391,31
Jul-11	84,99	1.476,30
Agust-11	100,12	1.576,42
Sep-11	266,21	1.842,63
Okt-11	114,66	1.957,29
Nop-11	-	1.957,29
Des-11	30,98	1.988,27
Jan-12	57,29	2.045,56
Feb-12	194,32	2.239,88
Mar-12	-	2.239,88
Apr-12	149,09	2.388,97
Mei-12	-	2.388,97
Jun-12	255,95	2.644,92
Jul-12	148,83	2.793,75
Agust-12	258,41	3.052,16
	3.052,16	

