

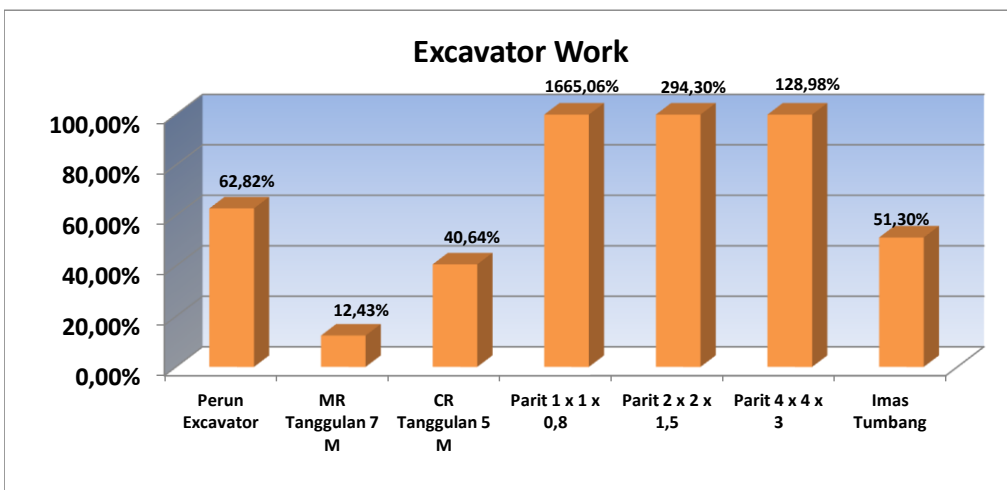
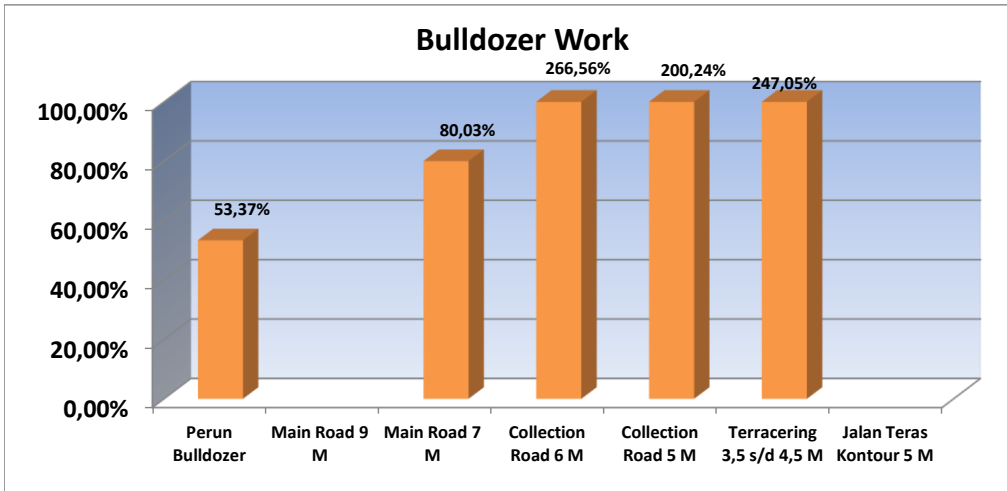


CLAIM SUMMARY - Desa Susuk Dalam Estate

Contract No. :

1. KBSA/CR/001/IV/10 Add IV

Type of Work	Unit	SPK Vol	Previous Month Claim	Ags'14 Claim	To Date Claimed	%
Bulldozer						
Perun Bulldozer	Ha	5.524,94	2.943,18	5,50	2.948,68	53,37%
Main Road 9 M	Meter	-	-	-	-	-
Main Road 7 M	Meter	71.224,00	57.001,00	-	57.001,00	80,03%
Collection Road 6 M	Meter	25.890,00	67.048,00	1.964,00	69.012,00	266,56%
Collection Road 5 M	Meter	115.500,00	231.273,47	-	231.273,47	200,24%
Terracering 3,5 s/d 4,5 M	Meter	533.198,98	1.303.778,70	13.505,00	1.317.283,70	247,05%
Jalan Teras Kontour 5 M	Meter	-	-	-	-	-
Sewa Buldozer	HM	5.306,70	9.213,80	188,00	9.401,80	177,17%
Excavator						
Perun Excavator	Ha	1.155,00	725,62	-	725,62	62,82%
MR Tanggulan 9 M	Meter	-	-	-	-	-
MR Tanggulan 7 M	Meter	25.067,00	3.117,00	-	3.117,00	12,43%
CR Tanggulan 6 M	Meter	-	-	-	-	-
CR Tanggulan 5 M	Meter	54.021,00	21.952,95	-	21.952,95	40,64%
Parit 1 x 1 x 0,8	Meter	23.100,00	384.628,00	-	384.628,00	1665,06%
Parit 2 x 2 x 1,5	Meter	31.041,00	91.355,00	-	91.355,00	294,30%
Parit 4 x 4 x 3	Meter	33.853,00	43.664,70	-	43.664,70	128,98%
Gorong-gorong	M ²	423,00	5.145,00	-	5.145,00	1216,31%
Jembatan	M ²	6.344,00	17.053,00	672,00	17.725,00	279,40%
Sewa Excavator	HM	16.283,34	22.320,50	610,00	22.930,50	140,82%
Imas Tumbang	Ha	8.178,44	4.195,59	-	4.195,59	51,30%
Jalan Boundery CR 5 M	Meter	-	19.600,00	-	19.600,00	-

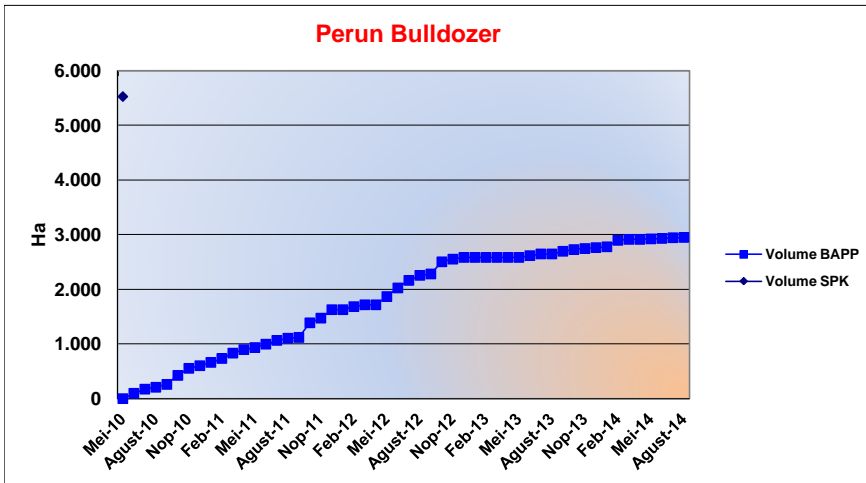




CLAIM SUMMARY - Desa Susuk Dalam Estate

Chart & Detail Per Month

Type of Work	SPK Vol (Ha)	Progress	%
Perun Bulldozer	5.524,94	2.948,68	53,37%

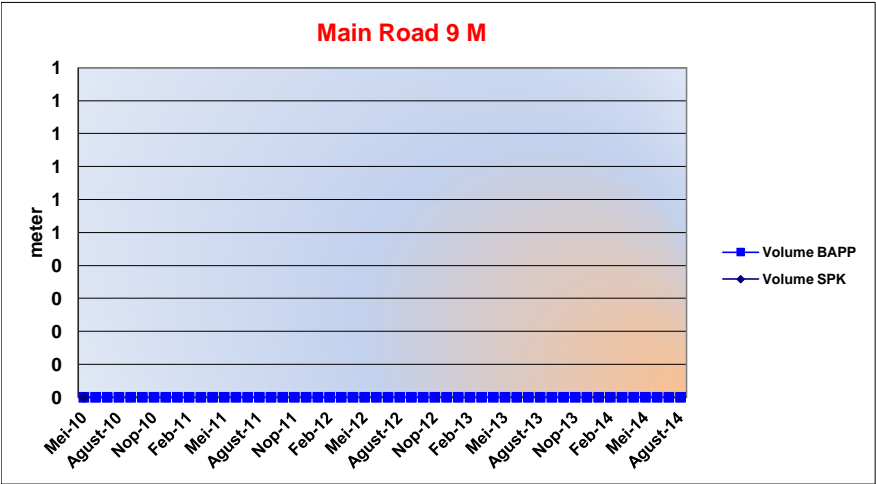


Month	Monthly Progress	Accumulated
Mei-10	-	-
Jun-10	98,25	98,25
Jul-10	75,24	173,49
Agust-10	34,92	208,41
Sep-10	51,74	260,15
Okt-10	164,85	425,00
Nop-10	129,37	554,37
Des-10	48,10	602,47
Jan-11	60,64	663,11
Feb-11	71,67	734,78
Mar-11	98,00	832,78
Apr-11	64,34	897,12
Mei-11	37,40	934,52
Jun-11	61,77	996,29
Jul-11	69,18	1.065,47
Agust-11	39,70	1.105,17
Sep-11	13,60	1.118,77
Okt-11	268,14	1.386,91
Nop-11	85,83	1.472,74
Des-11	154,69	1.627,43
Jan-12	-	1.627,43
Feb-12	55,27	1.682,70
Mar-12	33,84	1.716,54
Apr-12	-	1.716,54
Mei-12	150,84	1.867,38
Jun-12	157,31	2.024,69
Jul-12	137,93	2.162,62
Agust-12	92,26	2.254,88
Sep-12	25,32	2.280,20
Okt-12	222,64	2.502,84
Nop-12	48,57	2.551,41
Des-12	31,30	2.582,71
Jan-13	-	2.582,71
Feb-13	-	2.582,71
Mar-13	-	2.582,71
Apr-13	-	2.582,71
Mei-13	-	2.582,71
Jun-13	32,82	2.615,53
Jul-13	31,37	2.646,90
Agust-13	-	2.646,90
Sep-13	48,50	2.695,40
Okt-13	31,36	2.726,76
Nop-13	18,90	2.745,66
Des-13	16,81	2.762,47
Jan-14	14,90	2.777,37
Feb-14	117,51	2.894,88
Mar-14	17,70	2.912,58
Apr-14	-	2.912,58
Mei-14	9,30	2.921,88
Jun-14	8,00	2.929,88
Jul-14	13,30	2.943,18
Agust-14	5,50	2.948,68
	2.948,68	



CLAIM SUMMARY - Desa Susuk Dalam Estate

Type of Work	SPK Vol (Meter)	Progress	%
Main Road 9 M	-	-	0,00%

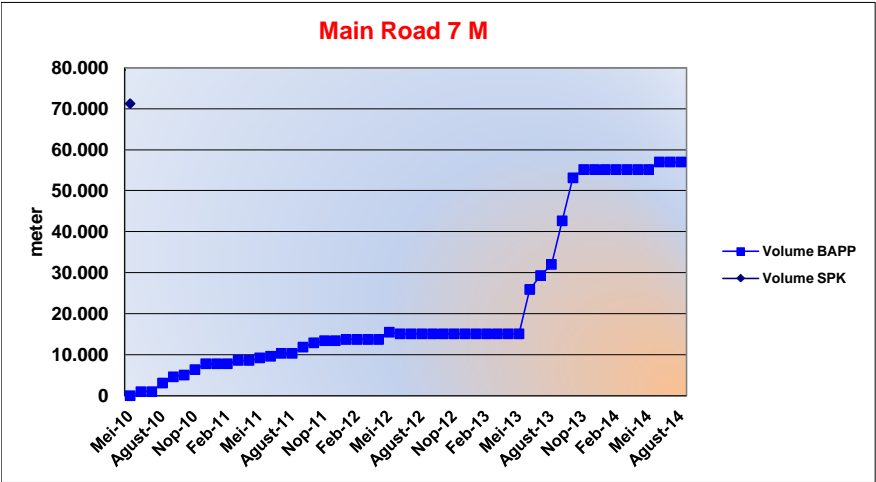


Month	Monthly Progress	Accumulated
Mei-10	-	-
Jun-10	-	-
Jul-10	-	-
Agust-10	-	-
Sep-10	-	-
Okt-10	-	-
Nop-10	-	-
Des-10	-	-
Jan-11	-	-
Feb-11	-	-
Mar-11	-	-
Apr-11	-	-
Mei-11	-	-
Jun-11	-	-
Jul-11	-	-
Agust-11	-	-
Sep-11	-	-
Okt-11	-	-
Nop-11	-	-
Des-11	-	-
Jan-12	-	-
Feb-12	-	-
Mar-12	-	-
Apr-12	-	-
Mei-12	-	-
Jun-12	-	-
Jul-12	-	-
Agust-12	-	-
Sep-12	-	-
Okt-12	-	-
Nop-12	-	-
Des-12	-	-
Jan-13	-	-
Feb-13	-	-
Mar-13	-	-
Apr-13	-	-
Mei-13	-	-
Jun-13	-	-
Jul-13	-	-
Agust-13	-	-
Sep-13	-	-
Okt-13	-	-
Nop-13	-	-
Des-13	-	-
Jan-14	-	-
Feb-14	-	-
Mar-14	-	-
Apr-14	-	-
Mei-14	-	-
Jun-14	-	-
Jul-14	-	-
Agust-14	-	-
	-	-



CLAIM SUMMARY - Desa Susuk Dalam Estate

Type of Work	SPK Vol (Meter)	Progress	%
Main Road 7 M	71.224,00	57.001,00	80,03%

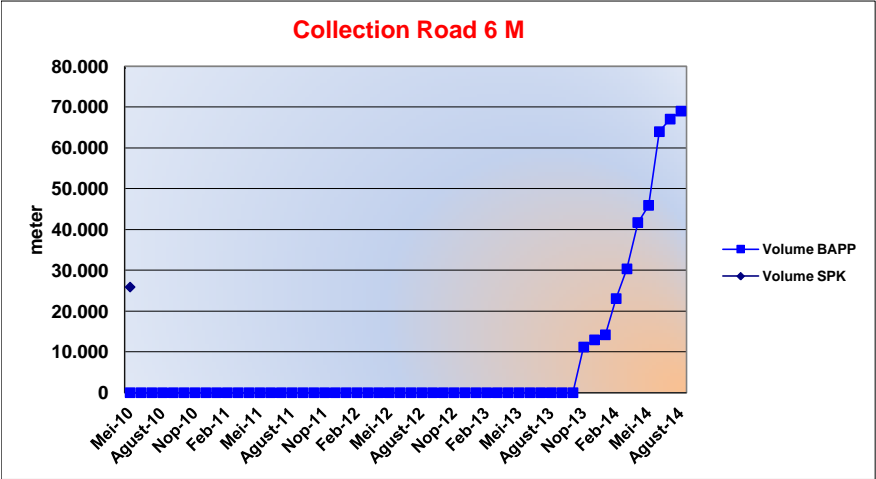


Month	Monthly Progress	Accumulated
Mei-10	-	-
Jun-10	983,00	983,00
Jul-10	-	983,00
Agust-10	2.107,00	3.090,00
Sep-10	1.513,00	4.603,00
Okt-10	436,00	5.039,00
Nop-10	1.331,00	6.370,00
Des-10	1.429,00	7.799,00
Jan-11	-	7.799,00
Feb-11	-	7.799,00
Mar-11	813,00	8.612,00
Apr-11	-	8.612,00
Mei-11	614,00	9.226,00
Jun-11	390,00	9.616,00
Jul-11	717,00	10.333,00
Agust-11	-	10.333,00
Sep-11	1.520,00	11.853,00
Okt-11	1.052,00	12.905,00
Nop-11	516,00	13.421,00
Des-11	-	13.421,00
Jan-12	290,00	13.711,00
Feb-12	-	13.711,00
Mar-12	-	13.711,00
Apr-12	-	13.711,00
Mei-12	1.773,00	15.484,00
Jun-12	(390,00)	15.094,00
Jul-12	-	15.094,00
Agust-12	-	15.094,00
Sep-12	-	15.094,00
Okt-12	-	15.094,00
Nop-12	-	15.094,00
Des-12	-	15.094,00
Jan-13	-	15.094,00
Feb-13	-	15.094,00
Mar-13	-	15.094,00
Apr-13	-	15.094,00
Mei-13	-	15.094,00
Jun-13	10.811,00	25.905,00
Jul-13	3.402,00	29.307,00
Agust-13	2.723,00	32.030,00
Sep-13	10.621,00	42.651,00
Okt-13	10.479,00	53.130,00
Nop-13	2.038,00	55.168,00
Des-13	-	55.168,00
Jan-14	-	55.168,00
Feb-14	-	55.168,00
Mar-14	-	55.168,00
Apr-14	-	55.168,00
Mei-14	-	55.168,00
Jun-14	1.833,00	57.001,00
Jul-14	-	57.001,00
Agust-14	-	57.001,00
	57.001,00	



CLAIM SUMMARY - Desa Susuk Dalam Estate

Type of Work	SPK Vol (Meter)	Progress	%
Collection Road 6 M	25.890,00	69.012,00	266,56%

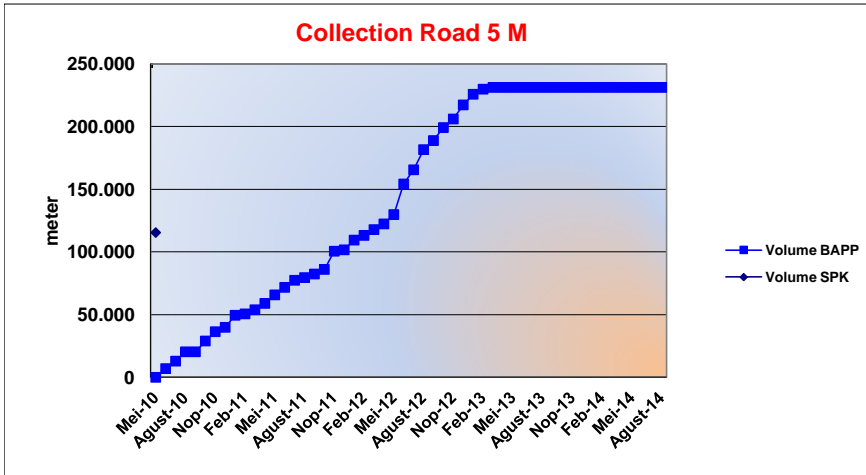


Month	Monthly Progress	Accumulated
Mei-10	-	-
Jun-10	-	-
Jul-10	-	-
Agust-10	-	-
Sep-10	-	-
Okt-10	-	-
Nop-10	-	-
Des-10	-	-
Jan-11	-	-
Feb-11	-	-
Mar-11	-	-
Apr-11	-	-
Mei-11	-	-
Jun-11	-	-
Jul-11	-	-
Agust-11	-	-
Sep-11	-	-
Okt-11	-	-
Nop-11	-	-
Des-11	-	-
Jan-12	-	-
Feb-12	-	-
Mar-12	-	-
Apr-12	-	-
Mei-12	-	-
Jun-12	-	-
Jul-12	-	-
Agust-12	-	-
Sep-12	-	-
Okt-12	-	-
Nop-12	-	-
Des-12	-	-
Jan-13	-	-
Feb-13	-	-
Mar-13	-	-
Apr-13	-	-
Mei-13	-	-
Jun-13	-	-
Jul-13	-	-
Agust-13	-	-
Sep-13	-	-
Okt-13	-	-
Nop-13	11.198,00	11.198,00
Des-13	1.747,00	12.945,00
Jan-14	1.245,00	14.190,00
Feb-14	8.876,00	23.066,00
Mar-14	7.279,00	30.345,00
Apr-14	11.350,00	41.695,00
Mei-14	4.221,00	45.916,00
Jun-14	18.054,00	63.970,00
Jul-14	3.078,00	67.048,00
Agust-14	1.964,00	69.012,00
	69.012,00	



CLAIM SUMMARY - Desa Susuk Dalam Estate

Type of Work	SPK Vol (Meter)	Progress	%
Collection Road 5 M	115.500,00	231.273,47	200,24%

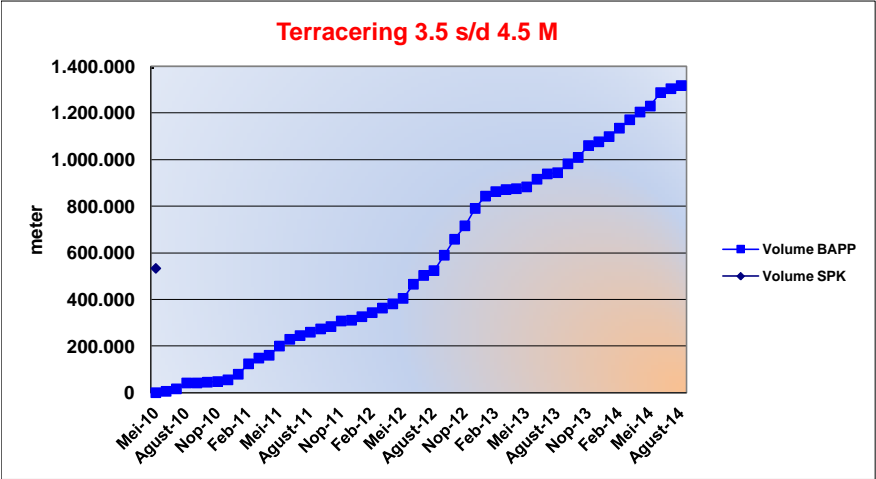


Month	Monthly Progress	Accumulated
Mei-10	-	-
Jun-10	6.977,00	6.977,00
Jul-10	5.977,00	12.954,00
Agust-10	7.418,00	20.372,00
Sep-10	-	20.372,00
Okt-10	8.631,00	29.003,00
Nop-10	7.404,00	36.407,00
Des-10	3.499,00	39.906,00
Jan-11	9.621,00	49.527,00
Feb-11	1.092,00	50.619,00
Mar-11	3.308,00	53.927,00
Apr-11	5.058,00	58.985,00
Mei-11	6.814,00	65.799,00
Jun-11	5.966,00	71.765,00
Jul-11	5.665,00	77.430,00
Agust-11	2.153,00	79.583,00
Sep-11	2.852,00	82.435,00
Okt-11	3.667,00	86.102,00
Nop-11	14.521,47	100.623,47
Des-11	1.108,00	101.731,47
Jan-12	7.774,00	109.505,47
Feb-12	3.709,00	113.214,47
Mar-12	4.670,00	117.884,47
Apr-12	4.518,00	122.402,47
Mei-12	7.486,00	129.888,47
Jun-12	24.364,00	154.252,47
Jul-12	11.326,00	165.578,47
Agust-12	16.091,00	181.669,47
Sep-12	7.262,00	188.931,47
Okt-12	10.343,00	199.274,47
Nop-12	6.847,00	206.121,47
Des-12	11.221,00	217.342,47
Jan-13	8.504,00	225.846,47
Feb-13	4.043,00	229.889,47
Mar-13	1.384,00	231.273,47
Apr-13	-	231.273,47
Mei-13	-	231.273,47
Jun-13	-	231.273,47
Jul-13	-	231.273,47
Agust-13	-	231.273,47
Sep-13	-	231.273,47
Okt-13	-	231.273,47
Nop-13	-	231.273,47
Des-13	-	231.273,47
Jan-14	-	231.273,47
Feb-14	-	231.273,47
Mar-14	-	231.273,47
Apr-14	-	231.273,47
Mei-14	-	231.273,47
Jun-14	-	231.273,47
Jul-14	-	231.273,47
Agust-14	-	231.273,47
	231.273,47	



CLAIM SUMMARY - Desa Susuk Dalam Estate

Type of Work	SPK Vol (Meter)	Progress	%
Terracing 3,5 s/d 4,5 M	533.198,98	1.317.283,70	247,05%

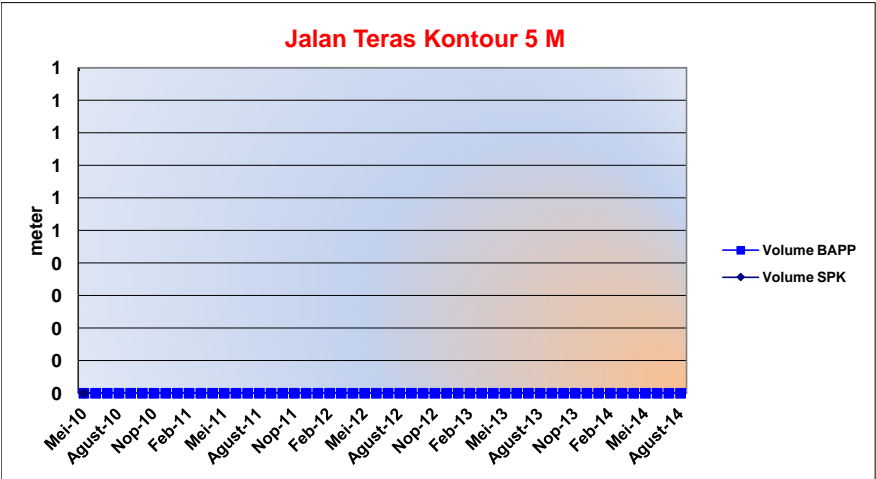


Month	Monthly Progress	Accumulated
Mei-10	-	-
Jun-10	5.888,00	5.888,00
Jul-10	10.594,00	16.482,00
Agust-10	25.240,00	41.722,00
Sep-10	-	41.722,00
Okt-10	3.349,00	45.071,00
Nop-10	2.603,00	47.674,00
Des-10	7.415,00	55.089,00
Jan-11	24.206,00	79.295,00
Feb-11	44.467,00	123.762,00
Mar-11	24.668,00	148.430,00
Apr-11	12.086,00	160.516,00
Mei-11	39.544,00	200.060,00
Jun-11	28.886,00	228.946,00
Jul-11	15.881,00	244.827,00
Agust-11	14.724,00	259.551,00
Sep-11	13.940,00	273.491,00
Okt-11	10.113,20	283.604,20
Nop-11	23.923,00	307.527,20
Des-11	3.252,00	310.779,20
Jan-12	15.124,00	325.903,20
Feb-12	17.478,00	343.381,20
Mar-12	19.552,00	362.933,20
Apr-12	18.068,00	381.001,20
Mei-12	23.527,00	404.528,20
Jun-12	60.590,50	465.118,70
Jul-12	37.699,00	502.817,70
Agust-12	20.788,00	523.605,70
Sep-12	65.976,00	589.581,70
Okt-12	68.516,00	658.097,70
Nop-12	57.595,00	715.692,70
Des-12	74.410,00	790.102,70
Jan-13	52.899,00	843.001,70
Feb-13	19.328,00	862.329,70
Mar-13	8.888,00	871.217,70
Apr-13	3.735,00	874.952,70
Mei-13	7.668,00	882.620,70
Jun-13	32.943,00	915.563,70
Jul-13	22.809,00	938.372,70
Agust-13	5.107,00	943.479,70
Sep-13	38.029,00	981.508,70
Okt-13	27.262,00	1.008.770,70
Nop-13	51.150,00	1.059.920,70
Des-13	16.081,00	1.076.001,70
Jan-14	22.334,00	1.098.335,70
Feb-14	36.140,00	1.134.475,70
Mar-14	36.152,00	1.170.627,70
Apr-14	33.021,00	1.203.648,70
Mei-14	25.587,00	1.229.235,70
Jun-14	57.841,00	1.287.076,70
Jul-14	16.702,00	1.303.778,70
Agust-14	13.505,00	1.317.283,70
	1.317.283,70	



CLAIM SUMMARY - Desa Susuk Dalam Estate

Type of Work	SPK Vol (Meter)	Progress	%
Jalan Teras Kontour 5 M	-	-	0,00%

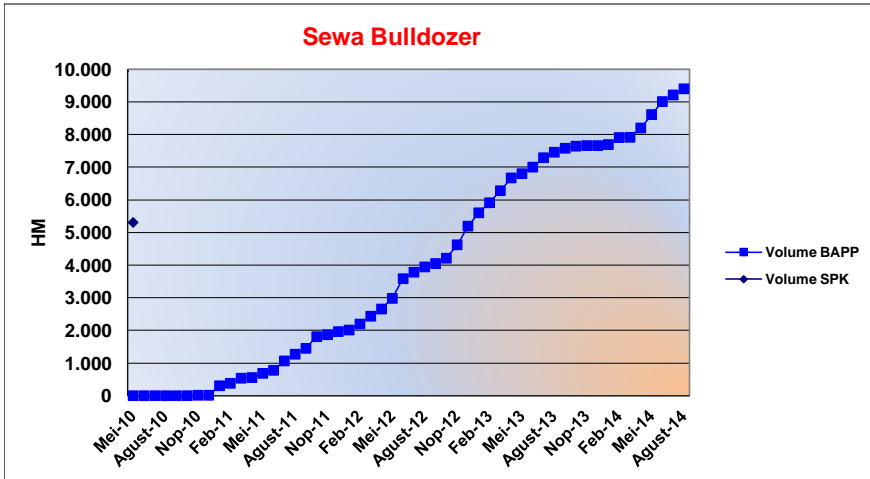


Month	Monthly Progress	Accumulated
Mei-10	-	-
Jun-10	-	-
Jul-10	-	-
Agust-10	-	-
Sep-10	-	-
Okt-10	-	-
Nop-10	-	-
Des-10	-	-
Jan-11	-	-
Feb-11	-	-
Mar-11	-	-
Apr-11	-	-
Mei-11	-	-
Jun-11	-	-
Jul-11	-	-
Agust-11	-	-
Sep-11	-	-
Okt-11	-	-
Nop-11	-	-
Des-11	-	-
Jan-12	-	-
Feb-12	-	-
Mar-12	-	-
Apr-12	-	-
Mei-12	-	-
Jun-12	-	-
Jul-12	-	-
Agust-12	-	-
Sep-12	-	-
Okt-12	-	-
Nop-12	-	-
Des-12	-	-
Jan-13	-	-
Feb-13	-	-
Mar-13	-	-
Apr-13	-	-
Mei-13	-	-
Jun-13	-	-
Jul-13	-	-
Agust-13	-	-
Sep-13	-	-
Okt-13	-	-
Nop-13	-	-
Des-13	-	-
Jan-14	-	-
Feb-14	-	-
Mar-14	-	-
Apr-14	-	-
Mei-14	-	-
Jun-14	-	-
Jul-14	-	-
Agust-14	-	-
	-	-



CLAIM SUMMARY - Desa Susuk Dalam Estate

Type of Work	SPK Vol (HM)	Progress	%
Sewa Bulldozer	5.306,70	9.401,80	177,17%

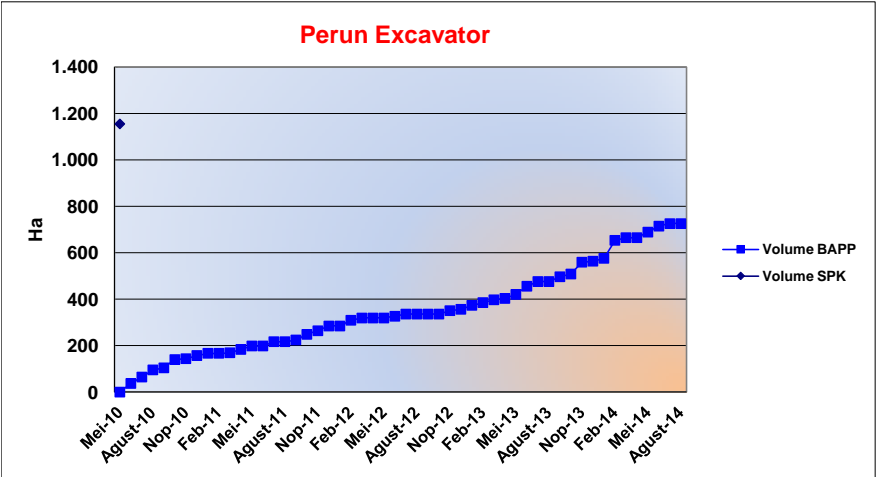


Month	Monthly Progress	Accumulated
Mei-10	-	-
Jun-10	-	-
Jul-10	-	-
Agust-10	-	-
Sep-10	-	-
Okt-10	-	-
Nop-10	13,30	13,30
Des-10	-	13,30
Jan-11	291,00	304,30
Feb-11	74,60	378,90
Mar-11	156,60	535,50
Apr-11	20,40	555,90
Mei-11	128,30	684,20
Jun-11	93,30	777,50
Jul-11	288,10	1.065,60
Agust-11	205,40	1.271,00
Sep-11	179,80	1.450,80
Okt-11	357,50	1.808,30
Nop-11	60,80	1.869,10
Des-11	95,30	1.964,40
Jan-12	48,00	2.012,40
Feb-12	183,00	2.195,40
Mar-12	240,00	2.435,40
Apr-12	220,00	2.655,40
Mei-12	326,00	2.981,40
Jun-12	603,00	3.584,40
Jul-12	199,00	3.783,40
Agust-12	161,50	3.944,90
Sep-12	104,00	4.048,90
Okt-12	163,00	4.211,90
Nop-12	410,50	4.622,40
Des-12	571,50	5.193,90
Jan-13	409,00	5.602,90
Feb-13	308,00	5.910,90
Mar-13	369,00	6.279,90
Apr-13	391,00	6.670,90
Mei-13	130,00	6.800,90
Jun-13	201,00	7.001,90
Jul-13	289,00	7.290,90
Agust-13	168,00	7.458,90
Sep-13	122,00	7.580,90
Okt-13	63,00	7.643,90
Nop-13	18,00	7.661,90
Des-13	-	7.661,90
Jan-14	31,00	7.692,90
Feb-14	216,00	7.908,90
Mar-14	7,00	7.915,90
Apr-14	285,00	8.200,90
Mei-14	413,00	8.613,90
Jun-14	397,00	9.010,90
Jul-14	202,90	9.213,80
Agust-14	188,00	9.401,80
	9.401,80	



CLAIM SUMMARY - Desa Susuk Dalam Estate

Type of Work	SPK Vol (Ha)	Progress	%
Perun Excavator	1.155,00	725,62	62,82%

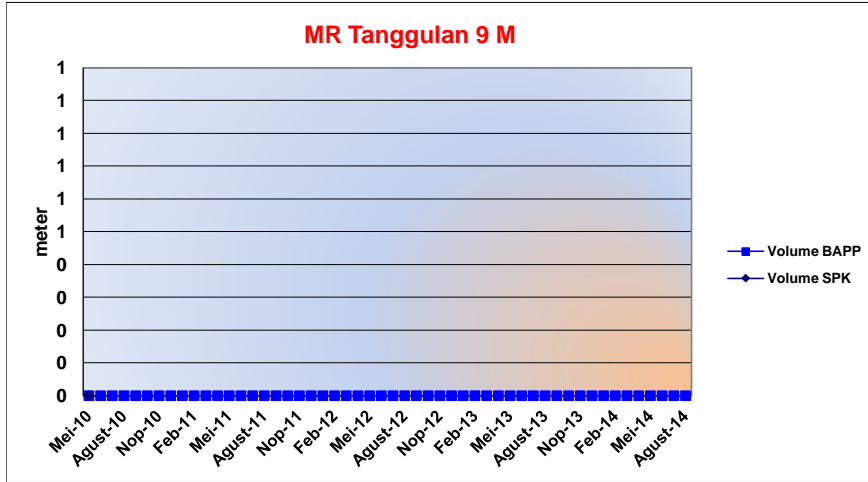


Month	Monthly Progress	Accumulated
Mei-10	-	-
Jun-10	37,20	37,20
Jul-10	27,70	64,90
Agust-10	30,79	95,69
Sep-10	8,75	104,44
Okt-10	35,70	140,14
Nop-10	3,80	143,94
Des-10	13,80	157,74
Jan-11	9,54	167,28
Feb-11	-	167,28
Mar-11	2,10	169,38
Apr-11	14,44	183,82
Mei-11	14,86	198,68
Jun-11	-	198,68
Jul-11	18,50	217,18
Agust-11	-	217,18
Sep-11	7,40	224,58
Okt-11	24,04	248,62
Nop-11	15,52	264,14
Des-11	20,47	284,61
Jan-12	-	284,61
Feb-12	24,83	309,44
Mar-12	9,60	319,04
Apr-12	-	319,04
Mei-12	-	319,04
Jun-12	7,57	326,61
Jul-12	9,43	336,04
Agust-12	-	336,04
Sep-12	-	336,04
Okt-12	-	336,04
Nop-12	14,80	350,84
Des-12	5,80	356,64
Jan-13	17,00	373,64
Feb-13	11,90	385,54
Mar-13	12,00	397,54
Apr-13	5,90	403,44
Mei-13	17,00	420,44
Jun-13	35,53	455,97
Jul-13	20,40	476,37
Agust-13	-	476,37
Sep-13	20,39	496,76
Okt-13	11,80	508,56
Nop-13	51,00	559,56
Des-13	4,26	563,82
Jan-14	12,30	576,12
Feb-14	77,60	653,72
Mar-14	11,40	665,12
Apr-14	-	665,12
Mei-14	23,90	689,02
Jun-14	25,80	714,82
Jul-14	10,80	725,62
Agust-14	-	725,62
	725,62	



CLAIM SUMMARY - Desa Susuk Dalam Estate

Type of Work	SPK Vol (Meter)	Progress	%
MR Tanggulan 9 M	-	-	0,00%

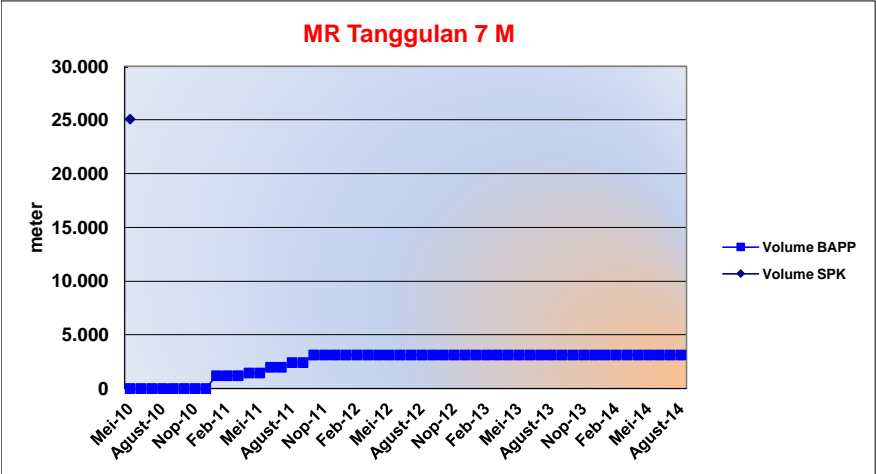


Month	Monthly Progress	Accumulated
Mei-10	-	-
Jun-10	-	-
Jul-10	-	-
Agust-10	-	-
Sep-10	-	-
Okt-10	-	-
Nop-10	-	-
Des-10	-	-
Jan-11	-	-
Feb-11	-	-
Mar-11	-	-
Apr-11	-	-
Mei-11	-	-
Jun-11	-	-
Jul-11	-	-
Agust-11	-	-
Sep-11	-	-
Okt-11	-	-
Nop-11	-	-
Des-11	-	-
Jan-12	-	-
Feb-12	-	-
Mar-12	-	-
Apr-12	-	-
Mei-12	-	-
Jun-12	-	-
Jul-12	-	-
Agust-12	-	-
Sep-12	-	-
Okt-12	-	-
Nop-12	-	-
Des-12	-	-
Jan-13	-	-
Feb-13	-	-
Mar-13	-	-
Apr-13	-	-
Mei-13	-	-
Jun-13	-	-
Jul-13	-	-
Agust-13	-	-
Sep-13	-	-
Okt-13	-	-
Nop-13	-	-
Des-13	-	-
Jan-14	-	-
Feb-14	-	-
Mar-14	-	-
Apr-14	-	-
Mei-14	-	-
Jun-14	-	-
Jul-14	-	-
Agust-14	-	-
	-	-



CLAIM SUMMARY - Desa Susuk Dalam Estate

Type of Work	SPK Vol (Meter)	Progress	%
MR Tanggulan 7 M	25.067,00	3.117,00	12,43%

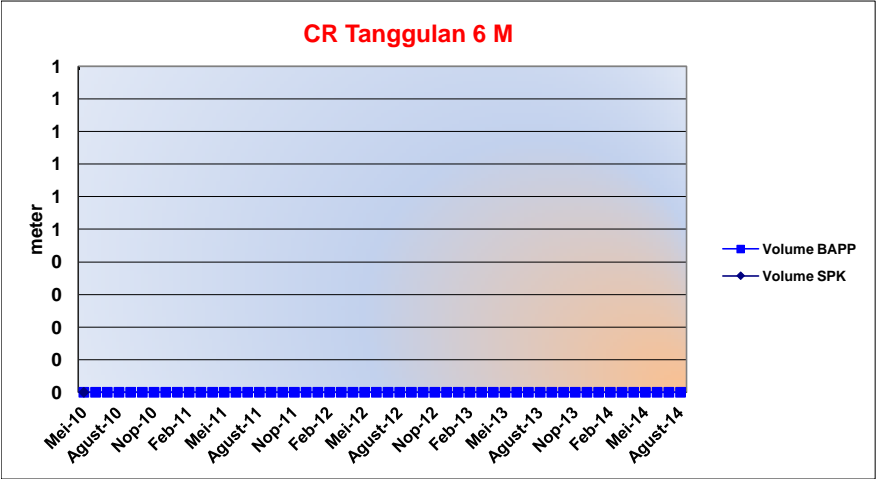


Month	Monthly Progress	Accumulated
Mei-10	-	-
Jun-10	-	-
Jul-10	-	-
Agust-10	-	-
Sep-10	-	-
Okt-10	-	-
Nop-10	-	-
Des-10	-	-
Jan-11	1.188,00	1.188,00
Feb-11	-	1.188,00
Mar-11	-	1.188,00
Apr-11	253,00	1.441,00
Mei-11	-	1.441,00
Jun-11	533,00	1.974,00
Jul-11	-	1.974,00
Agust-11	438,00	2.412,00
Sep-11	-	2.412,00
Okt-11	705,00	3.117,00
Nop-11	-	3.117,00
Des-11	-	3.117,00
Jan-12	-	3.117,00
Feb-12	-	3.117,00
Mar-12	-	3.117,00
Apr-12	-	3.117,00
Mei-12	-	3.117,00
Jun-12	-	3.117,00
Jul-12	-	3.117,00
Agust-12	-	3.117,00
Sep-12	-	3.117,00
Okt-12	-	3.117,00
Nop-12	-	3.117,00
Des-12	-	3.117,00
Jan-13	-	3.117,00
Feb-13	-	3.117,00
Mar-13	-	3.117,00
Apr-13	-	3.117,00
Mei-13	-	3.117,00
Jun-13	-	3.117,00
Jul-13	-	3.117,00
Agust-13	-	3.117,00
Sep-13	-	3.117,00
Okt-13	-	3.117,00
Nop-13	-	3.117,00
Des-13	-	3.117,00
Jan-14	-	3.117,00
Feb-14	-	3.117,00
Mar-14	-	3.117,00
Apr-14	-	3.117,00
Mei-14	-	3.117,00
Jun-14	-	3.117,00
Jul-14	-	3.117,00
Agust-14	-	3.117,00
	3.117,00	



CLAIM SUMMARY - Desa Susuk Dalam Estate

Type of Work	SPK Vol (Meter)	Progress	%
CR Tanggulan 6 M	-	-	0,00%

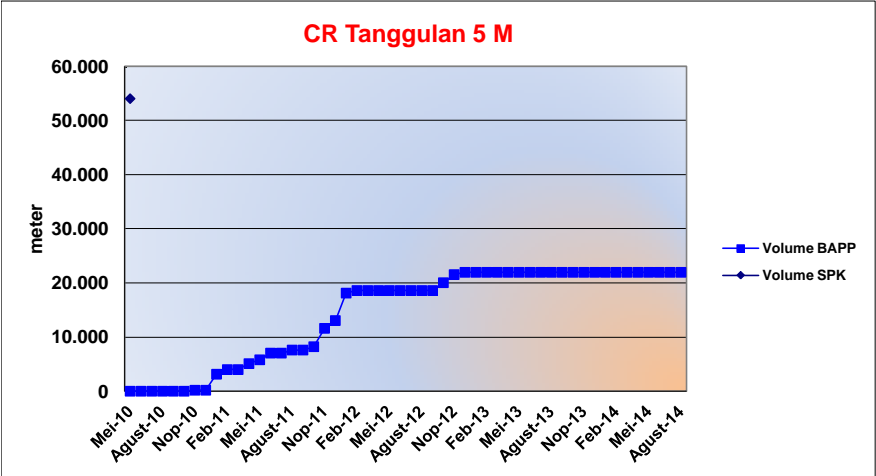


Month	Monthly Progress	Accumulated
Mei-10	-	-
Jun-10	-	-
Jul-10	-	-
Agust-10	-	-
Sep-10	-	-
Okt-10	-	-
Nop-10	-	-
Des-10	-	-
Jan-11	-	-
Feb-11	-	-
Mar-11	-	-
Apr-11	-	-
Mei-11	-	-
Jun-11	-	-
Jul-11	-	-
Agust-11	-	-
Sep-11	-	-
Okt-11	-	-
Nop-11	-	-
Des-11	-	-
Jan-12	-	-
Feb-12	-	-
Mar-12	-	-
Apr-12	-	-
Mei-12	-	-
Jun-12	-	-
Jul-12	-	-
Agust-12	-	-
Sep-12	-	-
Okt-12	-	-
Nop-12	-	-
Des-12	-	-
Jan-13	-	-
Feb-13	-	-
Mar-13	-	-
Apr-13	-	-
Mei-13	-	-
Jun-13	-	-
Jul-13	-	-
Agust-13	-	-
Sep-13	-	-
Okt-13	-	-
Nop-13	-	-
Des-13	-	-
Jan-14	-	-
Feb-14	-	-
Mar-14	-	-
Apr-14	-	-
Mei-14	-	-
Jun-14	-	-
Jul-14	-	-
Agust-14	-	-



CLAIM SUMMARY - Desa Susuk Dalam Estate

Type of Work	SPK Vol (Meter)	Progress	%
CR Tanggulan 5 M	54.021,00	21.952,95	40,64%

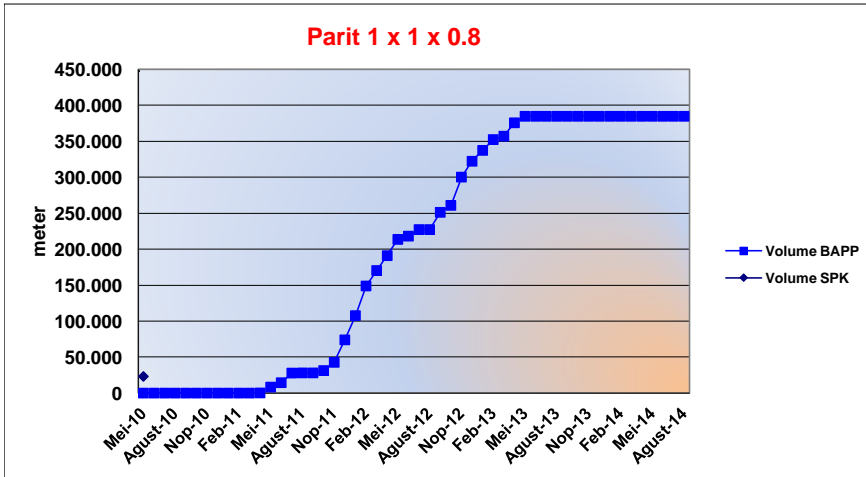


Month	Monthly Progress	Accumulated
Mei-10	-	-
Jun-10	-	-
Jul-10	-	-
Agust-10	-	-
Sep-10	-	-
Okt-10	-	-
Nop-10	181,00	181,00
Des-10	-	181,00
Jan-11	2.958,00	3.139,00
Feb-11	855,00	3.994,00
Mar-11	-	3.994,00
Apr-11	1.099,00	5.093,00
Mei-11	706,00	5.799,00
Jun-11	1.236,00	7.035,00
Jul-11	-	7.035,00
Agust-11	566,00	7.601,00
Sep-11	-	7.601,00
Okt-11	615,00	8.216,00
Nop-11	3.390,95	11.606,95
Des-11	1.440,00	13.046,95
Jan-12	5.070,00	18.116,95
Feb-12	478,00	18.594,95
Mar-12	-	18.594,95
Apr-12	-	18.594,95
Mei-12	-	18.594,95
Jun-12	-	18.594,95
Jul-12	-	18.594,95
Agust-12	-	18.594,95
Sep-12	-	18.594,95
Okt-12	1.440,00	20.034,95
Nop-12	1.499,00	21.533,95
Des-12	419,00	21.952,95
Jan-13	-	21.952,95
Feb-13	-	21.952,95
Mar-13	-	21.952,95
Apr-13	-	21.952,95
Mei-13	-	21.952,95
Jun-13	-	21.952,95
Jul-13	-	21.952,95
Agust-13	-	21.952,95
Sep-13	-	21.952,95
Okt-13	-	21.952,95
Nop-13	-	21.952,95
Des-13	-	21.952,95
Jan-14	-	21.952,95
Feb-14	-	21.952,95
Mar-14	-	21.952,95
Apr-14	-	21.952,95
Mei-14	-	21.952,95
Jun-14	-	21.952,95
Jul-14	-	21.952,95
Agust-14	-	21.952,95
	21.952,95	



CLAIM SUMMARY - Desa Susuk Dalam Estate

Type of Work	SPK Vol (Meter)	Progress	%
Parit 1 x 1 x 0,8	23.100,00	384.628,00	1665,06%

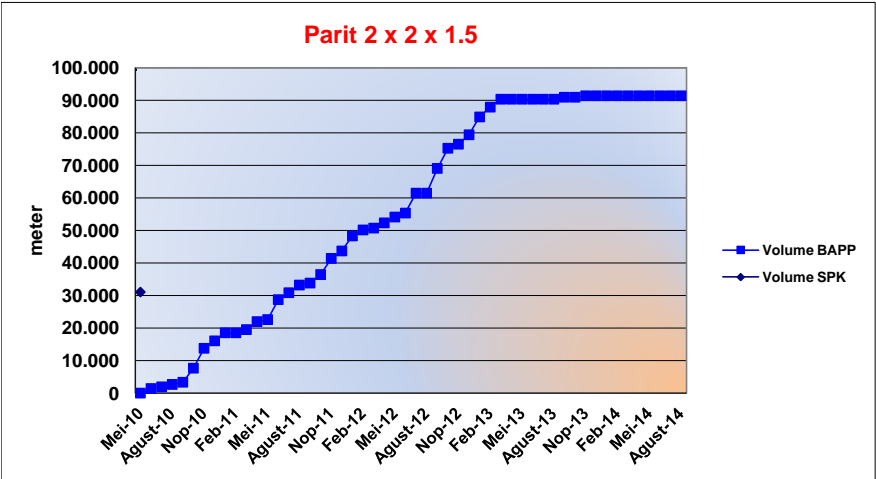


Month	Monthly Progress	Accumulated
Mei-10	-	-
Jun-10	-	-
Jul-10	-	-
Agust-10	-	-
Sep-10	-	-
Okt-10	-	-
Nop-10	-	-
Des-10	-	-
Jan-11	-	-
Feb-11	-	-
Mar-11	-	-
Apr-11	212,00	212,00
Mei-11	8.109,00	8.321,00
Jun-11	6.130,00	14.451,00
Jul-11	13.362,00	27.813,00
Agust-11	218,00	28.031,00
Sep-11	-	28.031,00
Okt-11	3.329,00	31.360,00
Nop-11	11.358,00	42.718,00
Des-11	31.259,00	73.977,00
Jan-12	33.727,00	107.704,00
Feb-12	41.104,00	148.808,00
Mar-12	21.538,00	170.346,00
Apr-12	20.633,00	190.979,00
Mei-12	22.543,00	213.522,00
Jun-12	4.615,00	218.137,00
Jul-12	9.095,00	227.232,00
Agust-12	-	227.232,00
Sep-12	23.943,00	251.175,00
Okt-12	9.675,00	260.850,00
Nop-12	39.289,00	300.139,00
Des-12	22.003,00	322.142,00
Jan-13	15.092,00	337.234,00
Feb-13	15.097,00	352.331,00
Mar-13	4.703,00	357.034,00
Apr-13	18.543,00	375.577,00
Mei-13	9.051,00	384.628,00
Jun-13	-	384.628,00
Jul-13	-	384.628,00
Agust-13	-	384.628,00
Sep-13	-	384.628,00
Okt-13	-	384.628,00
Nop-13	-	384.628,00
Des-13	-	384.628,00
Jan-14	-	384.628,00
Feb-14	-	384.628,00
Mar-14	-	384.628,00
Apr-14	-	384.628,00
Mei-14	-	384.628,00
Jun-14	-	384.628,00
Jul-14	-	384.628,00
Agust-14	-	384.628,00
	384.628,00	



CLAIM SUMMARY - Desa Susuk Dalam Estate

Type of Work	SPK Vol (Meter)	Progress	%
Parit 2 x 2 x 1,5	31.041,00	91.355,00	294,30%

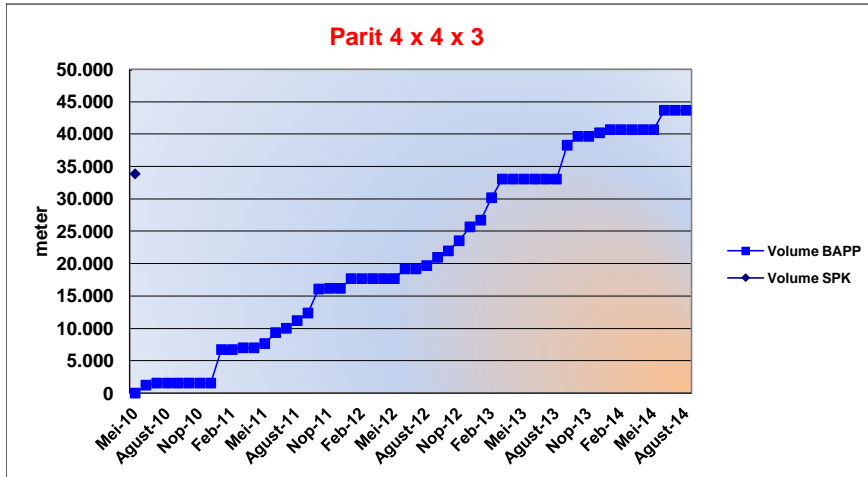


Month	Monthly Progress	Accumulated
Mei-10	-	-
Jun-10	1.410,00	1.410,00
Jul-10	516,00	1.926,00
Agust-10	729,00	2.655,00
Sep-10	680,00	3.335,00
Okt-10	4.318,00	7.653,00
Nop-10	6.114,00	13.767,00
Des-10	2.287,00	16.054,00
Jan-11	2.469,00	18.523,00
Feb-11	-	18.523,00
Mar-11	995,00	19.518,00
Apr-11	2.458,00	21.976,00
Mei-11	628,00	22.604,00
Jun-11	6.122,00	28.726,00
Jul-11	2.119,00	30.845,00
Agust-11	2.359,00	33.204,00
Sep-11	606,00	33.810,00
Okt-11	2.633,00	36.443,00
Nop-11	4.920,00	41.363,00
Des-11	2.318,00	43.681,00
Jan-12	4.605,00	48.286,00
Feb-12	1.853,00	50.139,00
Mar-12	563,00	50.702,00
Apr-12	1.606,00	52.308,00
Mei-12	1.798,00	54.106,00
Jun-12	1.217,00	55.323,00
Jul-12	6.119,00	61.442,00
Agust-12	-	61.442,00
Sep-12	7.595,00	69.037,00
Okt-12	6.197,00	75.234,00
Nop-12	1.247,00	76.481,00
Des-12	2.893,00	79.374,00
Jan-13	5.484,00	84.858,00
Feb-13	3.018,00	87.876,00
Mar-13	2.432,00	90.308,00
Apr-13	-	90.308,00
Mei-13	-	90.308,00
Jun-13	-	90.308,00
Jul-13	-	90.308,00
Agust-13	-	90.308,00
Sep-13	604,00	90.912,00
Okt-13	-	90.912,00
Nop-13	443,00	91.355,00
Des-13	-	91.355,00
Jan-14	-	91.355,00
Feb-14	-	91.355,00
Mar-14	-	91.355,00
Apr-14	-	91.355,00
Mei-14	-	91.355,00
Jun-14	-	91.355,00
Jul-14	-	91.355,00
Agust-14	-	91.355,00
	91.355,00	



CLAIM SUMMARY - Desa Susuk Dalam Estate

Type of Work	SPK Vol (Meter)	Progress	%
Parit 4 x 4 x 3	33.853,00	43.664,70	128,98%

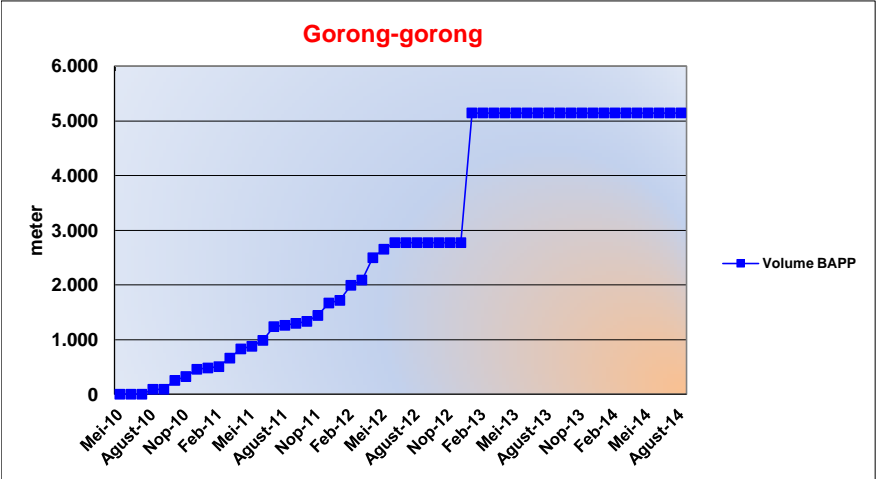


Month	Monthly Progress	Accumulated
Mei-10	-	-
Jun-10	1.226,00	1.226,00
Jul-10	321,00	1.547,00
Agust-10	-	1.547,00
Sep-10	-	1.547,00
Okt-10	-	1.547,00
Nop-10	-	1.547,00
Des-10	-	1.547,00
Jan-11	5.174,00	6.721,00
Feb-11	-	6.721,00
Mar-11	271,00	6.992,00
Apr-11	-	6.992,00
Mei-11	652,00	7.644,00
Jun-11	1.694,00	9.338,00
Jul-11	669,00	10.007,00
Agust-11	1.190,00	11.197,00
Sep-11	1.162,00	12.359,00
Okt-11	3.710,00	16.069,00
Nop-11	105,00	16.174,00
Des-11	-	16.174,00
Jan-12	1.502,00	17.676,00
Feb-12	-	17.676,00
Mar-12	-	17.676,00
Apr-12	-	17.676,00
Mei-12	-	17.676,00
Jun-12	1.499,00	19.175,00
Jul-12	-	19.175,00
Agust-12	510,00	19.685,00
Sep-12	1.268,00	20.953,00
Okt-12	1.003,70	21.956,70
Nop-12	1.562,00	23.518,70
Des-12	2.148,00	25.666,70
Jan-13	1.031,00	26.697,70
Feb-13	3.469,00	30.166,70
Mar-13	2.878,00	33.044,70
Apr-13	-	33.044,70
Mei-13	-	33.044,70
Jun-13	-	33.044,70
Jul-13	-	33.044,70
Agust-13	-	33.044,70
Sep-13	5.226,00	38.270,70
Okt-13	1.369,00	39.639,70
Nop-13	-	39.639,70
Des-13	555,00	40.194,70
Jan-14	482,00	40.676,70
Feb-14	-	40.676,70
Mar-14	-	40.676,70
Apr-14	-	40.676,70
Mei-14	-	40.676,70
Jun-14	2.988,00	43.664,70
Jul-14	-	43.664,70
Agust-14	-	43.664,70
	43.664,70	



CLAIM SUMMARY - Desa Susuk Dalam Estate

Type of Work	SPK Vol (Meter)	Progress	%
Gorong-gorong	423,00	5.145,00	1216,31%

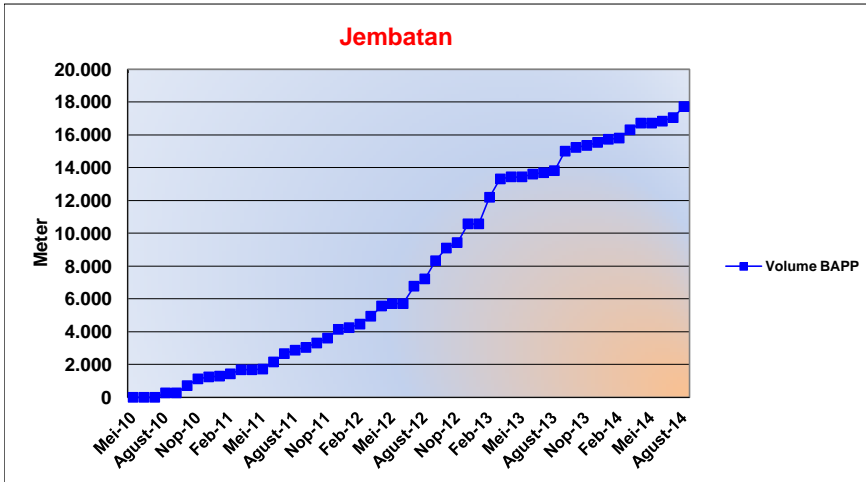


Month	Monthly Progress	Accumulated
Mei-10	-	-
Jun-10	-	-
Jul-10	-	-
Agust-10	90,00	90,00
Sep-10	-	90,00
Okt-10	162,00	252,00
Nop-10	72,00	324,00
Des-10	132,00	456,00
Jan-11	24,00	480,00
Feb-11	24,00	504,00
Mar-11	156,00	660,00
Apr-11	168,00	828,00
Mei-11	48,00	876,00
Jun-11	108,00	984,00
Jul-11	252,00	1.236,00
Agust-11	24,00	1.260,00
Sep-11	36,00	1.296,00
Okt-11	36,00	1.332,00
Nop-11	108,00	1.440,00
Des-11	228,00	1.668,00
Jan-12	48,00	1.716,00
Feb-12	276,00	1.992,00
Mar-12	96,00	2.088,00
Apr-12	408,00	2.496,00
Mei-12	156,00	2.652,00
Jun-12	120,00	2.772,00
Jul-12	-	2.772,00
Agust-12	-	2.772,00
Sep-12	-	2.772,00
Okt-12	-	2.772,00
Nop-12	-	2.772,00
Des-12	-	2.772,00
Jan-13	2.373,00	5.145,00
Feb-13	-	5.145,00
Mar-13	-	5.145,00
Apr-13	-	5.145,00
Mei-13	-	5.145,00
Jun-13	-	5.145,00
Jul-13	-	5.145,00
Agust-13	-	5.145,00
Sep-13	-	5.145,00
Okt-13	-	5.145,00
Nop-13	-	5.145,00
Des-13	-	5.145,00
Jan-14	-	5.145,00
Feb-14	-	5.145,00
Mar-14	-	5.145,00
Apr-14	-	5.145,00
Mei-14	-	5.145,00
Jun-14	-	5.145,00
Jul-14	-	5.145,00
Agust-14	-	5.145,00
	5.145,00	



CLAIM SUMMARY - Desa Susuk Dalam Estate

Type of Work	SPK Vol (Meter)	Progress	%
Jembatan	6.344,00	17.725,00	279,40%

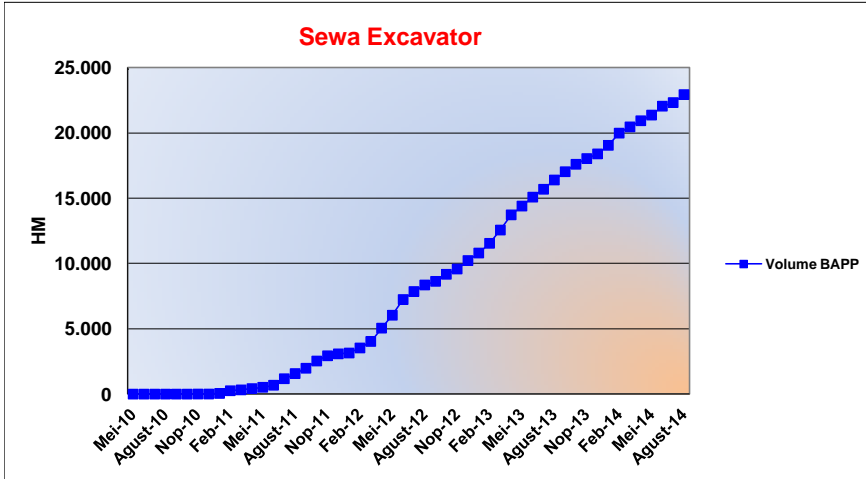


Month	Monthly Progress	Accumulated
Mei-10	-	-
Jun-10	-	-
Jul-10	-	-
Agust-10	270,00	270,00
Sep-10	-	270,00
Okt-10	441,00	711,00
Nop-10	412,00	1.123,00
Des-10	121,00	1.244,00
Jan-11	48,00	1.292,00
Feb-11	138,00	1.430,00
Mar-11	248,00	1.678,00
Apr-11	1,00	1.679,00
Mei-11	42,00	1.721,00
Jun-11	434,00	2.155,00
Jul-11	507,00	2.662,00
Agust-11	211,00	2.873,00
Sep-11	168,00	3.041,00
Okt-11	269,00	3.310,00
Nop-11	300,00	3.610,00
Des-11	534,00	4.144,00
Jan-12	102,00	4.246,00
Feb-12	217,00	4.463,00
Mar-12	481,00	4.944,00
Apr-12	623,00	5.567,00
Mei-12	144,00	5.711,00
Jun-12	-	5.711,00
Jul-12	1.064,00	6.775,00
Agust-12	444,00	7.219,00
Sep-12	1.107,00	8.326,00
Okt-12	775,00	9.101,00
Nop-12	332,00	9.433,00
Des-12	1.143,00	10.576,00
Jan-13	-	10.576,00
Feb-13	1.620,00	12.196,00
Mar-13	1.119,00	13.315,00
Apr-13	126,00	13.441,00
Mei-13	-	13.441,00
Jun-13	168,00	13.609,00
Jul-13	84,00	13.693,00
Agust-13	126,00	13.819,00
Sep-13	1.188,00	15.007,00
Okt-13	228,00	15.235,00
Nop-13	120,00	15.355,00
Des-13	186,00	15.541,00
Jan-14	192,00	15.733,00
Feb-14	72,00	15.805,00
Mar-14	504,00	16.309,00
Apr-14	408,00	16.717,00
Mei-14	-	16.717,00
Jun-14	120,00	16.837,00
Jul-14	216,00	17.053,00
Agust-14	672,00	17.725,00
	17.725,00	



CLAIM SUMMARY - Desa Susuk Dalam Estate

Type of Work	SPK Vol (HM)	Progress	%
Sewa Excavator	16.283,34	22.930,50	140,82%

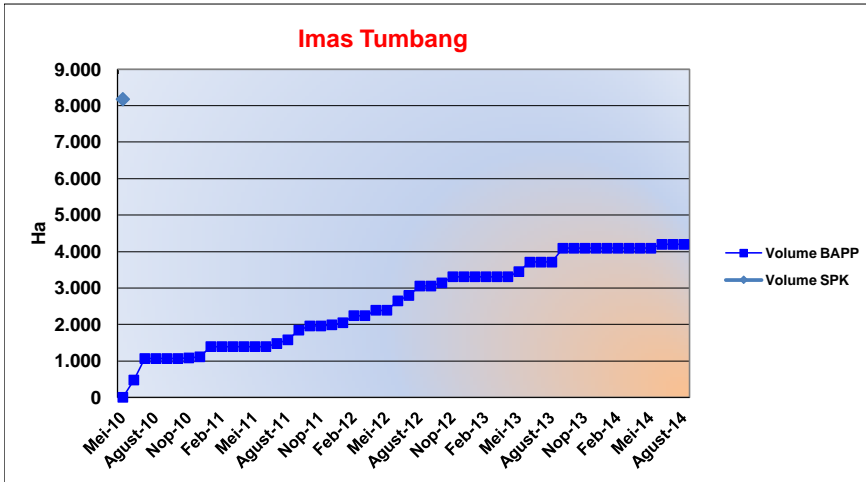


Month	Monthly Progress	Accumulated
Mei-10	-	-
Jun-10	-	-
Jul-10	-	-
Agust-10	-	-
Sep-10	-	-
Okt-10	-	-
Nop-10	5,90	5,90
Des-10	-	5,90
Jan-11	43,20	49,10
Feb-11	208,70	257,80
Mar-11	64,40	322,20
Apr-11	100,50	422,70
Mei-11	98,70	521,40
Jun-11	158,00	679,40
Jul-11	498,40	1.177,80
Agust-11	394,90	1.572,70
Sep-11	407,50	1.980,20
Okt-11	552,10	2.532,30
Nop-11	402,20	2.934,50
Des-11	147,00	3.081,50
Jan-12	63,80	3.145,30
Feb-12	387,20	3.532,50
Mar-12	498,10	4.030,60
Apr-12	1.019,10	5.049,70
Mei-12	988,40	6.038,10
Jun-12	1.204,00	7.242,10
Jul-12	612,50	7.854,60
Agust-12	499,50	8.354,10
Sep-12	278,20	8.632,30
Okt-12	539,80	9.172,10
Nop-12	406,00	9.578,10
Des-12	649,00	10.227,10
Jan-13	574,00	10.801,10
Feb-13	742,00	11.543,10
Mar-13	1.018,00	12.561,10
Apr-13	1.162,00	13.723,10
Mei-13	673,00	14.396,10
Jun-13	683,00	15.079,10
Jul-13	602,00	15.681,10
Agust-13	711,00	16.392,10
Sep-13	633,00	17.025,10
Okt-13	570,00	17.595,10
Nop-13	439,00	18.034,10
Des-13	355,00	18.389,10
Jan-14	656,00	19.045,10
Feb-14	934,30	19.979,40
Mar-14	479,00	20.458,40
Apr-14	469,00	20.927,40
Mei-14	434,10	21.361,50
Jun-14	682,00	22.043,50
Jul-14	277,00	22.320,50
Agust-14	610,00	22.930,50
	22.930,50	



CLAIM SUMMARY - Desa Susuk Dalam Estate

Type of Work	SPK Vol (Ha)	Progress	%
Imas Tumbang	8.178,44	4.195,59	51,30%

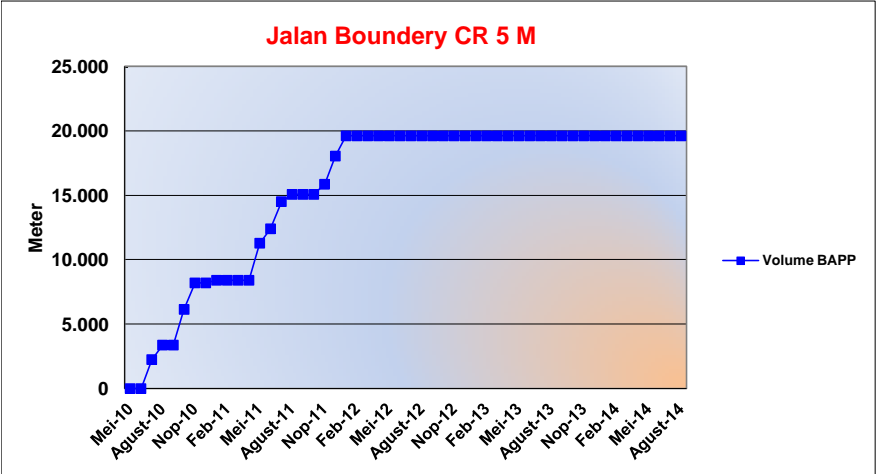


Month	Monthly Progress	Accumulated
Mei-10	-	-
Jun-10	473,77	473,77
Jul-10	590,81	1.064,58
Agust-10	-	1.064,58
Sep-10	-	1.064,58
Okt-10	-	1.064,58
Nop-10	14,90	1.079,48
Des-10	30,98	1.110,46
Jan-11	280,85	1.391,31
Feb-11	-	1.391,31
Mar-11	-	1.391,31
Apr-11	-	1.391,31
Mei-11	-	1.391,31
Jun-11	-	1.391,31
Jul-11	84,99	1.476,30
Agust-11	100,12	1.576,42
Sep-11	266,21	1.842,63
Okt-11	114,66	1.957,29
Nop-11	-	1.957,29
Des-11	30,98	1.988,27
Jan-12	57,29	2.045,56
Feb-12	194,32	2.239,88
Mar-12	-	2.239,88
Apr-12	149,09	2.388,97
Mei-12	-	2.388,97
Jun-12	255,95	2.644,92
Jul-12	148,83	2.793,75
Agust-12	258,41	3.052,16
Sep-12	-	3.052,16
Okt-12	86,57	3.138,73
Nop-12	168,75	3.307,48
Des-12	-	3.307,48
Jan-13	-	3.307,48
Feb-13	-	3.307,48
Mar-13	-	3.307,48
Apr-13	-	3.307,48
Mei-13	140,00	3.447,48
Jun-13	260,18	3.707,66
Jul-13	-	3.707,66
Agust-13	-	3.707,66
Sep-13	381,56	4.089,22
Okt-13	-	4.089,22
Nop-13	-	4.089,22
Des-13	-	4.089,22
Jan-14	-	4.089,22
Feb-14	-	4.089,22
Mar-14	-	4.089,22
Apr-14	-	4.089,22
Mei-14	-	4.089,22
Jun-14	106,37	4.195,59
Jul-14	-	4.195,59
Agust-14	-	4.195,59
	4.195,59	



CLAIM SUMMARY - Desa Susuk Dalam Estate

Type of Work	SPK Vol (Ha)	Progress	%
Jalan Boundary CR 5 M	-	19.600,00	0,00%



Month	Monthly Progress	Accumulated
Mei-10	-	-
Jun-10	-	-
Jul-10	2.249,00	2.249,00
Agust-10	1.126,00	3.375,00
Sep-10	-	3.375,00
Okt-10	2.766,00	6.141,00
Nop-10	2.056,00	8.197,00
Des-10	-	8.197,00
Jan-11	204,00	8.401,00
Feb-11	-	8.401,00
Mar-11	-	8.401,00
Apr-11	-	8.401,00
Mei-11	2.875,00	11.276,00
Jun-11	1.117,00	12.393,00
Jul-11	2.109,00	14.502,00
Agust-11	559,00	15.061,00
Sep-11	-	15.061,00
Okt-11	-	15.061,00
Nop-11	788,00	15.849,00
Des-11	2.185,00	18.034,00
Jan-12	1.566,00	19.600,00
Feb-12	-	19.600,00
Mar-12	-	19.600,00
Apr-12	-	19.600,00
Mei-12	-	19.600,00
Jun-12	-	19.600,00
Jul-12	-	19.600,00
Agust-12	-	19.600,00
Sep-12	-	19.600,00
Okt-12	-	19.600,00
Nop-12	-	19.600,00
Des-12	-	19.600,00
Jan-13	-	19.600,00
Feb-13	-	19.600,00
Mar-13	-	19.600,00
Apr-13	-	19.600,00
Mei-13	-	19.600,00
Jun-13	-	19.600,00
Jul-13	-	19.600,00
Agust-13	-	19.600,00
Sep-13	-	19.600,00
Okt-13	-	19.600,00
Nop-13	-	19.600,00
Des-13	-	19.600,00
Jan-14	-	19.600,00
Feb-14	-	19.600,00
Mar-14	-	19.600,00
Apr-14	-	19.600,00
Mei-14	-	19.600,00
Jun-14	-	19.600,00
Jul-14	-	19.600,00
Agust-14	-	19.600,00
	19.600,00	