

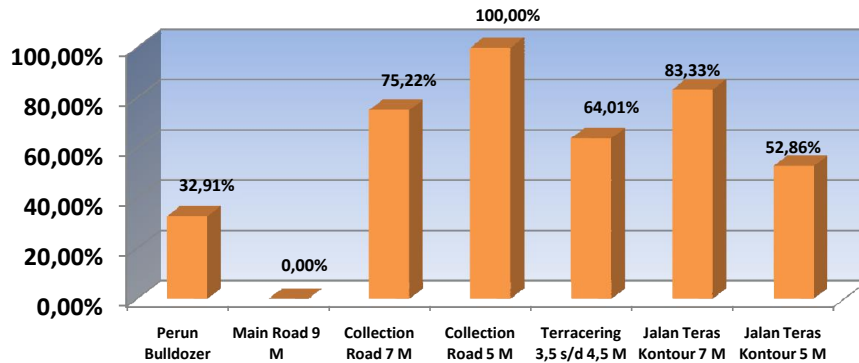


CLAIM SUMMARY - Kebun Bual-bual

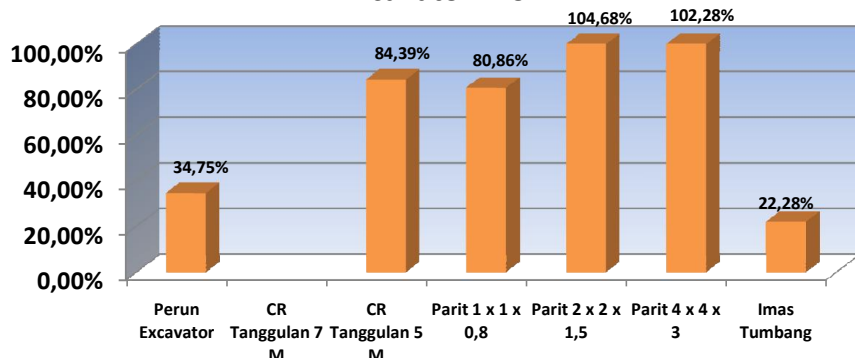
Contract No. :
1. IPS-KSUS/CR/001/12/10

Type of Work	Unit	SPK Vol	Previous Month Claim	Des'13 Claim	To Date Claimed	%
Bulldozer						
Perun Bulldozer	Ha	1.275,34	419,66	-	419,66	32,91%
Main Road 9 M	Meter	7.468,00	-	-	-	0,00%
Main Road 8 M	Meter	-	-	-	-	-
Collection Road 7 M	Meter	14.007,00	10.536,00	-	10.536,00	75,22%
Collection Road 6 M	Meter	-	-	-	-	-
Collection Road 5 M	Meter	1.813,00	1.813,00	-	1.813,00	100,00%
Terracing 3,5 s/d 4,5 M	Meter	380.294,00	243.423,00	-	243.423,00	64,01%
Jalan Teras Kontour 7 M	Meter	16.825,20	14.021,00	-	14.021,00	83,33%
Jalan Teras Kontour 5 M	Meter	155.742,00	82.331,00	-	82.331,00	52,86%
Road Service 5 M	Meter	-	82.399,00	-	82.399,00	-
Sewa Buldozer	HM	750,30	921,79	30,00	951,79	126,85%
Excavator						
Perun Excavator	Ha	134,19	46,63	-	46,63	34,75%
MR Tanggulan 9 M	Meter	-	-	-	-	-
MR Tanggulan 8 M	Meter	-	-	-	-	-
MR Tanggulan 7 M	Meter	-	-	-	-	-
CR Tanggulan 7 M	Meter	-	232,00	-	232,00	-
CR Tanggulan 6 M	Meter	-	-	-	-	-
CR Tanggulan 5 M	Meter	1.884,00	1.590,00	-	1.590,00	84,39%
Parit 1 x 1 x 0,8	Meter	52.061,00	42.094,15	-	42.094,15	80,86%
Parit 2 x 2 x 1,5	Meter	6.342,00	6.639,00	-	6.639,00	104,68%
Parit 4 x 4 x 3	Meter	1.487,59	1.521,53	-	1.521,53	102,28%
Cuci Parit	M	-	126,00	3.263,00	3.389,00	-
Gorong-gorong	M ²	6.648,00	3.204,00	-	3.204,00	48,19%
Jembatan 2 M	M ²	1.500,00	816,00	-	816,00	54,40%
Jembatan 4 M	M ²	300,00	-	-	-	0,00%
Jembatan 5-10 M	M ²	1.200,00	50,00	-	50,00	4,17%
Sewa Excavator	HM	413,16	543,30	60,00	603,30	146,02%
Imas Tumbang	Ha	1.600,85	356,67	-	356,67	22,28%
Perataan Tanah	Ha	-	-	-	-	-

Bulldozer Work



Excavator Work

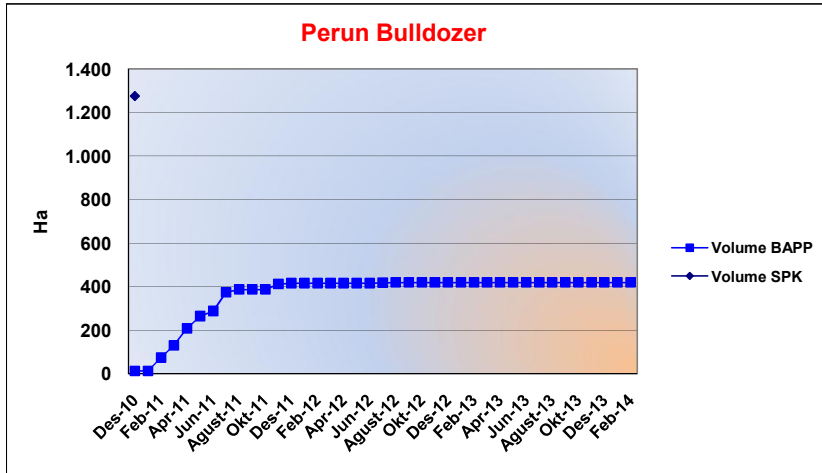




CLAIM SUMMARY - Kebun Bual-bual

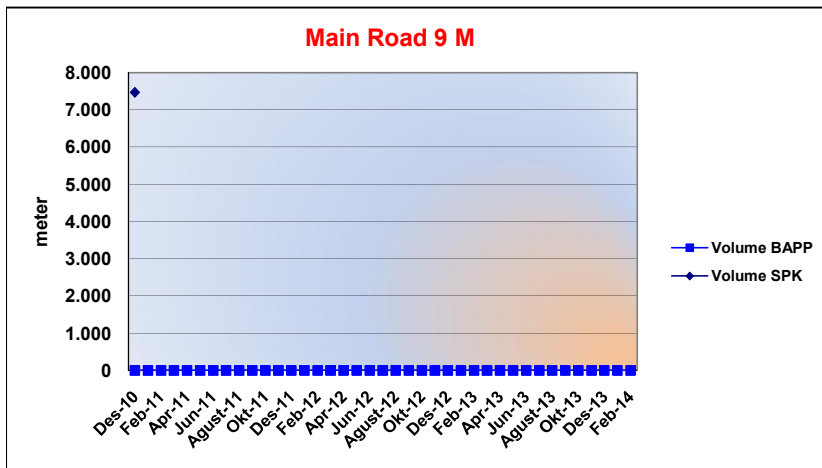
Chart & Detail Per Month

Type of Work	SPK Vol (Ha)	Progress	%
Perun Bulldozer	1.275,34	419,66	32,91%



Month	Monthly Progress	Accumulated
Des-10	14,00	14,00
Jan-11	-	14,00
Feb-11	61,09	75,09
Mar-11	55,90	130,99
Apr-11	77,95	208,94
Mei-11	56,28	265,22
Jun-11	23,60	288,82
Jul-11	86,10	374,92
Agust-11	12,16	387,08
Sep-11	-	387,08
Okt-11	-	387,08
Nop-11	25,65	412,73
Des-11	3,47	416,20
Jan-12	-	416,20
Feb-12	-	416,20
Mar-12	-	416,20
Apr-12	-	416,20
Mei-12	-	416,20
Jun-12	-	416,20
Jul-12	1,70	417,90
Agust-12	1,76	419,66
Sep-12	-	419,66
Okt-12	-	419,66
Nop-12	-	419,66
Des-12	-	419,66
Jan-13	-	419,66
Feb-13	-	419,66
Mar-13	-	419,66
Apr-13	-	419,66
Mei-13	-	419,66
Jun-13	-	419,66
Jul-13	-	419,66
Agust-13	-	419,66
Sep-13	-	419,66
Okt-13	-	419,66
Nop-13	-	419,66
Des-13	-	419,66
Jan-14	-	419,66
Feb-14	-	419,66
	419,66	

Type of Work	SPK Vol (Meter)	Progress	%
Main Road 9 M	7.468,00	-	0,00%

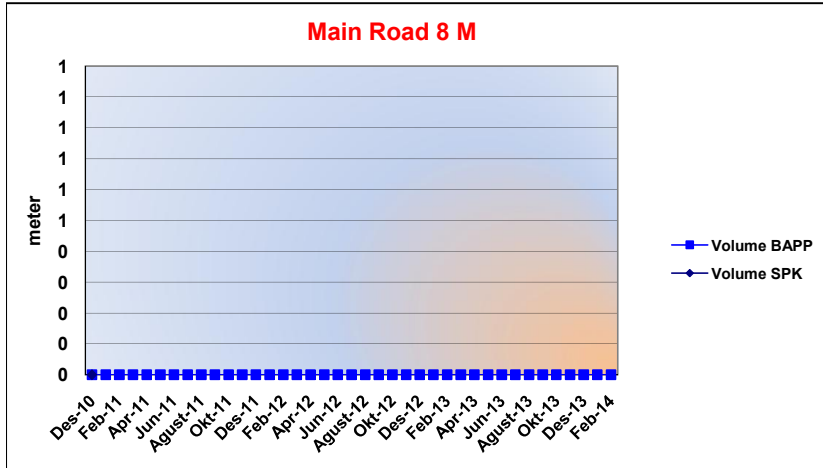


Month	Monthly Progress	Accumulated
Des-10	-	-
Jan-11	-	-
Feb-11	-	-
Mar-11	-	-
Apr-11	-	-
Mei-11	-	-
Jun-11	-	-
Jul-11	-	-
Agust-11	-	-
Sep-11	-	-
Okt-11	-	-
Nop-11	-	-
Des-11	-	-
Jan-12	-	-
Feb-12	-	-
Mar-12	-	-
Apr-12	-	-
Mei-12	-	-
Jun-12	-	-
Jul-12	-	-
Agust-12	-	-
Sep-12	-	-
Okt-12	-	-
Nop-12	-	-
Des-12	-	-
Jan-13	-	-
Feb-13	-	-
Mar-13	-	-
Apr-13	-	-
Mei-13	-	-
Jun-13	-	-
Jul-13	-	-
Agust-13	-	-
Sep-13	-	-
Okt-13	-	-
Nop-13	-	-
Des-13	-	-
Jan-14	-	-
Feb-14	-	-
	-	-



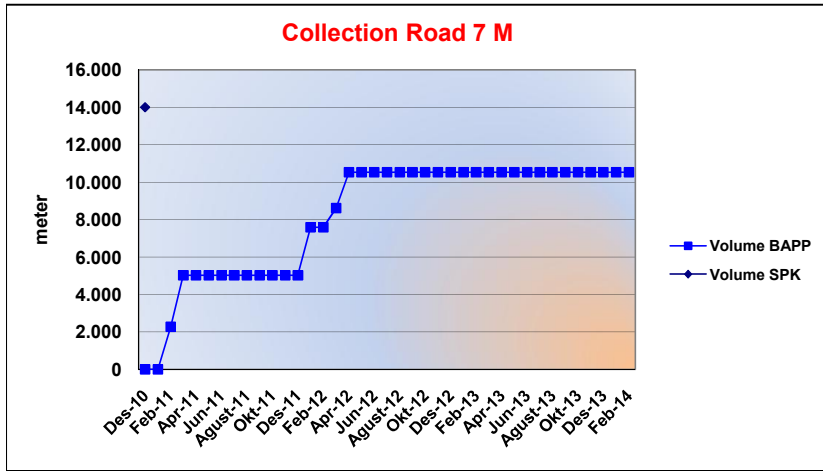
CLAIM SUMMARY - Kebun Bual-bual

Type of Work	SPK Vol (Meter)	Progress	%
Main Road 8 M	-	-	0,00%



Month	Monthly Progress	Accumulated
Des-10	-	-
Jan-11	-	-
Feb-11	-	-
Mar-11	-	-
Apr-11	-	-
Mei-11	-	-
Jun-11	-	-
Jul-11	-	-
Agust-11	-	-
Sep-11	-	-
Okt-11	-	-
Nop-11	-	-
Des-11	-	-
Jan-12	-	-
Feb-12	-	-
Mar-12	-	-
Apr-12	-	-
Mei-12	-	-
Jun-12	-	-
Jul-12	-	-
Agust-12	-	-
Sep-12	-	-
Okt-12	-	-
Nop-12	-	-
Des-12	-	-
Jan-13	-	-
Feb-13	-	-
Mar-13	-	-
Apr-13	-	-
Mei-13	-	-
Jun-13	-	-
Jul-13	-	-
Agust-13	-	-
Sep-13	-	-
Okt-13	-	-
Nop-13	-	-
Des-13	-	-
Jan-14	-	-
Feb-14	-	-

Type of Work	SPK Vol (Meter)	Progress	%
Collection Road 7 M	14.007,00	-	0,00%

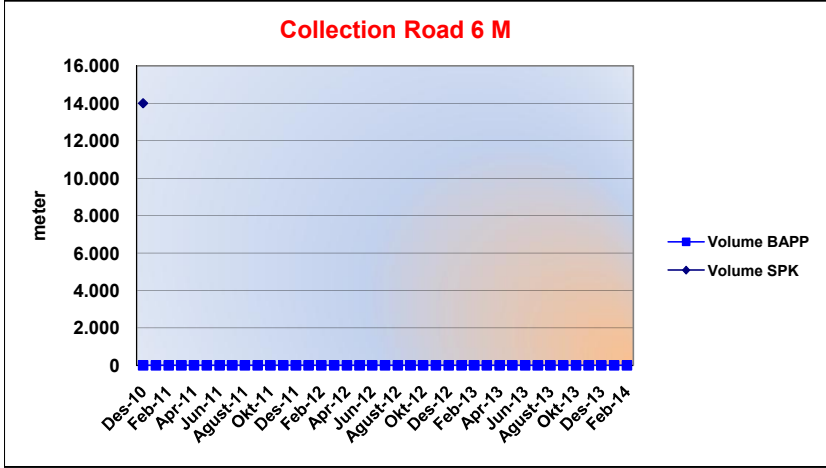


Month	Monthly Progress	Accumulated
Des-10	-	-
Jan-11	-	-
Feb-11	2.274,00	2.274,00
Mar-11	2.753,00	5.027,00
Apr-11	-	5.027,00
Mei-11	-	5.027,00
Jun-11	-	5.027,00
Jul-11	-	5.027,00
Agust-11	-	5.027,00
Sep-11	-	5.027,00
Okt-11	-	5.027,00
Nop-11	-	5.027,00
Des-11	-	5.027,00
Jan-12	2.570,00	7.597,00
Feb-12	-	7.597,00
Mar-12	1.017,00	8.614,00
Apr-12	1.922,00	10.536,00
Mei-12	-	10.536,00
Jun-12	-	10.536,00
Jul-12	-	10.536,00
Agust-12	-	10.536,00
Sep-12	-	10.536,00
Okt-12	-	10.536,00
Nop-12	-	10.536,00
Des-12	-	10.536,00
Jan-13	-	10.536,00
Feb-13	-	10.536,00
Mar-13	-	10.536,00
Apr-13	-	10.536,00
Mei-13	-	10.536,00
Jun-13	-	10.536,00
Jul-13	-	10.536,00
Agust-13	-	10.536,00
Sep-13	-	10.536,00
Okt-13	-	10.536,00
Nop-13	-	10.536,00
Des-13	-	10.536,00
Jan-14	-	10.536,00
Feb-14	-	10.536,00
	10.536,00	



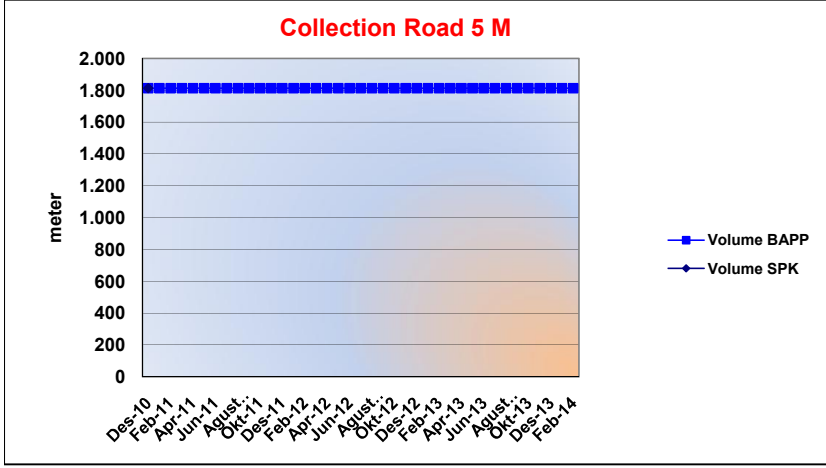
CLAIM SUMMARY - Kebun Bual-bual

Type of Work	SPK Vol (Meter)	Progress	%
Collection Road 6 M	-	-	0,00%



Month	Monthly Progress	Accumulated
Des-10	-	-
Jan-11	-	-
Feb-11	-	-
Mar-11	-	-
Apr-11	-	-
Mei-11	-	-
Jun-11	-	-
Jul-11	-	-
Agust-11	-	-
Sep-11	-	-
Okt-11	-	-
Nop-11	-	-
Des-11	-	-
Jan-12	-	-
Feb-12	-	-
Mar-12	-	-
Apr-12	-	-
Mei-12	-	-
Jun-12	-	-
Jul-12	-	-
Agust-12	-	-
Sep-12	-	-
Okt-12	-	-
Nop-12	-	-
Des-12	-	-
Jan-13	-	-
Feb-13	-	-
Mar-13	-	-
Apr-13	-	-
Mei-13	-	-
Jun-13	-	-
Jul-13	-	-
Agust-13	-	-
Sep-13	-	-
Okt-13	-	-
Nop-13	-	-
Des-13	-	-
Jan-14	-	-
Feb-14	-	-
	-	-

Type of Work	SPK Vol (Meter)	Progress	%
Collection Road 5 M	1.813,00	-	100,00%

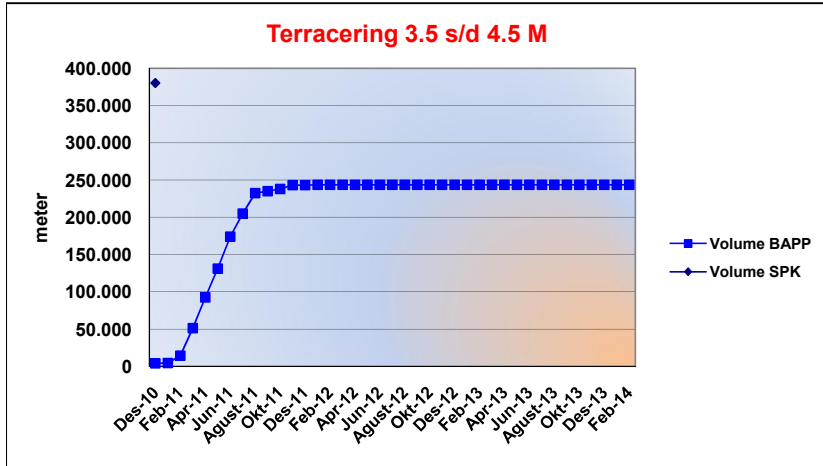


Month	Monthly Progress	Accumulated
Des-10	1.813,00	1.813,00
Jan-11	-	1.813,00
Feb-11	-	1.813,00
Mar-11	-	1.813,00
Apr-11	-	1.813,00
Mei-11	-	1.813,00
Jun-11	-	1.813,00
Jul-11	-	1.813,00
Agust-11	-	1.813,00
Sep-11	-	1.813,00
Okt-11	-	1.813,00
Nop-11	-	1.813,00
Des-11	-	1.813,00
Jan-12	-	1.813,00
Feb-12	-	1.813,00
Mar-12	-	1.813,00
Apr-12	-	1.813,00
Mei-12	-	1.813,00
Jun-12	-	1.813,00
Jul-12	-	1.813,00
Agust-12	-	1.813,00
Sep-12	-	1.813,00
Okt-12	-	1.813,00
Nop-12	-	1.813,00
Des-12	-	1.813,00
Jan-13	-	1.813,00
Feb-13	-	1.813,00
Mar-13	-	1.813,00
Apr-13	-	1.813,00
Mei-13	-	1.813,00
Jun-13	-	1.813,00
Jul-13	-	1.813,00
Agust-13	-	1.813,00
Sep-13	-	1.813,00
Okt-13	-	1.813,00
Nop-13	-	1.813,00
Des-13	-	1.813,00
Jan-14	-	1.813,00
Feb-14	-	1.813,00
	1.813,00	



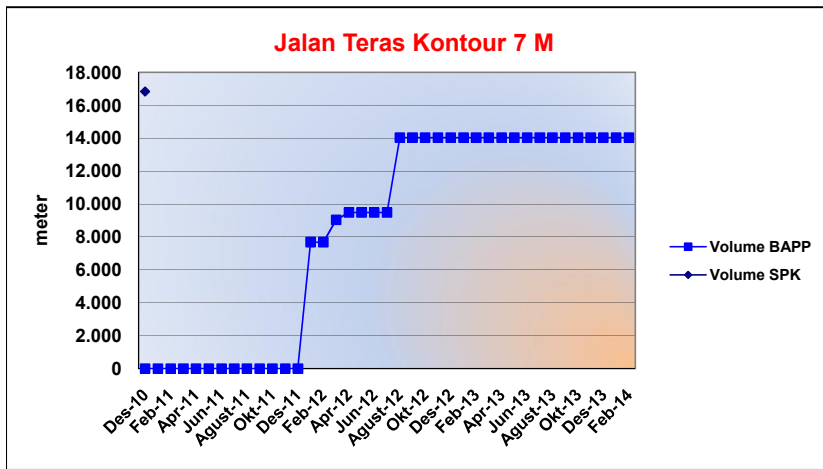
CLAIM SUMMARY - Kebun Bual-bual

Type of Work	SPK Vol (Meter)	Progress	%
Terracing 3,5 s/d 4,5 M	380.294,00	243.423,00	64,01%



Month	Monthly Progress	Accumulated
Des-10	3.845,00	3.845,00
Jan-11	372,00	4.217,00
Feb-11	9.804,00	14.021,00
Mar-11	37.057,00	51.078,00
Apr-11	41.190,00	92.268,00
Mei-11	38.489,00	130.757,00
Jun-11	43.154,00	173.911,00
Jul-11	31.060,00	204.971,00
Agust-11	27.233,00	232.204,00
Sep-11	2.550,00	234.754,00
Okt-11	3.162,00	237.916,00
Nop-11	5.031,00	242.947,00
Des-11	-	242.947,00
Jan-12	476,00	243.423,00
Feb-12	-	243.423,00
Mar-12	-	243.423,00
Apr-12	-	243.423,00
Mei-12	-	243.423,00
Jun-12	-	243.423,00
Jul-12	-	243.423,00
Agust-12	-	243.423,00
Sep-12	-	243.423,00
Okt-12	-	243.423,00
Nop-12	-	243.423,00
Des-12	-	243.423,00
Jan-13	-	243.423,00
Feb-13	-	243.423,00
Mar-13	-	243.423,00
Apr-13	-	243.423,00
Mei-13	-	243.423,00
Jun-13	-	243.423,00
Jul-13	-	243.423,00
Agust-13	-	243.423,00
Sep-13	-	243.423,00
Okt-13	-	243.423,00
Nop-13	-	243.423,00
Des-13	-	243.423,00
Jan-14	-	243.423,00
Feb-14	-	243.423,00
	243.423,00	

Type of Work	SPK Vol (Meter)	Progress	%
Jalan Teras Kontour 7 M	16.825,20	-	83,33%

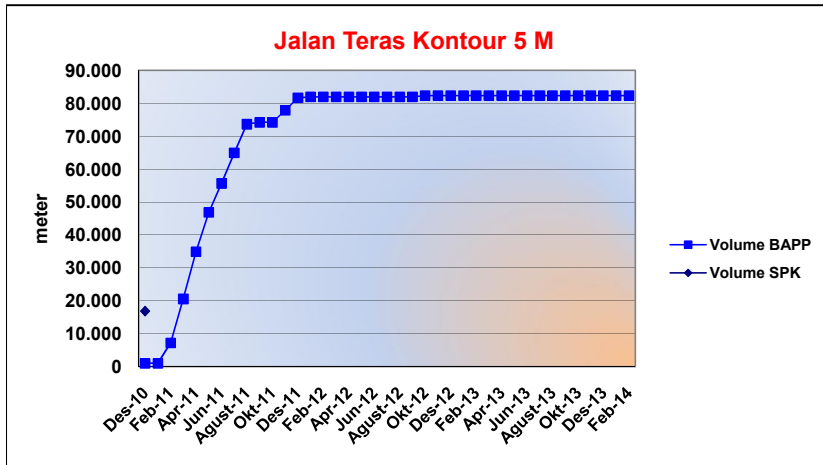


Month	Monthly Progress	Accumulated
Des-10	-	-
Jan-11	-	-
Feb-11	-	-
Mar-11	-	-
Apr-11	-	-
Mei-11	-	-
Jun-11	-	-
Jul-11	-	-
Agust-11	-	-
Sep-11	-	-
Okt-11	-	-
Nop-11	-	-
Des-11	-	-
Jan-12	7.679,00	7.679,00
Feb-12	-	7.679,00
Mar-12	1.350,00	9.029,00
Apr-12	456,00	9.485,00
Mei-12	-	9.485,00
Jun-12	-	9.485,00
Jul-12	-	9.485,00
Agust-12	4.536,00	14.021,00
Sep-12	-	14.021,00
Okt-12	-	14.021,00
Nop-12	-	14.021,00
Des-12	-	14.021,00
Jan-13	-	14.021,00
Feb-13	-	14.021,00
Mar-13	-	14.021,00
Apr-13	-	14.021,00
Mei-13	-	14.021,00
Jun-13	-	14.021,00
Jul-13	-	14.021,00
Agust-13	-	14.021,00
Sep-13	-	14.021,00
Okt-13	-	14.021,00
Nop-13	-	14.021,00
Des-13	-	14.021,00
Jan-14	-	14.021,00
Feb-14	-	14.021,00
	14.021,00	



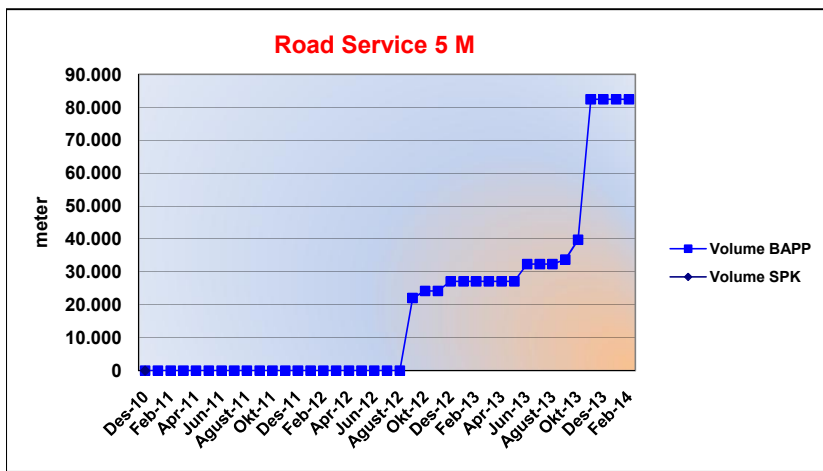
CLAIM SUMMARY - Kebun Bual-bual

Type of Work	SPK Vol (Meter)	Progress	%
Jalan Teras Kontour 5 M	16.825,20	-	83,33%



Month	Monthly Progress	Accumulated
Des-10	992,00	992,00
Jan-11	-	992,00
Feb-11	6.214,00	7.206,00
Mar-11	13.356,00	20.562,00
Apr-11	14.323,00	34.885,00
Mei-11	11.938,00	46.823,00
Jun-11	8.840,00	55.663,00
Jul-11	9.273,00	64.936,00
Agust-11	8.704,00	73.640,00
Sep-11	570,00	74.210,00
Okt-11	-	74.210,00
Nop-11	3.661,00	77.871,00
Des-11	3.826,00	81.697,00
Jan-12	239,00	81.936,00
Feb-12	-	81.936,00
Mar-12	-	81.936,00
Apr-12	-	81.936,00
Mei-12	-	81.936,00
Jun-12	-	81.936,00
Jul-12	-	81.936,00
Agust-12	-	81.936,00
Sep-12	-	81.936,00
Okt-12	395,00	82.331,00
Nop-12	-	82.331,00
Des-12	-	82.331,00
Jan-13	-	82.331,00
Feb-13	-	82.331,00
Mar-13	-	82.331,00
Apr-13	-	82.331,00
Mei-13	-	82.331,00
Jun-13	-	82.331,00
Jul-13	-	82.331,00
Agust-13	-	82.331,00
Sep-13	-	82.331,00
Okt-13	-	82.331,00
Nop-13	-	82.331,00
Des-13	-	82.331,00
Jan-14	-	82.331,00
Feb-14	-	82.331,00
	81.339,00	

Type of Work	SPK Vol (Meter)	Progress	%
Road Service 5 M	-	82.399,00	0,00%

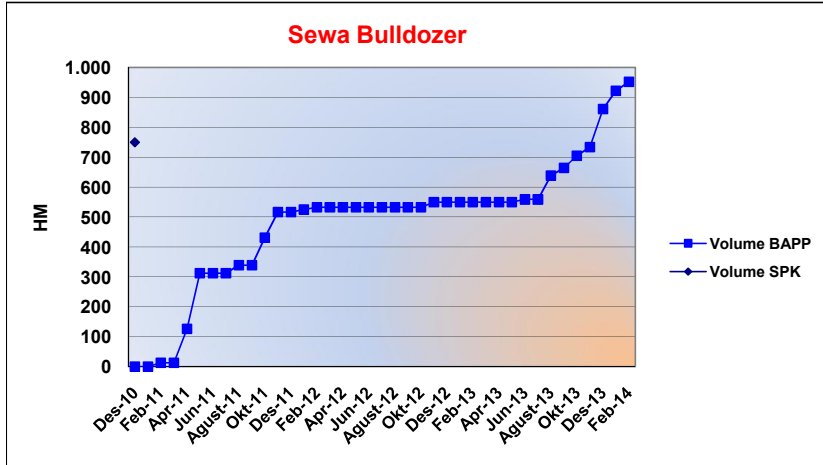


Month	Monthly Progress	Accumulated
Des-10	-	-
Jan-11	-	-
Feb-11	-	-
Mar-11	-	-
Apr-11	-	-
Mei-11	-	-
Jun-11	-	-
Jul-11	-	-
Agust-11	-	-
Sep-11	-	-
Okt-11	-	-
Nop-11	-	-
Des-11	-	-
Jan-12	-	-
Feb-12	-	-
Mar-12	-	-
Apr-12	-	-
Mei-12	-	-
Jun-12	-	-
Jul-12	-	-
Agust-12	-	-
Sep-12	22.092,00	22.092,00
Okt-12	2.095,00	24.187,00
Nop-12	-	24.187,00
Des-12	2.929,00	27.116,00
Jan-13	-	27.116,00
Feb-13	-	27.116,00
Mar-13	-	27.116,00
Apr-13	-	27.116,00
Mei-13	-	27.116,00
Jun-13	5.265,00	32.381,00
Jul-13	-	32.381,00
Agust-13	-	32.381,00
Sep-13	1.328,00	33.709,00
Okt-13	6.072,00	39.781,00
Nop-13	42.618,00	82.399,00
Des-13	-	82.399,00
Jan-14	-	82.399,00
Feb-14	-	82.399,00
	82.399,00	



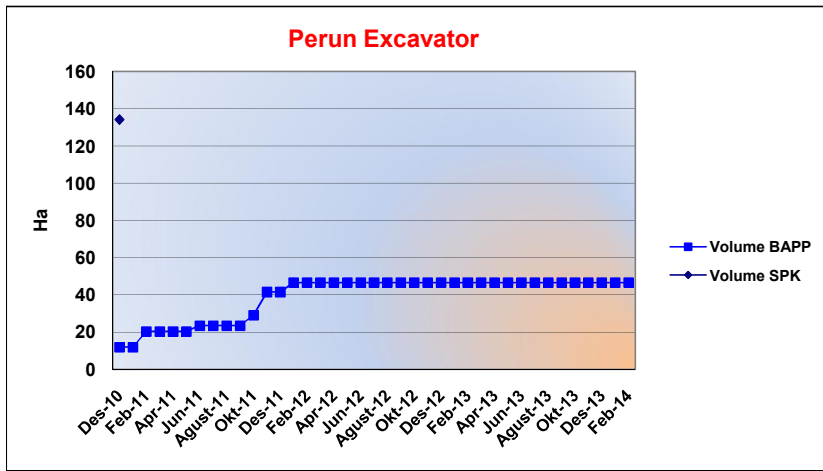
CLAIM SUMMARY - Kebun Bual-bual

Type of Work	SPK Vol (HM)	Progress	%
Sewa Bulldozer	750,30	860,79	126,85%



Month	Monthly Progress	Accumulated
Des-10	-	-
Jan-11	-	-
Feb-11	12,60	12,60
Mar-11	-	12,60
Apr-11	113,60	126,20
Mei-11	186,10	312,30
Jun-11	-	312,30
Jul-11	-	312,30
Agust-11	27,00	339,30
Sep-11	-	339,30
Okt-11	91,90	431,20
Nop-11	85,30	516,50
Des-11	-	516,50
Jan-12	8,80	525,30
Feb-12	7,50	532,80
Mar-12	-	532,80
Apr-12	-	532,80
Mei-12	-	532,80
Jun-12	-	532,80
Jul-12	-	532,80
Agust-12	-	532,80
Sep-12	-	532,80
Okt-12	-	532,80
Nop-12	16,99	549,79
Des-12	-	549,79
Jan-13	-	549,79
Feb-13	-	549,79
Mar-13	-	549,79
Apr-13	-	549,79
Mei-13	-	549,79
Jun-13	9,00	558,79
Jul-13	-	558,79
Agust-13	80,00	638,79
Sep-13	25,00	663,79
Okt-13	41,00	704,79
Nop-13	29,00	733,79
Des-13	127,00	860,79
Jan-14	61,00	921,79
Feb-14	30,00	951,79
	860,79	

Type of Work	SPK Vol (Ha)	Progress	%
Perun Excavator	134,19	46,63	34,75%

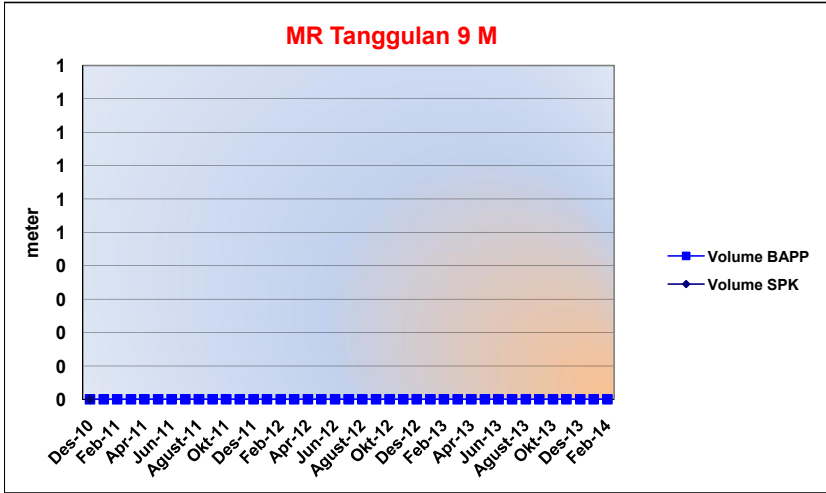


Month	Monthly Progress	Accumulated
Des-10	12,00	12,00
Jan-11	-	12,00
Feb-11	8,40	20,40
Mar-11	-	20,40
Apr-11	-	20,40
Mei-11	-	20,40
Jun-11	3,10	23,50
Jul-11	-	23,50
Agust-11	-	23,50
Sep-11	-	23,50
Okt-11	5,70	29,20
Nop-11	12,39	41,59
Des-11	-	41,59
Jan-12	5,04	46,63
Feb-12	-	46,63
Mar-12	-	46,63
Apr-12	-	46,63
Mei-12	-	46,63
Jun-12	-	46,63
Jul-12	-	46,63
Agust-12	-	46,63
Sep-12	-	46,63
Okt-12	-	46,63
Nop-12	-	46,63
Des-12	-	46,63
Jan-13	-	46,63
Feb-13	-	46,63
Mar-13	-	46,63
Apr-13	-	46,63
Mei-13	-	46,63
Jun-13	-	46,63
Jul-13	-	46,63
Agust-13	-	46,63
Sep-13	-	46,63
Okt-13	-	46,63
Nop-13	-	46,63
Des-13	-	46,63
Jan-14	-	46,63
Feb-14	-	46,63
	46,63	



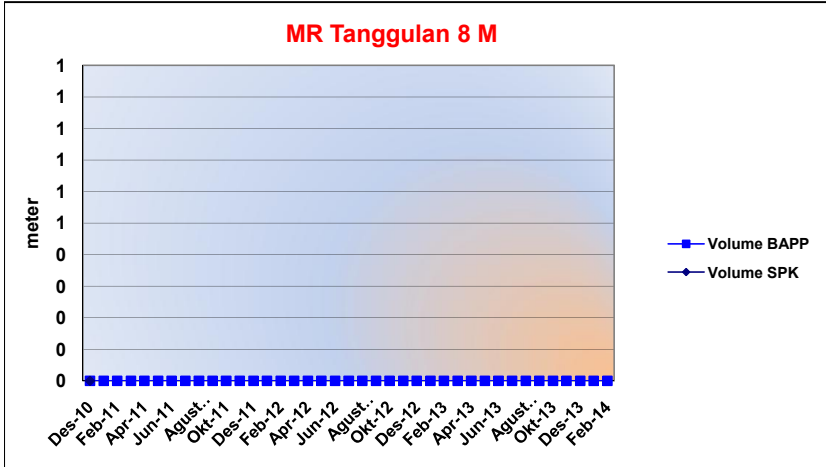
CLAIM SUMMARY - Kebun Bual-bual

Type of Work	SPK Vol (Meter)	Progress	%
MR Tanggulan 9 M	-	-	0,00%



Month	Monthly Progress	Accumulated
Des-10	-	-
Jan-11	-	-
Feb-11	-	-
Mar-11	-	-
Apr-11	-	-
Mei-11	-	-
Jun-11	-	-
Jul-11	-	-
Agust-11	-	-
Sep-11	-	-
Oktober-11	-	-
Nop-11	-	-
Des-11	-	-
Jan-12	-	-
Feb-12	-	-
Mar-12	-	-
Apr-12	-	-
Mei-12	-	-
Jun-12	-	-
Jul-12	-	-
Agust-12	-	-
Sep-12	-	-
Oktober-12	-	-
Nop-12	-	-
Des-12	-	-
Jan-13	-	-
Feb-13	-	-
Mar-13	-	-
Apr-13	-	-
Mei-13	-	-
Jun-13	-	-
Jul-13	-	-
Agust-13	-	-
Sep-13	-	-
Oktober-13	-	-
Nop-13	-	-
Des-13	-	-
Jan-14	-	-
Feb-14	-	-

Type of Work	SPK Vol (Meter)	Progress	%
MR Tanggulan 8 M	-	-	0,00%

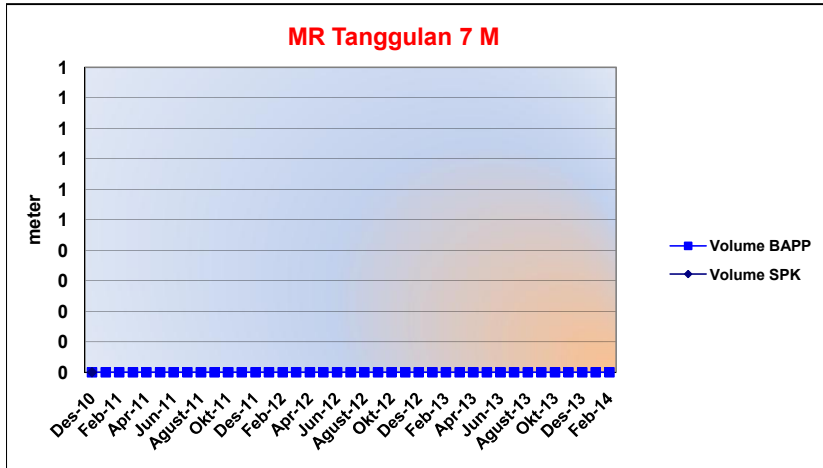


Month	Monthly Progress	Accumulated
Des-10	-	-
Jan-11	-	-
Feb-11	-	-
Mar-11	-	-
Apr-11	-	-
Mei-11	-	-
Jun-11	-	-
Jul-11	-	-
Agust-11	-	-
Sep-11	-	-
Oktober-11	-	-
Nop-11	-	-
Des-11	-	-
Jan-12	-	-
Feb-12	-	-
Mar-12	-	-
Apr-12	-	-
Mei-12	-	-
Jun-12	-	-
Jul-12	-	-
Agust-12	-	-
Sep-12	-	-
Oktober-12	-	-
Nop-12	-	-
Des-12	-	-
Jan-13	-	-
Feb-13	-	-
Mar-13	-	-
Apr-13	-	-
Mei-13	-	-
Jun-13	-	-
Jul-13	-	-
Agust-13	-	-
Sep-13	-	-
Oktober-13	-	-
Nop-13	-	-
Des-13	-	-
Jan-14	-	-
Feb-14	-	-



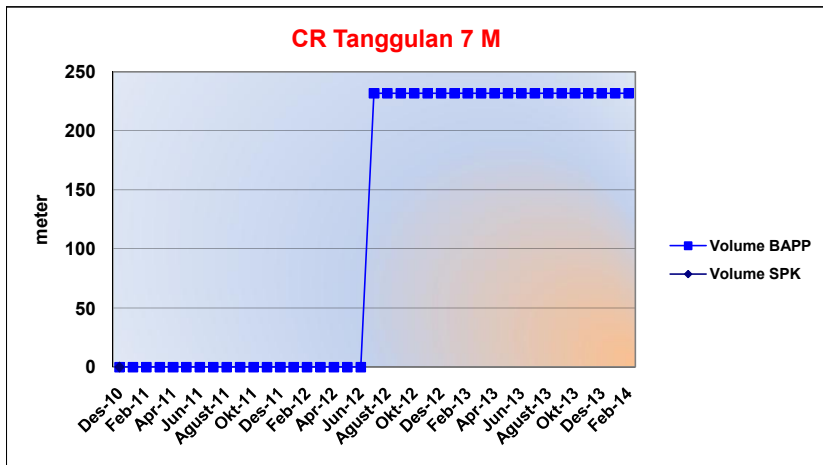
CLAIM SUMMARY - Kebun Bual-bual

Type of Work	SPK Vol (Meter)	Progress	%
MR Tanggulan 7 M	-	-	0,00%



Month	Monthly Progress	Accumulated
Des-10	-	-
Jan-11	-	-
Feb-11	-	-
Mar-11	-	-
Apr-11	-	-
Mei-11	-	-
Jun-11	-	-
Jul-11	-	-
Agust-11	-	-
Sep-11	-	-
Okt-11	-	-
Nop-11	-	-
Des-11	-	-
Jan-12	-	-
Feb-12	-	-
Mar-12	-	-
Apr-12	-	-
Mei-12	-	-
Jun-12	-	-
Jul-12	-	-
Agust-12	-	-
Sep-12	-	-
Okt-12	-	-
Nop-12	-	-
Des-12	-	-
Jan-13	-	-
Feb-13	-	-
Mar-13	-	-
Apr-13	-	-
Mei-13	-	-
Jun-13	-	-
Jul-13	-	-
Agust-13	-	-
Sep-13	-	-
Okt-13	-	-
Nop-13	-	-
Des-13	-	-
Jan-14	-	-
Feb-14	-	-
	-	-

Type of Work	SPK Vol (Meter)	Progress	%
CR Tanggulan 7 M	-	232,00	0,00%

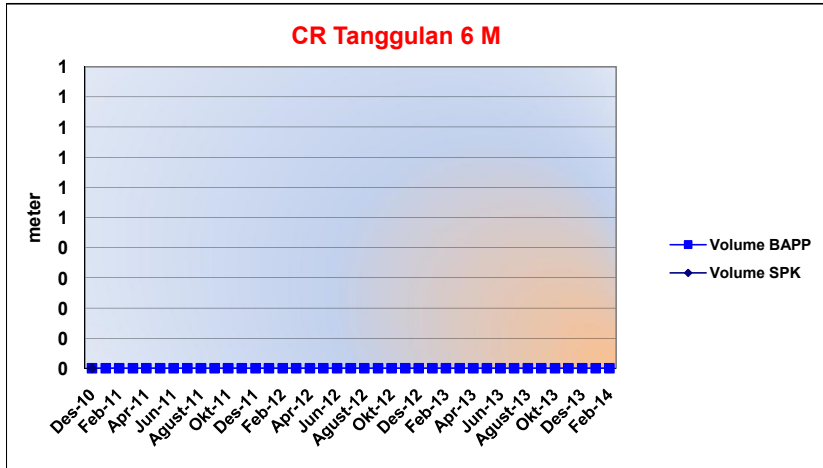


Month	Monthly Progress	Accumulated
Des-10	-	-
Jan-11	-	-
Feb-11	-	-
Mar-11	-	-
Apr-11	-	-
Mei-11	-	-
Jun-11	-	-
Jul-11	-	-
Agust-11	-	-
Sep-11	-	-
Okt-11	-	-
Nop-11	-	-
Des-11	-	-
Jan-12	-	-
Feb-12	-	-
Mar-12	-	-
Apr-12	-	-
Mei-12	-	-
Jun-12	-	-
Jul-12	232,00	232,00
Agust-12	-	232,00
Sep-12	-	232,00
Okt-12	-	232,00
Nop-12	-	232,00
Des-12	-	232,00
Jan-13	-	232,00
Feb-13	-	232,00
Mar-13	-	232,00
Apr-13	-	232,00
Mei-13	-	232,00
Jun-13	-	232,00
Jul-13	-	232,00
Agust-13	-	232,00
Sep-13	-	232,00
Okt-13	-	232,00
Nop-13	-	232,00
Des-13	-	232,00
Jan-14	-	232,00
Feb-14	-	232,00
	232,00	



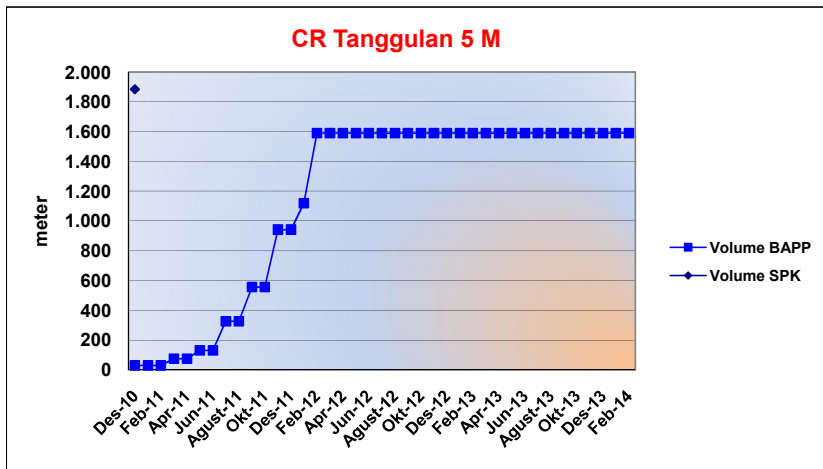
CLAIM SUMMARY - Kebun Bual-bual

Type of Work	SPK Vol (Meter)	Progress	%
CR Tanggulan 6 M	-	-	0,00%



Month	Monthly Progress	Accumulated
Des-10	-	-
Jan-11	-	-
Feb-11	-	-
Mar-11	-	-
Apr-11	-	-
Mei-11	-	-
Jun-11	-	-
Jul-11	-	-
Agust-11	-	-
Sep-11	-	-
Okt-11	-	-
Nop-11	-	-
Des-11	-	-
Jan-12	-	-
Feb-12	-	-
Mar-12	-	-
Apr-12	-	-
Mei-12	-	-
Jun-12	-	-
Jul-12	-	-
Agust-12	-	-
Sep-12	-	-
Okt-12	-	-
Nop-12	-	-
Des-12	-	-
Jan-13	-	-
Feb-13	-	-
Mar-13	-	-
Apr-13	-	-
Mei-13	-	-
Jun-13	-	-
Jul-13	-	-
Agust-13	-	-
Sep-13	-	-
Okt-13	-	-
Nop-13	-	-
Des-13	-	-
Jan-14	-	-
Feb-14	-	-
	-	-

Type of Work	SPK Vol (Meter)	Progress	%
CR Tanggulan 5 M	1.884,00	1.590,00	84,39%

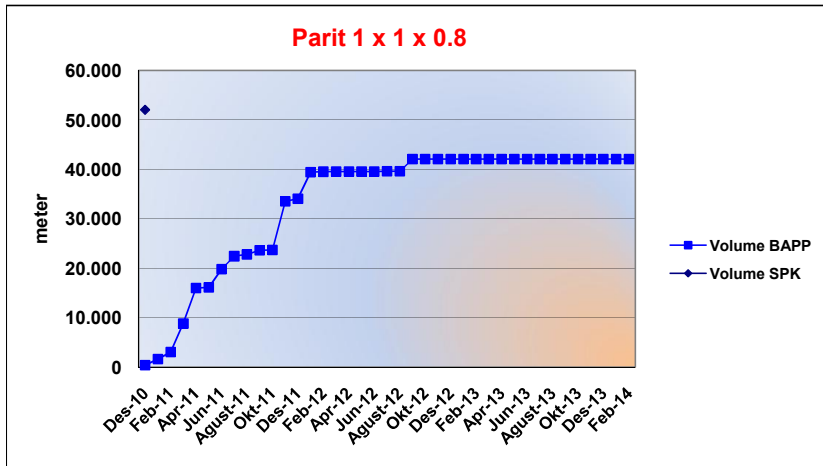


Month	Monthly Progress	Accumulated
Des-10	30,00	30,00
Jan-11	-	30,00
Feb-11	-	30,00
Mar-11	45,00	75,00
Apr-11	-	75,00
Mei-11	55,00	130,00
Jun-11	-	130,00
Jul-11	196,00	326,00
Agust-11	-	326,00
Sep-11	230,00	556,00
Okt-11	-	556,00
Nop-11	386,00	942,00
Des-11	-	942,00
Jan-12	177,00	1.119,00
Feb-12	471,00	1.590,00
Mar-12	-	1.590,00
Apr-12	-	1.590,00
Mei-12	-	1.590,00
Jun-12	-	1.590,00
Jul-12	-	1.590,00
Agust-12	-	1.590,00
Sep-12	-	1.590,00
Okt-12	-	1.590,00
Nop-12	-	1.590,00
Des-12	-	1.590,00
Jan-13	-	1.590,00
Feb-13	-	1.590,00
Mar-13	-	1.590,00
Apr-13	-	1.590,00
Mei-13	-	1.590,00
Jun-13	-	1.590,00
Jul-13	-	1.590,00
Agust-13	-	1.590,00
Sep-13	-	1.590,00
Okt-13	-	1.590,00
Nop-13	-	1.590,00
Des-13	-	1.590,00
Jan-14	-	1.590,00
Feb-14	-	1.590,00
	1.590,00	



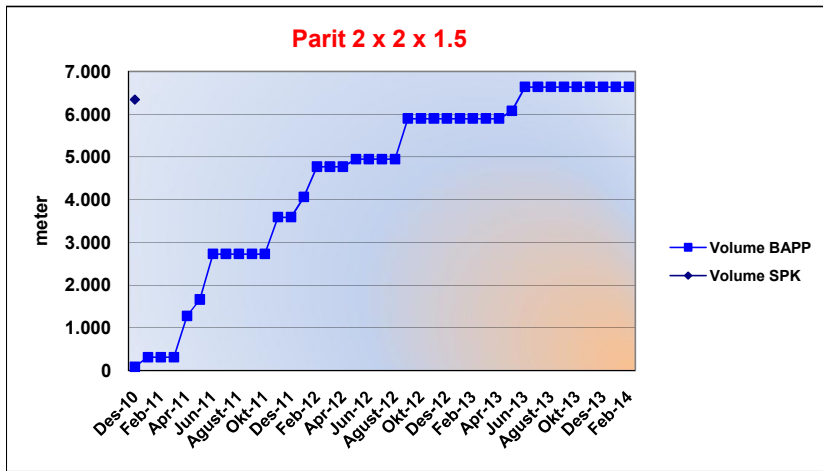
CLAIM SUMMARY - Kebun Bual-bual

Type of Work	SPK Vol (Meter)	Progress	%
Parit 1 x 1 x 0,8	52.061,00	42.094,15	80,86%



Month	Monthly Progress	Accumulated
Des-10	386,00	386,00
Jan-11	1.203,00	1.589,00
Feb-11	1.430,15	3.019,15
Mar-11	5.769,00	8.788,15
Apr-11	7.206,00	15.994,15
Mei-11	112,00	16.106,15
Jun-11	3.734,00	19.840,15
Jul-11	2.600,00	22.440,15
Agust-11	347,00	22.787,15
Sep-11	865,00	23.652,15
Okt-11	51,00	23.703,15
Nop-11	9.837,00	33.540,15
Des-11	536,00	34.076,15
Jan-12	5.359,00	39.435,15
Feb-12	107,00	39.542,15
Mar-12	47,00	39.589,15
Apr-12	-	39.589,15
Mei-12	-	39.589,15
Jun-12	-	39.589,15
Jul-12	70,00	39.659,15
Agust-12	-	39.659,15
Sep-12	2.435,00	42.094,15
Okt-12	-	42.094,15
Nop-12	-	42.094,15
Des-12	-	42.094,15
Jan-13	-	42.094,15
Feb-13	-	42.094,15
Mar-13	-	42.094,15
Apr-13	-	42.094,15
Mei-13	-	42.094,15
Jun-13	-	42.094,15
Jul-13	-	42.094,15
Agust-13	-	42.094,15
Sep-13	-	42.094,15
Okt-13	-	42.094,15
Nop-13	-	42.094,15
Des-13	-	42.094,15
Jan-14	-	42.094,15
Feb-14	-	42.094,15
	42.094,15	

Type of Work	SPK Vol (Meter)	Progress	%
Parit 2 x 2 x 1,5	6.342,00	6.639,00	104,68%




Month	Monthly Progress	Accumulated
Des-10	86,00	86,00
Jan-11	224,00	310,00
Feb-11	-	310,00
Mar-11	-	310,00
Apr-11	965,00	1.275,00
Mei-11	387,00	1.662,00
Jun-11	1.065,00	2.727,00
Jul-11	-	2.727,00
Agust-11	-	2.727,00
Sep-11	-	2.727,00
Okt-11	-	2.727,00
Nop-11	861,00	3.588,00
Des-11	-	3.588,00
Jan-12	473,00	4.061,00
Feb-12	710,00	4.771,00
Mar-12	-	4.771,00
Apr-12	-	4.771,00
Mei-12	178,00	4.949,00
Jun-12	-	4.949,00
Jul-12	-	4.949,00
Agust-12	-	4.949,00
Sep-12	950,00	5.899,00
Okt-12	-	5.899,00
Nop-12	-	5.899,00
Des-12	-	5.899,00
Jan-13	-	5.899,00
Feb-13	-	5.899,00
Mar-13	-	5.899,00
Apr-13	-	5.899,00
Mei-13	181,00	6.080,00
Jun-13	559,00	6.639,00
Jul-13	-	6.639,00
Agust-13	-	6.639,00
Sep-13	-	6.639,00
Okt-13	-	6.639,00
Nop-13	-	6.639,00
Des-13	-	6.639,00
Jan-14	-	6.639,00
Feb-14	-	6.639,00
	6.639,00	



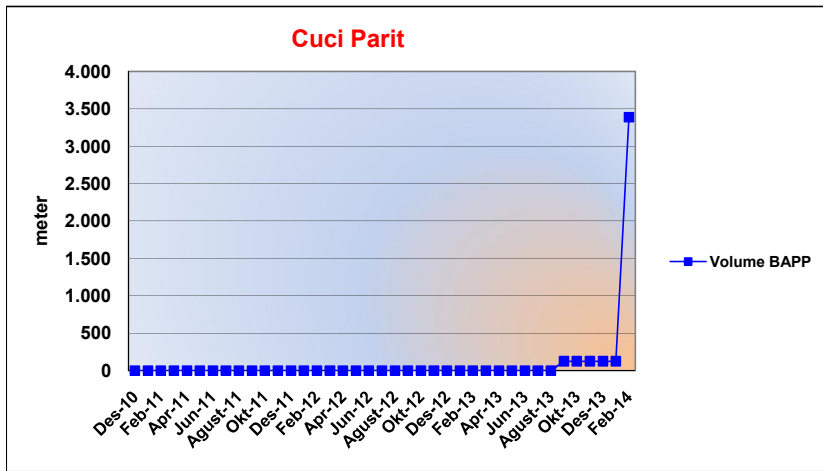
CLAIM SUMMARY - Kebun Bual-bual

Type of Work	SPK Vol (Meter)	Progress	%
Parit 4 x 4 x 3	1.487,59	1.521,53	102,28%



Month	Monthly Progress	Accumulated
Des-10	-	-
Jan-11	-	-
Feb-11	602,53	602,53
Mar-11	394,00	996,53
Apr-11	-	996,53
Mei-11	-	996,53
Jun-11	-	996,53
Jul-11	-	996,53
Agust-11	-	996,53
Sep-11	-	996,53
Okt-11	-	996,53
Nop-11	-	996,53
Des-11	-	996,53
Jan-12	-	996,53
Feb-12	-	996,53
Mar-12	-	996,53
Apr-12	-	996,53
Mei-12	-	996,53
Jun-12	-	996,53
Jul-12	-	996,53
Agust-12	-	996,53
Sep-12	-	996,53
Okt-12	525,00	1.521,53
Nop-12	-	1.521,53
Des-12	-	1.521,53
Jan-13	-	1.521,53
Feb-13	-	1.521,53
Mar-13	-	1.521,53
Apr-13	-	1.521,53
Mei-13	-	1.521,53
Jun-13	-	1.521,53
Jul-13	-	1.521,53
Agust-13	-	1.521,53
Sep-13	-	1.521,53
Okt-13	-	1.521,53
Nop-13	-	1.521,53
Des-13	-	1.521,53
Jan-14	-	1.521,53
Feb-14	-	1.521,53
	1.521,53	

Type of Work	SPK Vol (Meter)	Progress	%
Cuci Parit	-	-	0,00%

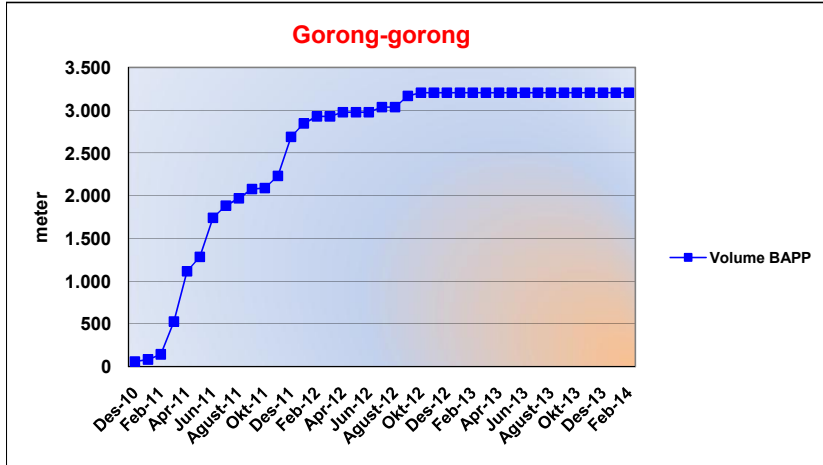


Month	Monthly Progress	Accumulated
Des-10	-	-
Jan-11	-	-
Feb-11	-	-
Mar-11	-	-
Apr-11	-	-
Mei-11	-	-
Jun-11	-	-
Jul-11	-	-
Agust-11	-	-
Sep-11	-	-
Okt-11	-	-
Nop-11	-	-
Des-11	-	-
Jan-12	-	-
Feb-12	-	-
Mar-12	-	-
Apr-12	-	-
Mei-12	-	-
Jun-12	-	-
Jul-12	-	-
Agust-12	-	-
Sep-12	-	-
Okt-12	-	-
Nop-12	-	-
Des-12	-	-
Jan-13	-	-
Feb-13	-	-
Mar-13	-	-
Apr-13	-	-
Mei-13	-	-
Jun-13	-	-
Jul-13	-	-
Agust-13	-	-
Sep-13	126,00	126,00
Okt-13	-	126,00
Nop-13	-	126,00
Des-13	-	126,00
Jan-14	-	126,00
Feb-14	3.263,00	3.389,00
	126,00	



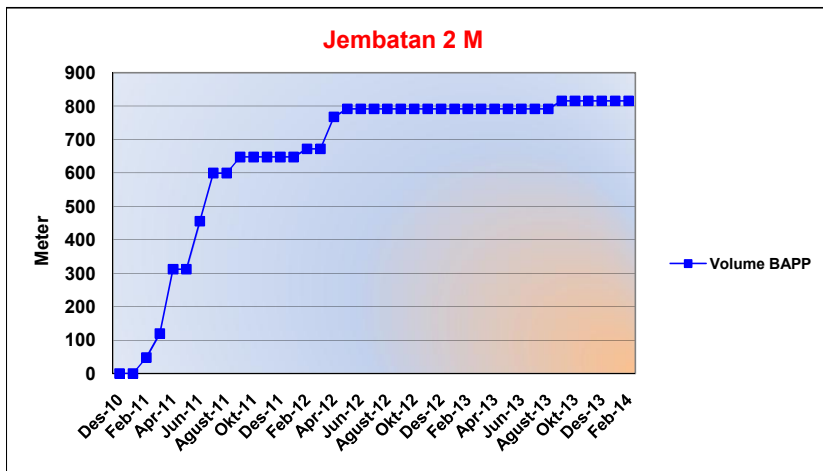
CLAIM SUMMARY - Kebun Bual-bual

Type of Work	SPK Vol (Meter)	Progress	%
Gorong-gorong	6.648,00	3.204,00	48,19%



Month	Monthly Progress	Accumulated
Des-10	60,00	60,00
Jan-11	24,00	84,00
Feb-11	60,00	144,00
Mar-11	384,00	528,00
Apr-11	588,00	1.116,00
Mei-11	168,00	1.284,00
Jun-11	456,00	1.740,00
Jul-11	144,00	1.884,00
Agust-11	84,00	1.968,00
Sep-11	108,00	2.076,00
Oktober-11	12,00	2.088,00
Nop-11	144,00	2.232,00
Des-11	456,00	2.688,00
Jan-12	156,00	2.844,00
Feb-12	84,00	2.928,00
Mar-12	-	2.928,00
Apr-12	48,00	2.976,00
Mei-12	-	2.976,00
Jun-12	-	2.976,00
Jul-12	60,00	3.036,00
Agust-12	-	3.036,00
Sep-12	132,00	3.168,00
Oktober-12	36,00	3.204,00
Nop-12	-	3.204,00
Des-12	-	3.204,00
Jan-13	-	3.204,00
Feb-13	-	3.204,00
Mar-13	-	3.204,00
Apr-13	-	3.204,00
Mei-13	-	3.204,00
Jun-13	-	3.204,00
Jul-13	-	3.204,00
Agust-13	-	3.204,00
Sep-13	-	3.204,00
Oktober-13	-	3.204,00
Nop-13	-	3.204,00
Des-13	-	3.204,00
Jan-14	-	3.204,00
Feb-14	-	3.204,00
	3.204,00	

Type of Work	SPK Vol (Meter)	Progress	%
Jembatan 2 M	1.500,00	816,00	54,40%

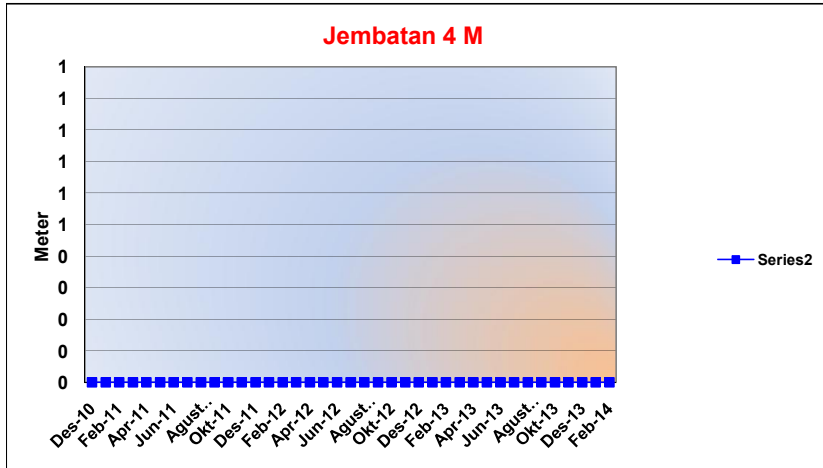


Month	Monthly Progress	Accumulated
Des-10	-	-
Jan-11	-	-
Feb-11	48,00	48,00
Mar-11	72,00	120,00
Apr-11	192,00	312,00
Mei-11	-	312,00
Jun-11	144,00	456,00
Jul-11	144,00	600,00
Agust-11	-	600,00
Sep-11	48,00	648,00
Oktober-11	-	648,00
Nop-11	-	648,00
Des-11	-	648,00
Jan-12	-	648,00
Feb-12	24,00	672,00
Mar-12	-	672,00
Apr-12	96,00	768,00
Mei-12	24,00	792,00
Jun-12	-	792,00
Jul-12	-	792,00
Agust-12	-	792,00
Sep-12	-	792,00
Oktober-12	-	792,00
Nop-12	-	792,00
Des-12	-	792,00
Jan-13	-	792,00
Feb-13	-	792,00
Mar-13	-	792,00
Apr-13	-	792,00
Mei-13	-	792,00
Jun-13	-	792,00
Jul-13	-	792,00
Agust-13	-	792,00
Sep-13	24,00	816,00
Oktober-13	-	816,00
Nop-13	-	816,00
Des-13	-	816,00
Jan-14	-	816,00
Feb-14	-	816,00
	816,00	



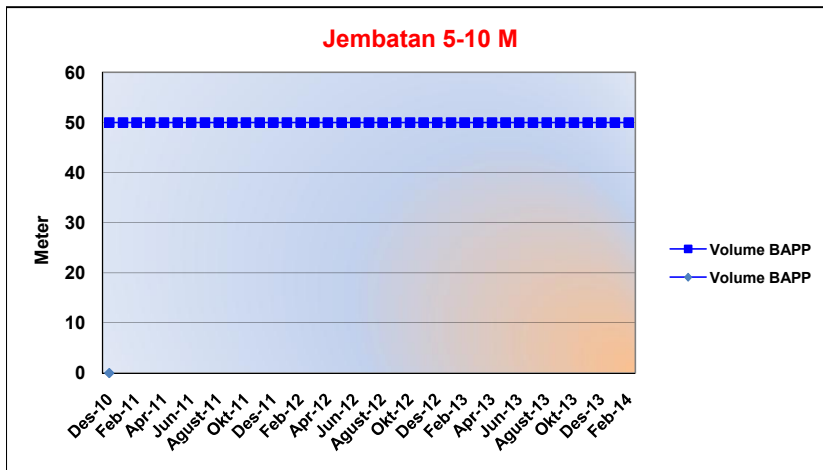
CLAIM SUMMARY - Kebun Bual-bual

Type of Work	SPK Vol (Meter)	Progress	%
Jembatan 4 M	300,00	-	0,00%



Month	Monthly Progress	Accumulated
Des-10	-	-
Jan-11	-	-
Feb-11	-	-
Mar-11	-	-
Apr-11	-	-
Mei-11	-	-
Jun-11	-	-
Jul-11	-	-
Agust-11	-	-
Sep-11	-	-
Okt-11	-	-
Nop-11	-	-
Des-11	-	-
Jan-12	-	-
Feb-12	-	-
Mar-12	-	-
Apr-12	-	-
Mei-12	-	-
Jun-12	-	-
Jul-12	-	-
Agust-12	-	-
Sep-12	-	-
Okt-12	-	-
Nop-12	-	-
Des-12	-	-
Jan-13	-	-
Feb-13	-	-
Mar-13	-	-
Apr-13	-	-
Mei-13	-	-
Jun-13	-	-
Jul-13	-	-
Agust-13	-	-
Sep-13	-	-
Okt-13	-	-
Nop-13	-	-
Des-13	-	-
Jan-14	-	-
Feb-14	-	-
	-	-

Type of Work	SPK Vol (HM)	Progress	%
Jembatan 5-10 M	-	50,00	0,00%

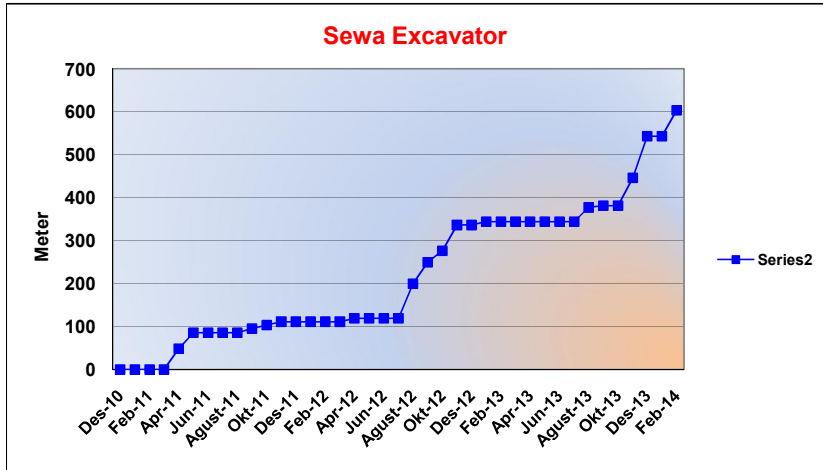


Month	Monthly Progress	Accumulated
Des-10	50,00	50,00
Jan-11	-	50,00
Feb-11	-	50,00
Mar-11	-	50,00
Apr-11	-	50,00
Mei-11	-	50,00
Jun-11	-	50,00
Jul-11	-	50,00
Agust-11	-	50,00
Sep-11	-	50,00
Okt-11	-	50,00
Nop-11	-	50,00
Des-11	-	50,00
Jan-12	-	50,00
Feb-12	-	50,00
Mar-12	-	50,00
Apr-12	-	50,00
Mei-12	-	50,00
Jun-12	-	50,00
Jul-12	-	50,00
Agust-12	-	50,00
Sep-12	-	50,00
Okt-12	-	50,00
Nop-12	-	50,00
Des-12	-	50,00
Jan-13	-	50,00
Feb-13	-	50,00
Mar-13	-	50,00
Apr-13	-	50,00
Mei-13	-	50,00
Jun-13	-	50,00
Jul-13	-	50,00
Agust-13	-	50,00
Sep-13	-	50,00
Okt-13	-	50,00
Nop-13	-	50,00
Des-13	-	50,00
Jan-14	-	50,00
Feb-14	-	50,00
	50,00	50,00



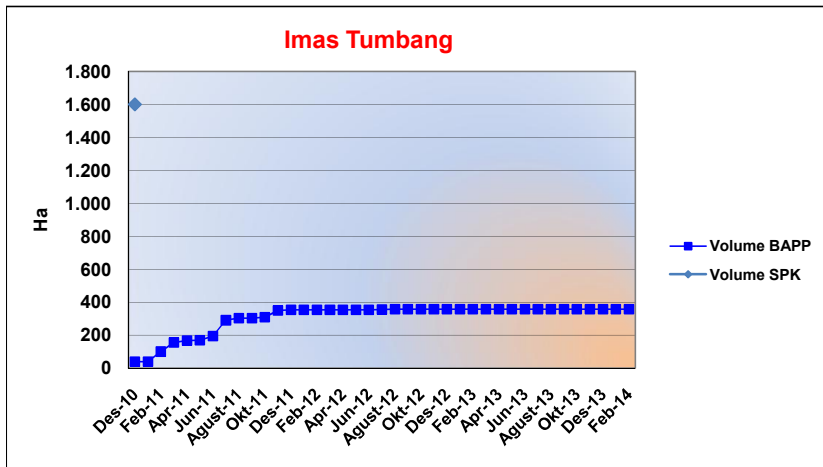
CLAIM SUMMARY - Kebun Bual-bual

Type of Work	SPK Vol (Meter)	Progress	%
Sewa Excavator	-	603,30	0,00%



Month	Monthly Progress	Accumulated
Des-10	-	-
Jan-11	-	-
Feb-11	-	-
Mar-11	-	-
Apr-11	48,10	48,10
Mei-11	37,40	85,50
Jun-11	-	85,50
Jul-11	-	85,50
Agust-11	-	85,50
Sep-11	9,80	95,30
Okt-11	8,00	103,30
Nop-11	8,00	111,30
Des-11	-	111,30
Jan-12	-	111,30
Feb-12	-	111,30
Mar-12	-	111,30
Apr-12	8,00	119,30
Mei-12	-	119,30
Jun-12	-	119,30
Jul-12	-	119,30
Agust-12	80,00	199,30
Sep-12	50,00	249,30
Okt-12	27,00	276,30
Nop-12	60,00	336,30
Des-12	-	336,30
Jan-13	8,00	344,30
Feb-13	-	344,30
Mar-13	-	344,30
Apr-13	-	344,30
Mei-13	-	344,30
Jun-13	-	344,30
Jul-13	-	344,30
Agust-13	33,00	377,30
Sep-13	4,00	381,30
Okt-13	-	381,30
Nop-13	65,00	446,30
Des-13	97,00	543,30
Jan-14	-	543,30
Feb-14	60,00	603,30
	603,30	

Type of Work	SPK Vol (Ha)	Progress	%
Imas Tumbang	1.600,85	356,67	22,28%



Month	Monthly Progress	Accumulated
Des-10	38,00	38,00
Jan-11	-	38,00
Feb-11	61,02	99,02
Mar-11	56,00	155,02
Apr-11	10,38	165,40
Mei-11	2,04	167,44
Jun-11	26,70	194,14
Jul-11	95,70	289,84
Agust-11	12,16	302,00
Sep-11	-	302,00
Okt-11	5,70	307,70
Nop-11	42,04	349,74
Des-11	3,47	353,21
Jan-12	-	353,21
Feb-12	-	353,21
Mar-12	-	353,21
Apr-12	-	353,21
Mei-12	-	353,21
Jun-12	-	353,21
Jul-12	1,70	354,91
Agust-12	1,76	356,67
Sep-12	-	356,67
Okt-12	-	356,67
Nop-12	-	356,67
Des-12	-	356,67
Jan-13	-	356,67
Feb-13	-	356,67
Mar-13	-	356,67
Apr-13	-	356,67
Mei-13	-	356,67
Jun-13	-	356,67
Jul-13	-	356,67
Agust-13	-	356,67
Sep-13	-	356,67
Okt-13	-	356,67
Nop-13	-	356,67
Des-13	-	356,67
Jan-14	-	356,67
Feb-14	-	356,67
	356,67	



CLAIM SUMMARY - Kebun Bual-bual

Type of Work	SPK Vol (Ha)	Progress	%
Perataan Tanah	-	-	0,00%



Month	Monthly Progress	Accumulated
Des-10	-	-
Jan-11	-	-
Feb-11	-	-
Mar-11	-	-
Apr-11	-	-
Mei-11	-	-
Jun-11	-	-
Jul-11	-	-
Agust-11	-	-
Sep-11	-	-
Oktober-11	-	-
Nop-11	-	-
Des-11	-	-
Jan-12	-	-
Feb-12	-	-
Mar-12	-	-
Apr-12	-	-
Mei-12	-	-
Jun-12	-	-
Jul-12	-	-
Agust-12	-	-
Sep-12	-	-
Oktober-12	-	-
Nop-12	-	-
Des-12	-	-
Jan-13	-	-
Feb-13	-	-
Mar-13	-	-
Apr-13	-	-
Mei-13	-	-
Jun-13	-	-
Jul-13	-	-
Agust-13	-	-
Sep-13	-	-
Oktober-13	-	-
Nop-13	-	-
Des-13	-	-
Jan-14	-	-
Feb-14	-	-
	-	-