

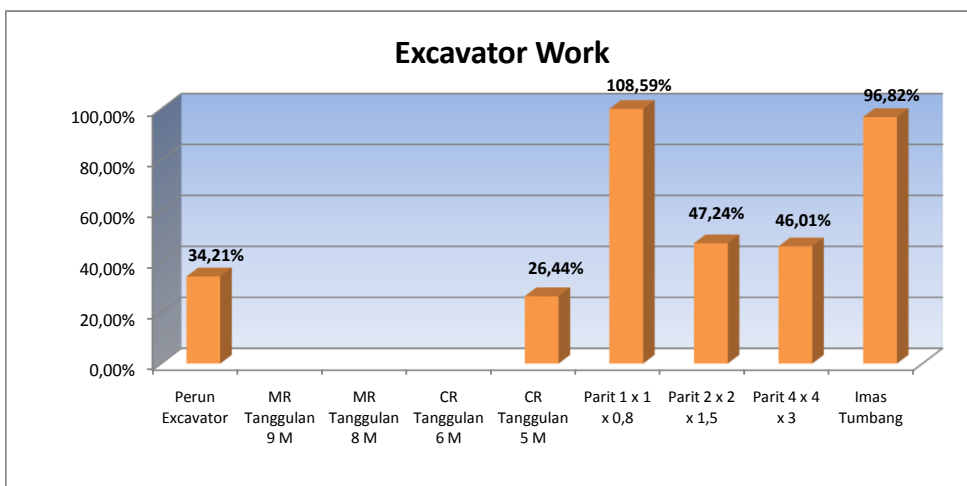
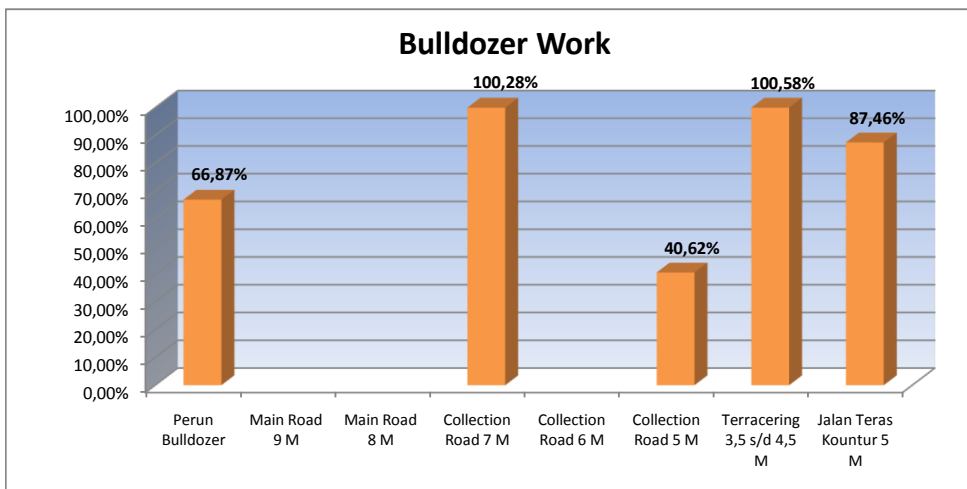


**CLAIM SUMMARY - Bual Bual Estate**

Contract No. :

1. IPS/CR/005/07/09

Type of Work	Unit	SPK Vol	Untill Previous Claim	September '12 Claim	Total Date Claimed	%
<b>Bulldozer</b>						
Perun Bulldozer	Ha	3.388,19	2.254,08	11,45	2.265,53	66,87%
Main Road 9 M	Meter	-	-	-	-	-
Main Road 8 M	Meter	-	-	-	-	-
Main Road 7 M	Meter	-	383,00	-	383,00	-
Collection Road 7 M	Meter	48.280,00	47.433,00	980,00	48.413,00	100,28%
Collection Road 6 M	Meter	-	-	-	-	-
Collection Road 5 M	Meter	111.290,00	45.210,00	-	45.210,00	40,62%
Terracering 3,5 s/d 4,5 M	Meter	1.288.101,00	1.295.546,00	-	1.295.546,00	100,58%
Jalan Teras Kountur 7 M	Meter	-	40.758,00	-	40.758,00	-
Jalan Teras Kountur 5 M	Meter	477.995,20	418.034,60	-	418.034,60	87,46%
Sewa Buldozer	HM	13.359,08	17.890,34	749,00	18.639,34	139,53%
<b>Excavator</b>						
Perun Excavator	Ha	1.643,79	562,32	-	562,32	34,21%
MR Tanggulan 9 M	Meter	-	-	-	-	-
MR Tanggulan 8 M	Meter	-	-	-	-	-
MR Tanggulan 7 M	Meter	-	3.581,00	-	3.581,00	-
CR Tanggulan 7 M	Meter	7.162,00	3.389,00	-	3.389,00	47,32%
CR Tanggulan 6 M	Meter	-	-	-	-	-
CR Tanggulan 5 M	Meter	61.979,00	16.386,00	-	16.386,00	26,44%
Parit 1 x 1 x 0,8	Meter	296.116,00	321.561,00	-	321.561,00	108,59%
Parit 2 x 2 x 1,5	Meter	75.651,00	35.735,00	-	35.735,00	47,24%
Parit 4 x 4 x 3	Meter	28.078,00	12.919,00	-	12.919,00	46,01%
Gorong-gorong	M <sup>2</sup>	9.108,00	1.131,00	-	1.131,00	12,42%
Jembatan 2 M	M <sup>2</sup>	4.400,00	326,00	-	326,00	7,41%
Jembatan 4 M	M <sup>2</sup>	474,00	27,00	-	27,00	5,70%
Jembatan 5-10 M	M <sup>2</sup>	-	-	-	-	-
Sewa Excavator	HM	17.633,60	18.265,20	1.249,70	19.514,90	110,67%
Imas Tumbang	Ha	3.499,24	3.387,94	-	3.387,94	96,82%







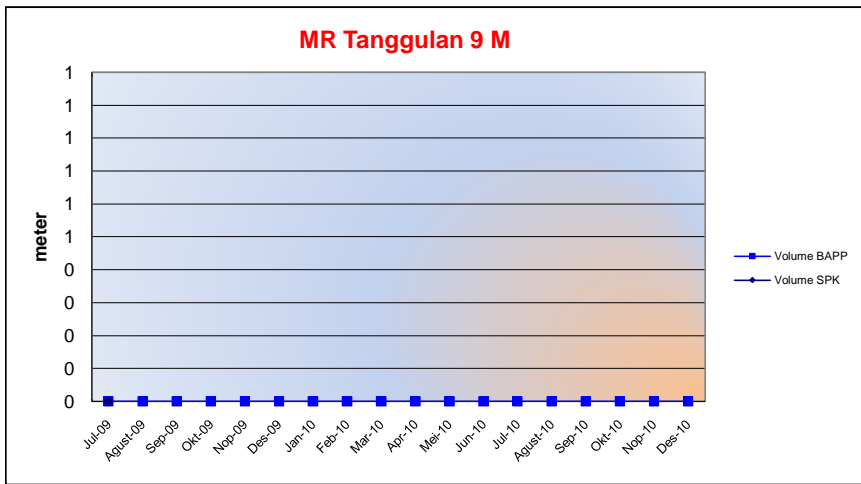






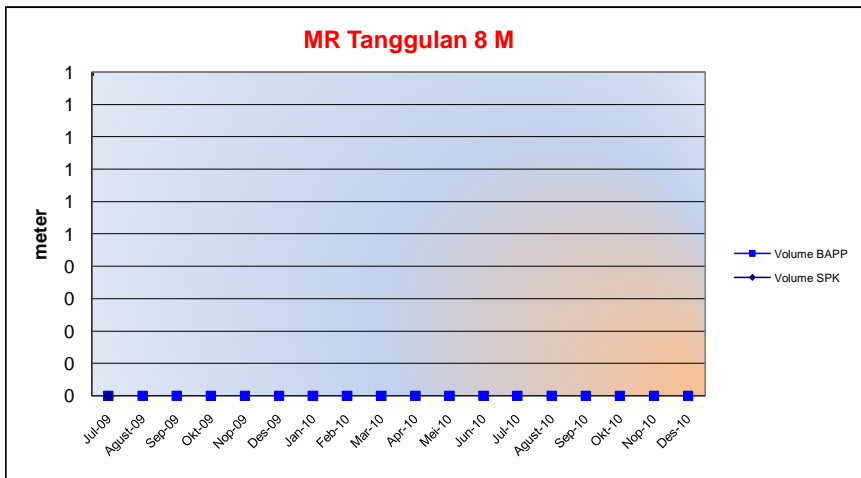


Type of Work	SPK Vol ( Meter )	Progress	%
MR Tanggulan 9 M	-	-	0,00%



Month	Monthly Progress	Accumulated
Jul-09	-	-
Agust-09	-	-
Sep-09	-	-
Okt-09	-	-
Nop-09	-	-
Des-09	-	-
Jan-10	-	-
Feb-10	-	-
Mar-10	-	-
Apr-10	-	-
Mei-10	-	-
Jun-10	-	-
Jul-10	-	-
Agust-10	-	-
Sep-10	-	-
Okt-10	-	-
Nop-10	-	-
Des-10	-	-
Jan-11	-	-
Feb-11	-	-
Mar-11	-	-
Apr-11	-	-
Mei-11	-	-
Jun-11	-	-
Jul-11	-	-
Agust-11	-	-
Sep-11	-	-
Okt-11	-	-
Nop-11	-	-
Des-11	-	-
Jan-12	-	-
Feb-12	-	-
Mar-12	-	-
Apr-12	-	-
Mei-12	-	-
Jun-12	-	-
Jul-12	-	-
Agust-12	-	-
Sep-12	-	-
	-	-
	-	-
	-	-
	-	-

Type of Work	SPK Vol ( Meter )	Progress	%
MR Tanggulan 8 M	-	-	0,00%



Month	Monthly Progress	Accumulated
Jul-09	-	-
Agust-09	-	-
Sep-09	-	-
Okt-09	-	-
Nop-09	-	-
Des-09	-	-
Jan-10	-	-
Feb-10	-	-
Mar-10	-	-
Apr-10	-	-
Mei-10	-	-
Jun-10	-	-
Jul-10	-	-
Agust-10	-	-
Sep-10	-	-
Okt-10	-	-
Nop-10	-	-
Des-10	-	-
Jan-11	-	-
Feb-11	-	-
Mar-11	-	-
Apr-11	-	-
Mei-11	-	-
Jun-11	-	-
Jul-11	-	-
Agust-11	-	-
Sep-11	-	-
Okt-11	-	-
Nop-11	-	-
Des-11	-	-
Jan-12	-	-
Feb-12	-	-
Mar-12	-	-
Apr-12	-	-
Mei-12	-	-
Jun-12	-	-
Jul-12	-	-
Agust-12	-	-
Sep-12	-	-
	-	-
	-	-
	-	-
	-	-













