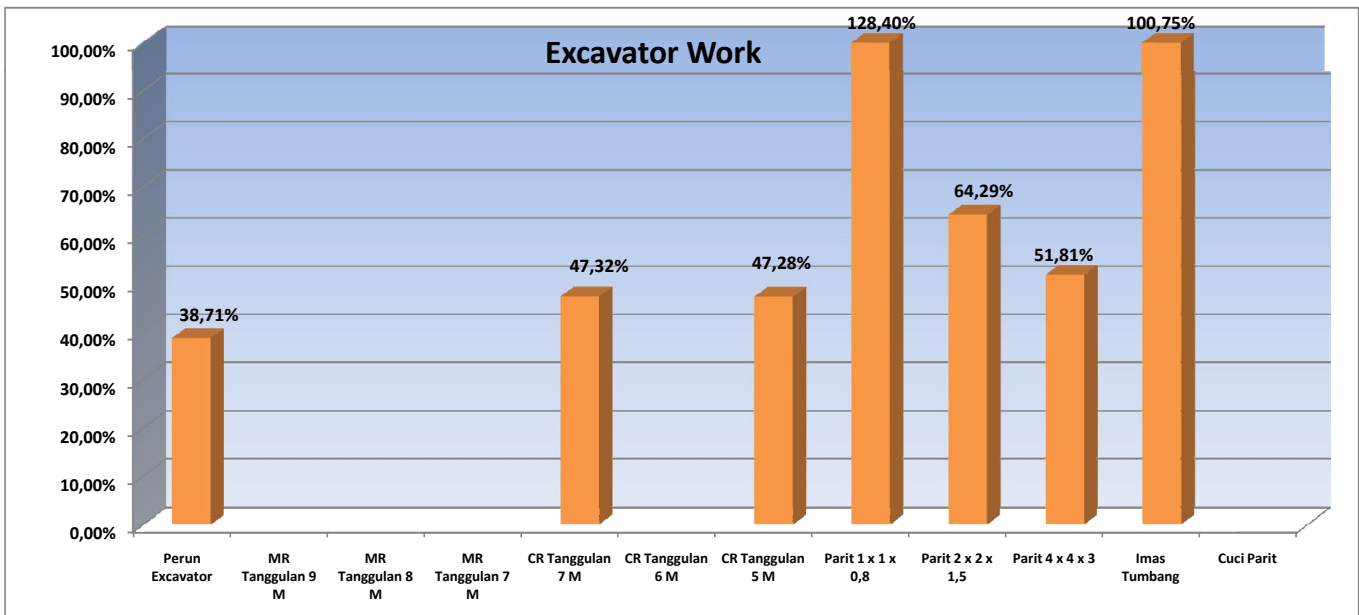
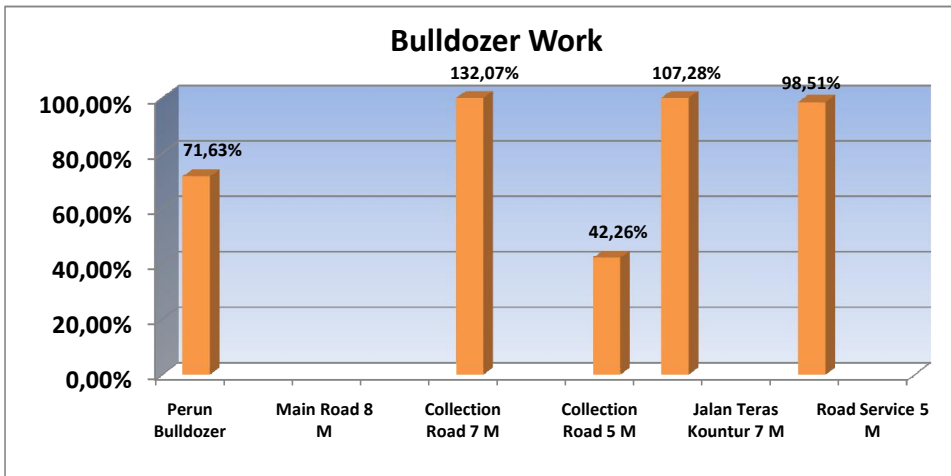




CLAIM SUMMARY - Bual Bual Estate

Contract No. :
1. IPS/CR/005/07/09

Type of Work	Unit	SPK Vol	Until Previous Claim	Desember '13 Claim	Total Date Claimed	%
Bulldozer						
Perun Bulldozer	Ha	3.388,19	2.426,89	-	2.426,89	71,63%
Main Road 9 M	Meter	-	-	-	-	-
Main Road 8 M	Meter	-	-	-	-	-
Main Road 7 M	Meter	-	383,00	-	383,00	-
Collection Road 7 M	Meter	48.280,00	63.763,00	-	63.763,00	132,07%
Collection Road 6 M	Meter	-	-	-	-	-
Collection Road 5 M	Meter	111.290,00	47.031,00	-	47.031,00	42,26%
Terracing 3,5 s/d 4,5 M	Meter	1.288.101,00	1.381.264,00	670,00	1.381.934,00	107,28%
Jalan Teras Kountur 7 M	Meter	-	40.758,00	-	40.758,00	-
Jalan Teras Kountur 5 M	Meter	477.995,20	470.515,60	345,00	470.860,60	98,51%
Road Service 5 M	Meter	-	359.950,00	8.568,00	368.518,00	-
Sewa Buldozer	HM	13.359,08	23.129,34	461,00	23.590,34	-
Excavator						
Perun Excavator	Ha	1.643,79	619,96	16,40	636,36	38,71%
MR Tanggulan 9 M	Meter	-	-	-	-	-
MR Tanggulan 8 M	Meter	-	-	-	-	-
MR Tanggulan 7 M	Meter	-	3.581,00	-	3.581,00	-
CR Tanggulan 7 M	Meter	7.162,00	3.389,00	-	3.389,00	47,32%
CR Tanggulan 6 M	Meter	-	-	-	-	-
CR Tanggulan 5 M	Meter	61.979,00	28.041,00	1.264,00	29.305,00	47,28%
Parit 1 x 1 x 0,8	Meter	296.116,00	371.984,00	8.236,00	380.220,00	128,40%
Parit 2 x 2 x 1,5	Meter	75.651,00	47.549,00	1.085,00	48.634,00	64,29%
Parit 4 x 4 x 3	Meter	28.078,00	14.547,00	-	14.547,00	51,81%
Gorong-gorong	M ²	9.108,00	8.154,00	12,00	8.166,00	89,66%
Jembatan 2 M	M ²	4.400,00	4.252,00	72,00	4.324,00	98,27%
Jembatan 4 M	M ²	474,00	237,00	-	237,00	50,00%
Jembatan 5-10 M	M ²	-	-	-	-	-
Sewa Excavator	HM	17.633,60	30.046,36	388,00	30.434,36	172,59%
Sewa Mini Exc	HM	-	255,00	257,00	512,00	-
Imas Tumbang	Ha	3.499,24	3.512,57	12,84	3.525,41	100,75%
Cuci Parit	Meter	-	21.907,00	-	21.907,00	-

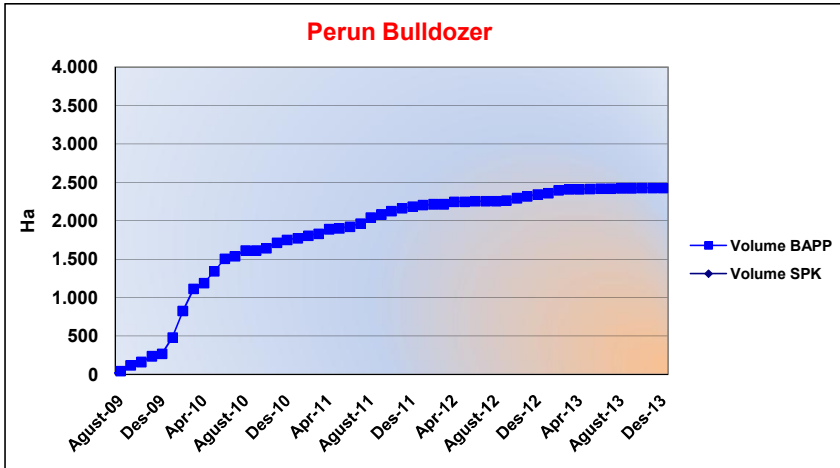




CLAIM SUMMARY - Bual Bual Estate

Chart & Detail Per Month

Type of Work	SPK Vol (Ha)	Progress	%
Perun Bulldozer	3.388,19	2.426,89	71,63%

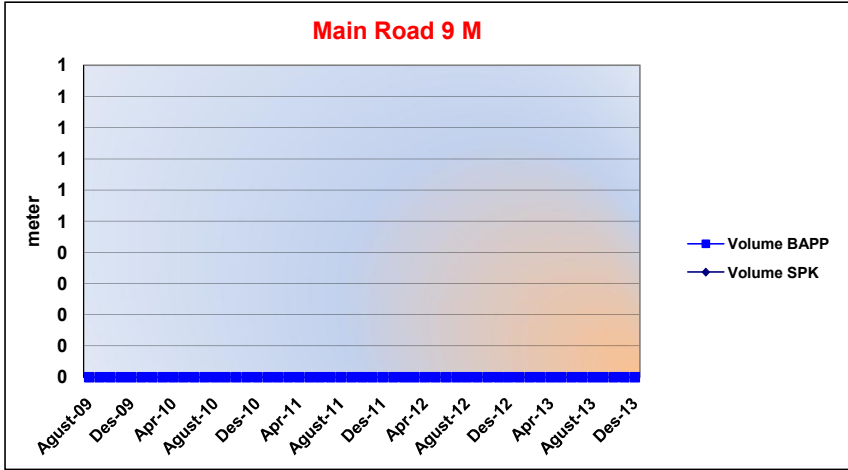


Month	Monthly Progress	Accumulated
Jul-09	-	-
Agust-09	41,82	41,82
Sep-09	74,16	115,98
Okt-09	40,82	156,80
Nop-09	75,22	232,02
Des-09	36,53	268,55
Jan-10	211,80	480,35
Feb-10	344,79	825,14
Mar-10	287,17	1.112,31
Apr-10	75,08	1.187,39
Mei-10	155,04	1.342,43
Jun-10	162,11	1.504,54
Jul-10	35,78	1.540,32
Agust-10	73,91	1.614,23
Sep-10	-	1.614,23
Okt-10	29,07	1.643,30
Nop-10	71,77	1.715,07
Des-10	37,42	1.752,49
Jan-11	21,39	1.773,88
Feb-11	32,47	1.806,35
Mar-11	25,35	1.831,70
Apr-11	54,86	1.886,56
Mei-11	14,67	1.901,23
Jun-11	22,00	1.923,23
Jul-11	40,91	1.964,14
Agust-11	80,65	2.044,79
Sep-11	33,60	2.078,39
Okt-11	48,74	2.127,13
Nop-11	35,60	2.162,73
Des-11	20,90	2.183,63
Jan-12	21,15	2.204,78
Feb-12	7,44	2.212,22
Mar-12	-	2.212,22
Apr-12	36,36	2.248,58
Mei-12	-	2.248,58
Jun-12	5,50	2.254,08
Jul-12	-	2.254,08
Agust-12	-	2.254,08
Sep-12	11,45	2.265,53
Okt-12	25,86	2.291,39
Nop-12	25,32	2.316,71
Des-12	26,45	2.343,16
Jan-13	16,26	2.359,42
Feb-13	36,39	2.395,81
Mar-13	14,91	2.410,72
Apr-13	-	2.410,72
Mei-13	3,57	2.414,29
Jun-13	2,81	2.417,10
Jul-13	2,29	2.419,39
Agust-13	0,70	2.420,09
Sep-13	-	2.420,09
Okt-13	6,80	2.426,89
Nop-13	-	2.426,89
Des-13	-	2.426,89
	2.426,89	



CLAIM SUMMARY - Bual Bual Estate

Type of Work	SPK Vol (Meter)	Progress	%
Main Road 9 M	-	-	0,00%

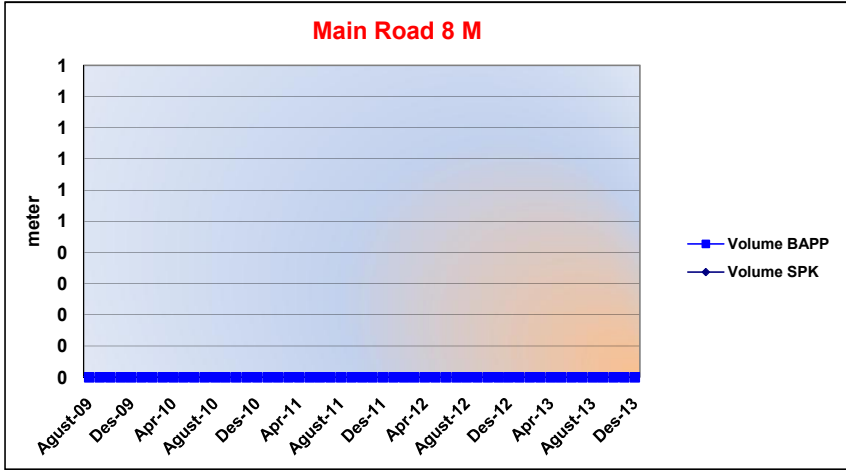


Month	Monthly Progress	Accumulated
Jul-09	-	-
Agust-09	-	-
Sep-09	-	-
Okt-09	-	-
Nop-09	-	-
Des-09	-	-
Jan-10	-	-
Feb-10	-	-
Mar-10	-	-
Apr-10	-	-
Mei-10	-	-
Jun-10	-	-
Jul-10	-	-
Agust-10	-	-
Sep-10	-	-
Okt-10	-	-
Nop-10	-	-
Des-10	-	-
Jan-11	-	-
Feb-11	-	-
Mar-11	-	-
Apr-11	-	-
Mei-11	-	-
Jun-11	-	-
Jul-11	-	-
Agust-11	-	-
Sep-11	-	-
Okt-11	-	-
Nop-11	-	-
Des-11	-	-
Jan-12	-	-
Feb-12	-	-
Mar-12	-	-
Apr-12	-	-
Mei-12	-	-
Jun-12	-	-
Jul-12	-	-
Agust-12	-	-
Sep-12	-	-
Okt-12	-	-
Nop-12	-	-
Des-12	-	-
Jan-13	-	-
Feb-13	-	-
Mar-13	-	-
Apr-13	-	-
Mei-13	-	-
Jun-13	-	-
Jul-13	-	-
Agust-13	-	-
Sep-13	-	-
Okt-13	-	-
Nop-13	-	-
Des-13	-	-
	-	-



CLAIM SUMMARY - Bual Bual Estate

Type of Work	SPK Vol (Meter)	Progress	%
Main Road 8 M	-	-	0,00%

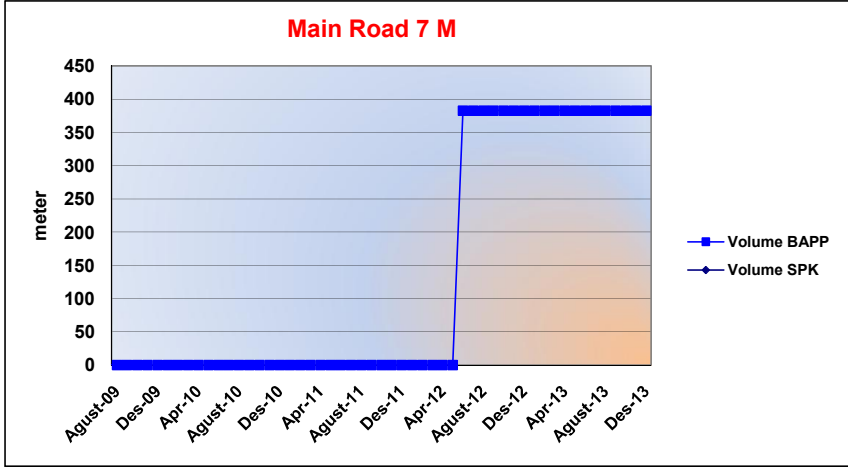


Month	Monthly Progress	Accumulated
Jul-09	-	-
Agust-09	-	-
Sep-09	-	-
Okt-09	-	-
Nop-09	-	-
Des-09	-	-
Jan-10	-	-
Feb-10	-	-
Mar-10	-	-
Apr-10	-	-
Mei-10	-	-
Jun-10	-	-
Jul-10	-	-
Agust-10	-	-
Sep-10	-	-
Okt-10	-	-
Nop-10	-	-
Des-10	-	-
Jan-11	-	-
Feb-11	-	-
Mar-11	-	-
Apr-11	-	-
Mei-11	-	-
Jun-11	-	-
Jul-11	-	-
Agust-11	-	-
Sep-11	-	-
Okt-11	-	-
Nop-11	-	-
Des-11	-	-
Jan-12	-	-
Feb-12	-	-
Mar-12	-	-
Apr-12	-	-
Mei-12	-	-
Jun-12	-	-
Jul-12	-	-
Agust-12	-	-
Sep-12	-	-
Okt-12	-	-
Nop-12	-	-
Des-12	-	-
Jan-13	-	-
Feb-13	-	-
Mar-13	-	-
Apr-13	-	-
Mei-13	-	-
Jun-13	-	-
Jul-13	-	-
Agust-13	-	-
Sep-13	-	-
Okt-13	-	-
Nop-13	-	-
Des-13	-	-
	-	-



CLAIM SUMMARY - Bual Bual Estate

Type of Work	SPK Vol (Meter)	Progress	%
Main Road 7 M	-	383,00	0,00%

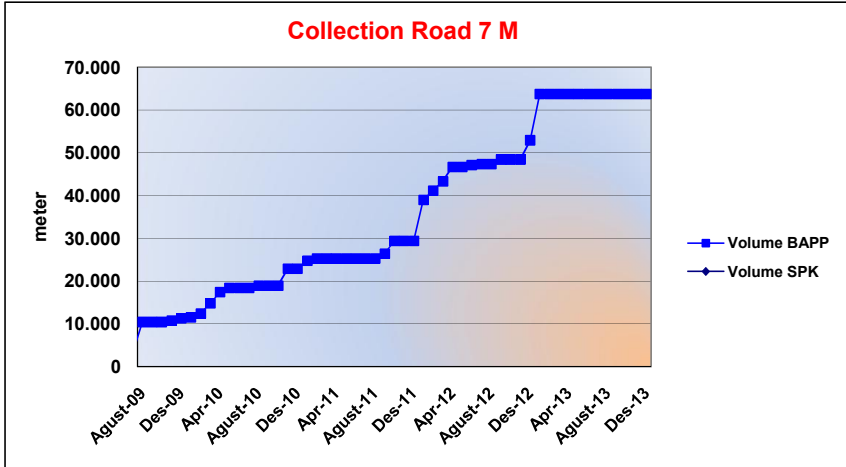


Month	Monthly Progress	Accumulated
Jul-09	-	-
Agust-09	-	-
Sep-09	-	-
Okt-09	-	-
Nop-09	-	-
Des-09	-	-
Jan-10	-	-
Feb-10	-	-
Mar-10	-	-
Apr-10	-	-
Mei-10	-	-
Jun-10	-	-
Jul-10	-	-
Agust-10	-	-
Sep-10	-	-
Okt-10	-	-
Nop-10	-	-
Des-10	-	-
Jan-11	-	-
Feb-11	-	-
Mar-11	-	-
Apr-11	-	-
Mei-11	-	-
Jun-11	-	-
Jul-11	-	-
Agust-11	-	-
Sep-11	-	-
Okt-11	-	-
Nop-11	-	-
Des-11	-	-
Jan-12	-	-
Feb-12	-	-
Mar-12	-	-
Apr-12	-	-
Mei-12	-	-
Jun-12	383,00	383,00
Jul-12	-	383,00
Agust-12	-	383,00
Sep-12	-	383,00
Okt-12	-	383,00
Nop-12	-	383,00
Des-12	-	383,00
Jan-13	-	383,00
Feb-13	-	383,00
Mar-13	-	383,00
Apr-13	-	383,00
Mei-13	-	383,00
Jun-13	-	383,00
Jul-13	-	383,00
Agust-13	-	383,00
Sep-13	-	383,00
Okt-13	-	383,00
Nop-13	-	383,00
Des-13	-	383,00
	383,00	383,00



CLAIM SUMMARY - Bual Bual Estate

Type of Work	SPK Vol (Meter)	Progress	%
Collection Road 7 M	48.280,00	63.763,00	132,07%

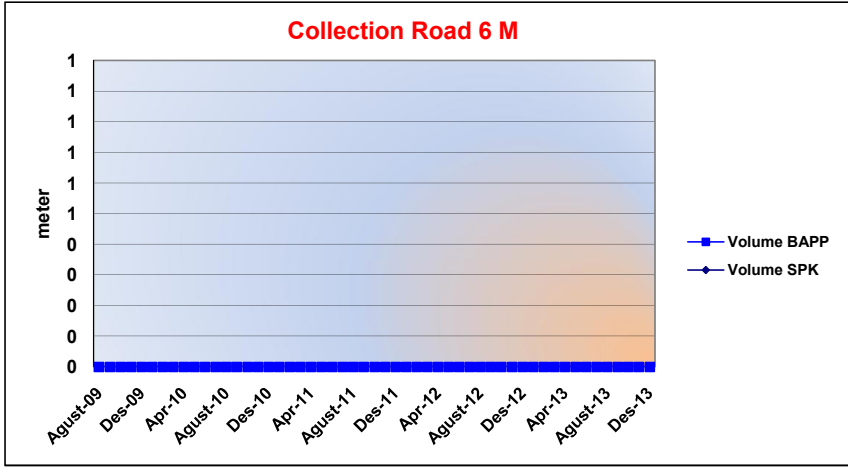


Month	Monthly Progress	Accumulated
Jul-09	3.213,00	3.213,00
Agust-09	7.189,00	10.402,00
Sep-09	-	10.402,00
Okt-09	-	10.402,00
Nop-09	386,00	10.788,00
Des-09	560,00	11.348,00
Jan-10	247,00	11.595,00
Feb-10	869,00	12.464,00
Mar-10	2.367,00	14.831,00
Apr-10	2.633,00	17.464,00
Mei-10	988,00	18.452,00
Jun-10	-	18.452,00
Jul-10	-	18.452,00
Agust-10	520,00	18.972,00
Sep-10	-	18.972,00
Okt-10	-	18.972,00
Nop-10	3.982,00	22.954,00
Des-10	-	22.954,00
Jan-11	1.872,00	24.826,00
Feb-11	484,00	25.310,00
Mar-11	-	25.310,00
Apr-11	-	25.310,00
Mei-11	-	25.310,00
Jun-11	-	25.310,00
Jul-11	-	25.310,00
Agust-11	-	25.310,00
Sep-11	1.149,00	26.459,00
Okt-11	2.981,00	29.440,00
Nop-11	-	29.440,00
Des-11	-	29.440,00
Jan-12	9.582,00	39.022,00
Feb-12	2.175,00	41.197,00
Mar-12	2.170,00	43.367,00
Apr-12	3.375,00	46.742,00
Mei-12	-	46.742,00
Jun-12	419,00	47.161,00
Jul-12	272,00	47.433,00
Agust-12	-	47.433,00
Sep-12	980,00	48.413,00
Okt-12	-	48.413,00
Nop-12	-	48.413,00
Des-12	4.484,00	52.897,00
Jan-13	10.866,00	63.763,00
Feb-13	-	63.763,00
Mar-13	-	63.763,00
Apr-13	-	63.763,00
Mei-13	-	63.763,00
Jun-13	-	63.763,00
Jul-13	-	63.763,00
Agust-13	-	63.763,00
Sep-13	-	63.763,00
Okt-13	-	63.763,00
Nop-13	-	63.763,00
Des-13	-	63.763,00
	63.763,00	



CLAIM SUMMARY - Bual Bual Estate

Type of Work	SPK Vol (Meter)	Progress	%
Collection Road 6 M	-	-	0,00%

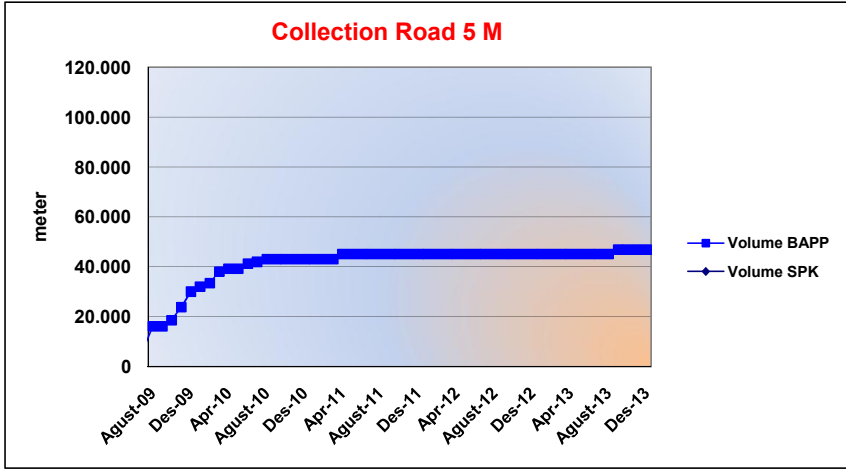


Month	Monthly Progress	Accumulated
Jul-09	-	-
Agust-09	-	-
Sep-09	-	-
Okt-09	-	-
Nop-09	-	-
Des-09	-	-
Jan-10	-	-
Feb-10	-	-
Mar-10	-	-
Apr-10	-	-
Mei-10	-	-
Jun-10	-	-
Jul-10	-	-
Agust-10	-	-
Sep-10	-	-
Okt-10	-	-
Nop-10	-	-
Des-10	-	-
Jan-11	-	-
Feb-11	-	-
Mar-11	-	-
Apr-11	-	-
Mei-11	-	-
Jun-11	-	-
Jul-11	-	-
Agust-11	-	-
Sep-11	-	-
Okt-11	-	-
Nop-11	-	-
Des-11	-	-
Jan-12	-	-
Feb-12	-	-
Mar-12	-	-
Apr-12	-	-
Mei-12	-	-
Jun-12	-	-
Jul-12	-	-
Agust-12	-	-
Sep-12	-	-
Okt-12	-	-
Nop-12	-	-
Des-12	-	-
Jan-13	-	-
Feb-13	-	-
Mar-13	-	-
Apr-13	-	-
Mei-13	-	-
Jun-13	-	-
Jul-13	-	-
Agust-13	-	-
Sep-13	-	-
Okt-13	-	-
Nop-13	-	-
Des-13	-	-
	-	-



CLAIM SUMMARY - Bual Bual Estate

Type of Work	SPK Vol (Meter)	Progress	%
Collection Road 5 M	111.290,00	47.031,00	42,26%

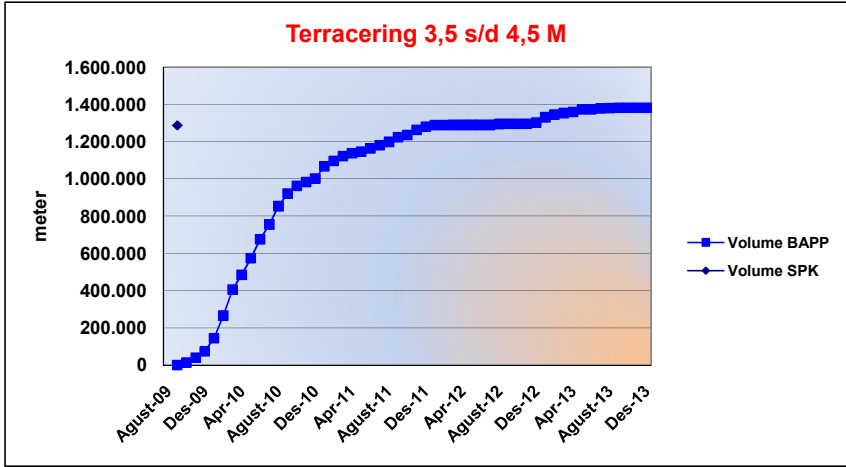


Month	Monthly Progress	Accumulated
Jul-09	6.941,00	6.941,00
Agust-09	9.342,00	16.283,00
Sep-09	-	16.283,00
Okt-09	2.437,00	18.720,00
Nop-09	5.185,00	23.905,00
Des-09	6.126,00	30.031,00
Jan-10	2.097,00	32.128,00
Feb-10	1.472,00	33.600,00
Mar-10	4.616,00	38.216,00
Apr-10	1.127,00	39.343,00
Mei-10	-	39.343,00
Jun-10	2.072,00	41.415,00
Jul-10	542,00	41.957,00
Agust-10	1.258,00	43.215,00
Sep-10	-	43.215,00
Okt-10	-	43.215,00
Nop-10	-	43.215,00
Des-10	-	43.215,00
Jan-11	-	43.215,00
Feb-11	-	43.215,00
Mar-11	-	43.215,00
Apr-11	1.995,00	45.210,00
Mei-11	-	45.210,00
Jun-11	-	45.210,00
Jul-11	-	45.210,00
Agust-11	-	45.210,00
Sep-11	-	45.210,00
Okt-11	-	45.210,00
Nop-11	-	45.210,00
Des-11	-	45.210,00
Jan-12	-	45.210,00
Feb-12	-	45.210,00
Mar-12	-	45.210,00
Apr-12	-	45.210,00
Mei-12	-	45.210,00
Jun-12	-	45.210,00
Jul-12	-	45.210,00
Agust-12	-	45.210,00
Sep-12	-	45.210,00
Okt-12	-	45.210,00
Nop-12	-	45.210,00
Des-12	-	45.210,00
Jan-13	-	45.210,00
Feb-13	-	45.210,00
Mar-13	-	45.210,00
Apr-13	-	45.210,00
Mei-13	-	45.210,00
Jun-13	-	45.210,00
Jul-13	-	45.210,00
Agust-13	-	45.210,00
Sep-13	1.821,00	47.031,00
Okt-13	-	47.031,00
Nop-13	-	47.031,00
Des-13	-	47.031,00
	47.031,00	



CLAIM SUMMARY - Bual Bual Estate

Type of Work	SPK Vol (Meter)	Progress	%
Terracering 3,5 s/d 4,5 M	1.288.101,00	1.381.934,00	107,28%

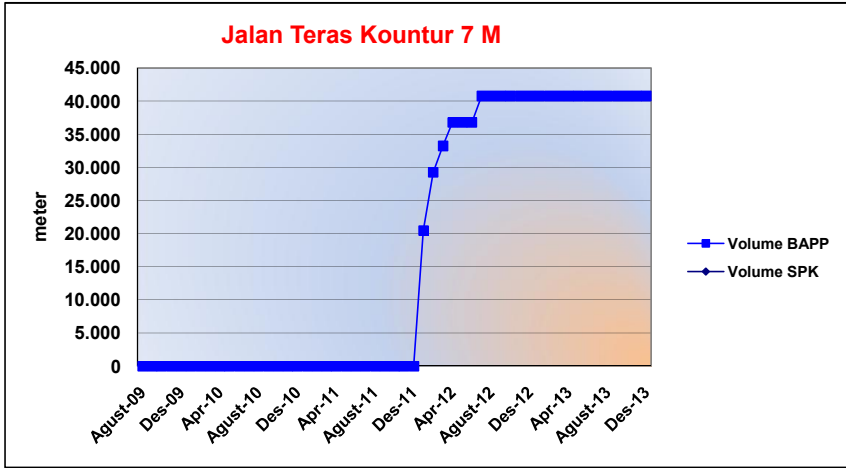


Month	Monthly Progress	Accumulated
Jul-09	-	-
Agust-09	12.928,00	12.928,00
Sep-09	26.383,00	39.311,00
Okt-09	34.568,00	73.879,00
Nop-09	70.835,00	144.714,00
Des-09	120.561,00	265.275,00
Jan-10	140.449,00	405.724,00
Feb-10	79.159,00	484.883,00
Mar-10	88.779,00	573.662,00
Apr-10	101.923,00	675.585,00
Mei-10	79.530,00	755.115,00
Jun-10	98.063,00	853.178,00
Jul-10	67.166,00	920.344,00
Agust-10	41.395,00	961.739,00
Sep-10	20.504,00	982.243,00
Okt-10	19.569,00	1.001.812,00
Nop-10	64.897,00	1.066.709,00
Des-10	29.175,00	1.095.884,00
Jan-11	25.435,00	1.121.319,00
Feb-11	15.640,00	1.136.959,00
Mar-11	9.075,00	1.146.034,00
Apr-11	16.812,00	1.162.846,00
Mei-11	17.293,00	1.180.139,00
Jun-11	18.430,00	1.198.569,00
Jul-11	24.765,00	1.223.334,00
Agust-11	12.570,00	1.235.904,00
Sep-11	27.440,00	1.263.344,00
Okt-11	16.327,00	1.279.671,00
Nop-11	8.430,00	1.288.101,00
Des-11	-	1.288.101,00
Jan-12	1.346,00	1.289.447,00
Feb-12	-	1.289.447,00
Mar-12	-	1.289.447,00
Apr-12	-	1.289.447,00
Mei-12	-	1.289.447,00
Jun-12	5.039,00	1.294.486,00
Jul-12	1.060,00	1.295.546,00
Agust-12	-	1.295.546,00
Sep-12	-	1.295.546,00
Okt-12	7.426,00	1.302.972,00
Nop-12	27.695,00	1.330.667,00
Des-12	14.965,00	1.345.632,00
Jan-13	7.548,00	1.353.180,00
Feb-13	6.009,00	1.359.189,00
Mar-13	14.101,00	1.373.290,00
Apr-13	-	1.373.290,00
Mei-13	5.163,00	1.378.453,00
Jun-13	1.645,00	1.380.098,00
Jul-13	672,00	1.380.770,00
Agust-13	-	1.380.770,00
Sep-13	-	1.380.770,00
Okt-13	494,00	1.381.264,00
Nop-13	-	1.381.264,00
Des-13	670,00	1.381.934,00
	1.381.934,00	



CLAIM SUMMARY - Bual Bual Estate

Type of Work	SPK Vol (Meter)	Progress	%
Jalan Teras Kountur 7 M	-	40.758,00	0,00%

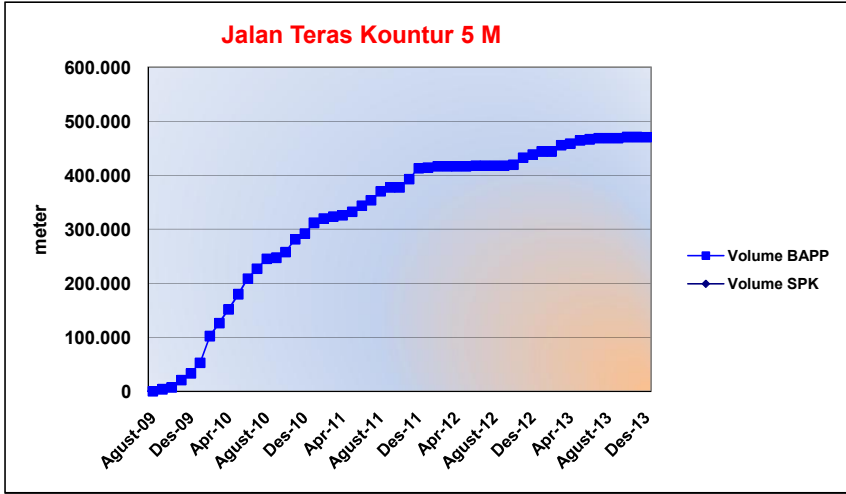


Month	Monthly Progress	Accumulated
Jul-09	-	-
Agust-09	-	-
Sep-09	-	-
Okt-09	-	-
Nop-09	-	-
Des-09	-	-
Jan-10	-	-
Feb-10	-	-
Mar-10	-	-
Apr-10	-	-
Mei-10	-	-
Jun-10	-	-
Jul-10	-	-
Agust-10	-	-
Sep-10	-	-
Okt-10	-	-
Nop-10	-	-
Des-10	-	-
Jan-11	-	-
Feb-11	-	-
Mar-11	-	-
Apr-11	-	-
Mei-11	-	-
Jun-11	-	-
Jul-11	-	-
Agust-11	-	-
Sep-11	-	-
Okt-11	-	-
Nop-11	-	-
Des-11	-	-
Jan-12	20.476,00	20.476,00
Feb-12	8.791,00	29.267,00
Mar-12	3.955,00	33.222,00
Apr-12	3.583,00	36.805,00
Mei-12	-	36.805,00
Jun-12	-	36.805,00
Jul-12	3.953,00	40.758,00
Agust-12	-	40.758,00
Sep-12	-	40.758,00
Okt-12	-	40.758,00
Nop-12	-	40.758,00
Des-12	-	40.758,00
Jan-13	-	40.758,00
Feb-13	-	40.758,00
Mar-13	-	40.758,00
Apr-13	-	40.758,00
Mei-13	-	40.758,00
Jun-13	-	40.758,00
Jul-13	-	40.758,00
Agust-13	-	40.758,00
Sep-13	-	40.758,00
Okt-13	-	40.758,00
Nop-13	-	40.758,00
Des-13	-	40.758,00
	40.758,00	



CLAIM SUMMARY - Bual Bual Estate

Type of Work	SPK Vol (Meter)	Progress	%
Jalan Teras Kountur 5 M	477.995,20	470.860,60	98,51%

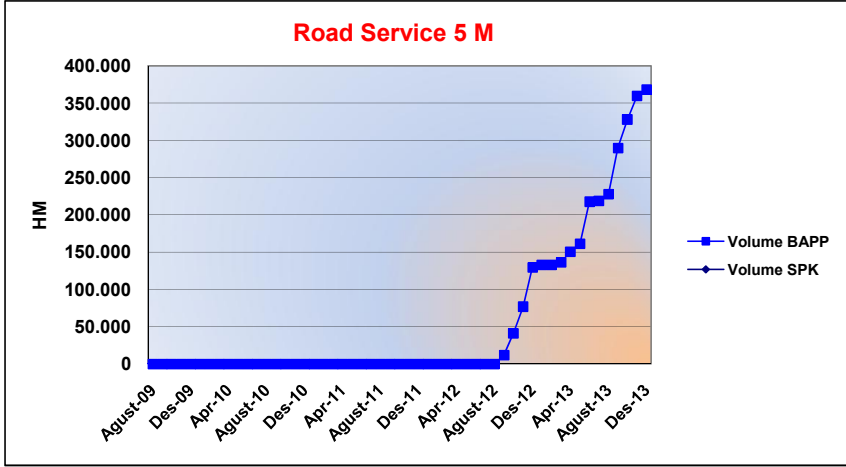


Month	Monthly Progress	Accumulated
Jul-09	-	-
Agust-09	768,00	768,00
Sep-09	3.024,00	3.792,00
Okt-09	3.895,00	7.687,00
Nop-09	13.839,00	21.526,00
Des-09	12.265,00	33.791,00
Jan-10	19.470,60	53.261,60
Feb-10	48.911,00	102.172,60
Mar-10	24.745,00	126.917,60
Apr-10	25.413,00	152.330,60
Mei-10	27.415,00	179.745,60
Jun-10	29.344,00	209.089,60
Jul-10	18.530,00	227.619,60
Agust-10	18.209,00	245.828,60
Sep-10	1.437,00	247.265,60
Okt-10	10.880,00	258.145,60
Nop-10	23.863,00	282.008,60
Des-10	10.336,00	292.344,60
Jan-11	19.485,00	311.829,60
Feb-11	8.716,00	320.545,60
Mar-11	3.294,00	323.839,60
Apr-11	2.291,00	326.130,60
Mei-11	6.648,00	332.778,60
Jun-11	11.152,00	343.930,60
Jul-11	10.148,00	354.078,60
Agust-11	16.441,00	370.519,60
Sep-11	7.240,00	377.759,60
Okt-11	190,00	377.949,60
Nop-11	15.317,00	393.266,60
Des-11	20.231,00	413.497,60
Jan-12	1.249,00	414.746,60
Feb-12	2.174,00	416.920,60
Mar-12	-	416.920,60
Apr-12	-	416.920,60
Mei-12	-	416.920,60
Jun-12	1.114,00	418.034,60
Jul-12	-	418.034,60
Agust-12	-	418.034,60
Sep-12	-	418.034,60
Okt-12	1.987,00	420.021,60
Nop-12	12.920,00	432.941,60
Des-12	5.951,00	438.892,60
Jan-13	5.038,00	443.930,60
Feb-13	-	443.930,60
Mar-13	12.016,00	455.946,60
Apr-13	3.191,00	459.137,60
Mei-13	6.008,00	465.145,60
Jun-13	1.218,00	466.363,60
Jul-13	2.601,00	468.964,60
Agust-13	-	468.964,60
Sep-13	-	468.964,60
Okt-13	1.551,00	470.515,60
Nop-13	-	470.515,60
Des-13	345,00	470.860,60
	470.860,60	



CLAIM SUMMARY - Bual Bual Estate

Type of Work	SPK Vol (HM)	Progress	%
Road Service 5 M	-	368.518,00	0,00%

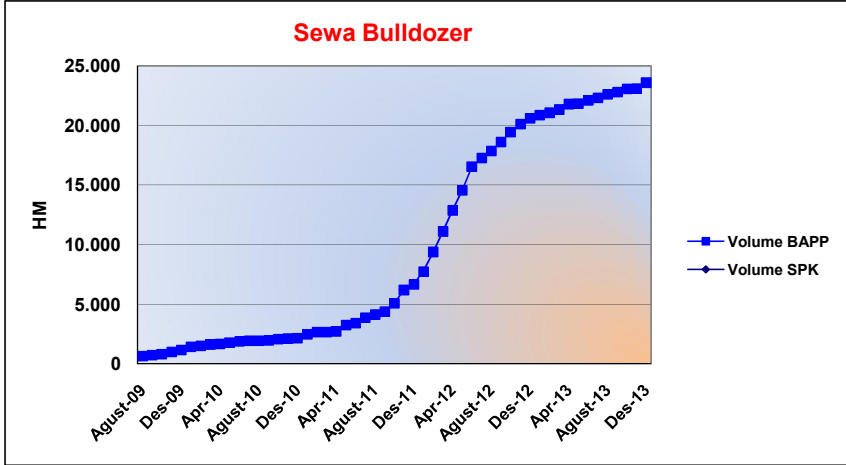


Month	Monthly Progress	Accumulated
Jul-09	-	-
Agust-09	-	-
Sep-09	-	-
Okt-09	-	-
Nop-09	-	-
Des-09	-	-
Jan-10	-	-
Feb-10	-	-
Mar-10	-	-
Apr-10	-	-
Mei-10	-	-
Jun-10	-	-
Jul-10	-	-
Agust-10	-	-
Sep-10	-	-
Okt-10	-	-
Nop-10	-	-
Des-10	-	-
Jan-11	-	-
Feb-11	-	-
Mar-11	-	-
Apr-11	-	-
Mei-11	-	-
Jun-11	-	-
Jul-11	-	-
Agust-11	-	-
Sep-11	-	-
Okt-11	-	-
Nop-11	-	-
Des-11	-	-
Jan-12	-	-
Feb-12	-	-
Mar-12	-	-
Apr-12	-	-
Mei-12	-	-
Jun-12	-	-
Jul-12	-	-
Agust-12	-	-
Sep-12	11.861,00	11.861,00
Okt-12	29.387,00	41.248,00
Nop-12	35.371,00	76.619,00
Des-12	53.107,00	129.726,00
Jan-13	3.576,00	133.302,00
Feb-13	-	133.302,00
Mar-13	3.187,00	136.489,00
Apr-13	14.337,00	150.826,00
Mei-13	10.784,00	161.610,00
Jun-13	55.988,00	217.598,00
Jul-13	1.305,00	218.903,00
Agust-13	9.296,00	228.199,00
Sep-13	61.824,00	290.023,00
Okt-13	37.982,00	328.005,00
Nop-13	31.945,00	359.950,00
Des-13	8.568,00	368.518,00
	368.518,00	



CLAIM SUMMARY - Bual Bual Estate

Type of Work	SPK Vol (HM)	Progress	%
Sewa Bulldozer	13.359,08	23.590,34	0,00%

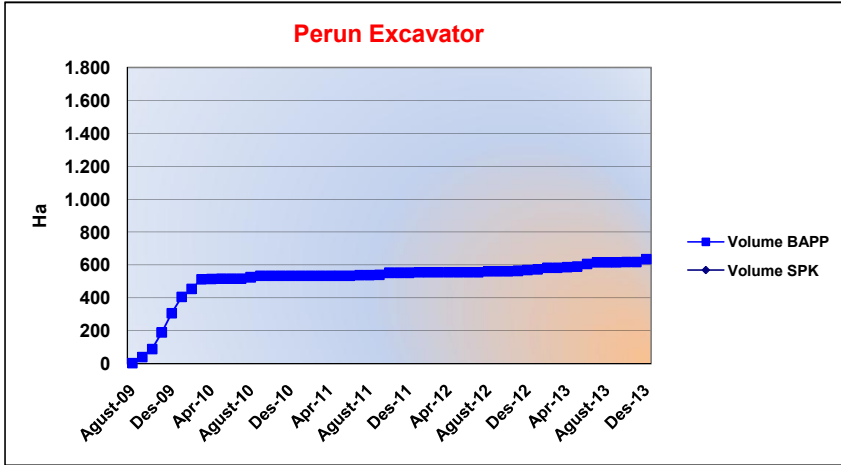


Month	Monthly Progress	Accumulated
Jul-09	249,40	249,40
Agust-09	410,04	659,44
Sep-09	84,30	743,74
Okt-09	76,40	820,14
Nop-09	204,00	1.024,14
Des-09	155,50	1.179,64
Jan-10	262,90	1.442,54
Feb-10	93,50	1.536,04
Mar-10	83,70	1.619,74
Apr-10	73,90	1.693,64
Mei-10	106,70	1.800,34
Jun-10	103,10	1.903,44
Jul-10	45,80	1.949,24
Agust-10	1,10	1.950,34
Sep-10	39,20	1.989,54
Okt-10	108,70	2.098,24
Nop-10	49,00	2.147,24
Des-10	15,90	2.163,14
Jan-11	332,40	2.495,54
Feb-11	195,80	2.691,34
Mar-11	-	2.691,34
Apr-11	32,50	2.723,84
Mei-11	552,40	3.276,24
Jun-11	157,50	3.433,74
Jul-11	456,80	3.890,54
Agust-11	264,00	4.154,54
Sep-11	235,80	4.390,34
Okt-11	710,70	5.101,04
Nop-11	1.084,90	6.185,94
Des-11	493,60	6.679,54
Jan-12	1.081,40	7.760,94
Feb-12	1.619,20	9.380,14
Mar-12	1.720,30	11.100,44
Apr-12	1.772,90	12.873,34
Mei-12	1.709,00	14.582,34
Jun-12	1.975,70	16.558,04
Jul-12	737,30	17.295,34
Agust-12	595,00	17.890,34
Sep-12	749,00	18.639,34
Okt-12	818,50	19.457,84
Nop-12	687,50	20.145,34
Des-12	482,00	20.627,34
Jan-13	259,00	20.886,34
Feb-13	176,00	21.062,34
Mar-13	272,00	21.334,34
Apr-13	457,00	21.791,34
Mei-13	74,00	21.865,34
Jun-13	252,00	22.117,34
Jul-13	224,00	22.341,34
Agust-13	295,00	22.636,34
Sep-13	179,00	22.815,34
Okt-13	284,00	23.099,34
Nop-13	30,00	23.129,34
Des-13	461,00	23.590,34
	23.590,34	



CLAIM SUMMARY - Bual Bual Estate

Type of Work	SPK Vol (Ha)	Progress	%
Perun Excavator	1.643,79	636,36	38,71%

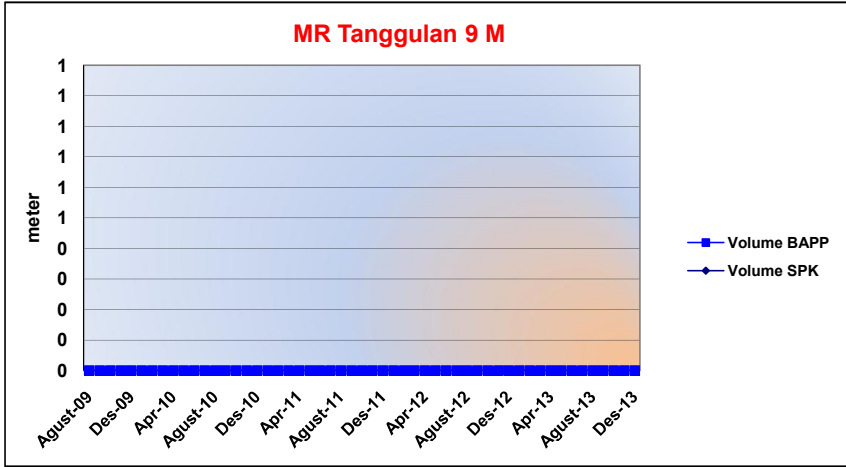


Month	Monthly Progress	Accumulated
Jul-09	-	-
Agust-09	5,20	5,20
Sep-09	37,10	42,30
Okt-09	47,89	90,19
Nop-09	101,54	191,73
Des-09	117,53	309,26
Jan-10	98,12	407,38
Feb-10	48,76	456,14
Mar-10	57,69	513,83
Apr-10	2,37	516,20
Mei-10	1,63	517,83
Jun-10	1,23	519,06
Jul-10	-	519,06
Agust-10	6,29	525,35
Sep-10	10,17	535,52
Okt-10	-	535,52
Nop-10	-	535,52
Des-10	0,84	536,36
Jan-11	-	536,36
Feb-11	-	536,36
Mar-11	-	536,36
Apr-11	-	536,36
Mei-11	-	536,36
Jun-11	-	536,36
Jul-11	3,12	539,48
Agust-11	-	539,48
Sep-11	2,80	542,28
Okt-11	10,15	552,43
Nop-11	-	552,43
Des-11	-	552,43
Jan-12	4,89	557,32
Feb-12	-	557,32
Mar-12	-	557,32
Apr-12	-	557,32
Mei-12	-	557,32
Jun-12	-	557,32
Jul-12	-	557,32
Agust-12	5,00	562,32
Sep-12	-	562,32
Okt-12	-	562,32
Nop-12	1,65	563,97
Des-12	7,60	571,57
Jan-13	2,62	574,19
Feb-13	9,56	583,75
Mar-13	-	583,75
Apr-13	4,39	588,14
Mei-13	3,65	591,79
Jun-13	15,88	607,67
Jul-13	9,30	616,97
Agust-13	-	616,97
Sep-13	-	616,97
Okt-13	1,86	618,83
Nop-13	1,13	619,96
Des-13	16,40	636,36
	636,36	



CLAIM SUMMARY - Bual Bual Estate

Type of Work	SPK Vol (Meter)	Progress	%
MR Tanggulan 9 M	-	-	0,00%

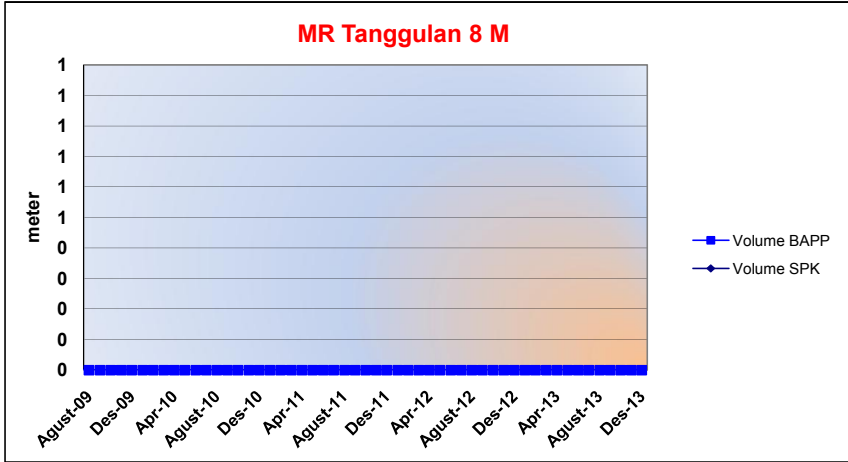


Month	Monthly Progress	Accumulated
Jul-09	-	-
Agust-09	-	-
Sep-09	-	-
Okt-09	-	-
Nop-09	-	-
Des-09	-	-
Jan-10	-	-
Feb-10	-	-
Mar-10	-	-
Apr-10	-	-
Mei-10	-	-
Jun-10	-	-
Jul-10	-	-
Agust-10	-	-
Sep-10	-	-
Okt-10	-	-
Nop-10	-	-
Des-10	-	-
Jan-11	-	-
Feb-11	-	-
Mar-11	-	-
Apr-11	-	-
Mei-11	-	-
Jun-11	-	-
Jul-11	-	-
Agust-11	-	-
Sep-11	-	-
Okt-11	-	-
Nop-11	-	-
Des-11	-	-
Jan-12	-	-
Feb-12	-	-
Mar-12	-	-
Apr-12	-	-
Mei-12	-	-
Jun-12	-	-
Jul-12	-	-
Agust-12	-	-
Sep-12	-	-
Okt-12	-	-
Nop-12	-	-
Des-12	-	-
Jan-13	-	-
Feb-13	-	-
Mar-13	-	-
Apr-13	-	-
Mei-13	-	-
Jun-13	-	-
Jul-13	-	-
Agust-13	-	-
Sep-13	-	-
Okt-13	-	-
Nop-13	-	-
Des-13	-	-
	-	-



CLAIM SUMMARY - Bual Bual Estate

Type of Work	SPK Vol (Meter)	Progress	%
MR Tanggulan 8 M	-	-	0,00%

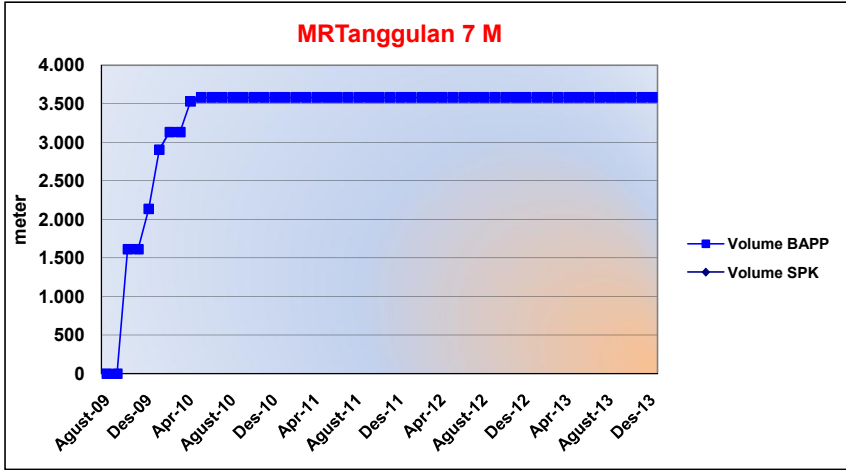


Month	Monthly Progress	Accumulated
Jul-09	-	-
Agust-09	-	-
Sep-09	-	-
Okt-09	-	-
Nop-09	-	-
Des-09	-	-
Jan-10	-	-
Feb-10	-	-
Mar-10	-	-
Apr-10	-	-
Mei-10	-	-
Jun-10	-	-
Jul-10	-	-
Agust-10	-	-
Sep-10	-	-
Okt-10	-	-
Nop-10	-	-
Des-10	-	-
Jan-11	-	-
Feb-11	-	-
Mar-11	-	-
Apr-11	-	-
Mei-11	-	-
Jun-11	-	-
Jul-11	-	-
Agust-11	-	-
Sep-11	-	-
Okt-11	-	-
Nop-11	-	-
Des-11	-	-
Jan-12	-	-
Feb-12	-	-
Mar-12	-	-
Apr-12	-	-
Mei-12	-	-
Jun-12	-	-
Jul-12	-	-
Agust-12	-	-
Sep-12	-	-
Okt-12	-	-
Nop-12	-	-
Des-12	-	-
Jan-13	-	-
Feb-13	-	-
Mar-13	-	-
Apr-13	-	-
Mei-13	-	-
Jun-13	-	-
Jul-13	-	-
Agust-13	-	-
Sep-13	-	-
Okt-13	-	-
Nop-13	-	-
Des-13	-	-
	-	-



CLAIM SUMMARY - Bual Bual Estate

Type of Work	SPK Vol (Meter)	Progress	%
MR Tanggulan 7 M	-	3.581,00	0,00%

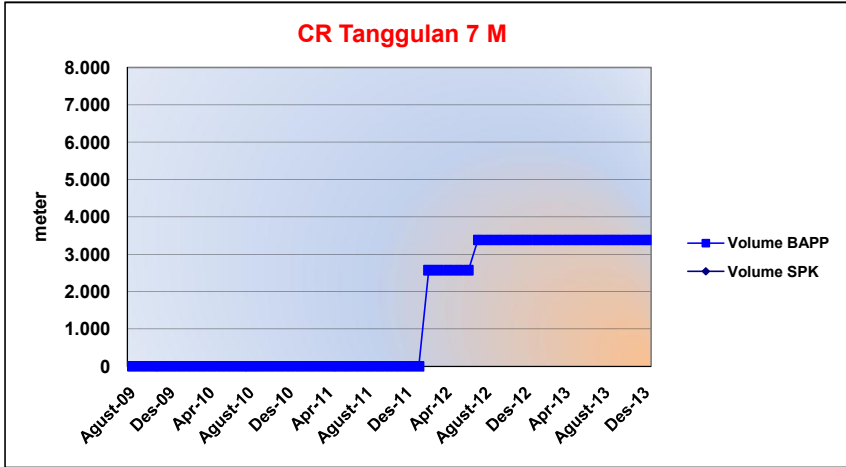


Month	Monthly Progress	Accumulated
Jul-09	-	-
Agust-09	-	-
Sep-09	-	-
Okt-09	1.616,00	1.616,00
Nop-09	-	1.616,00
Des-09	521,00	2.137,00
Jan-10	768,00	2.905,00
Feb-10	230,00	3.135,00
Mar-10	-	3.135,00
Apr-10	399,00	3.534,00
Mei-10	47,00	3.581,00
Jun-10	-	3.581,00
Jul-10	-	3.581,00
Agust-10	-	3.581,00
Sep-10	-	3.581,00
Okt-10	-	3.581,00
Nop-10	-	3.581,00
Des-10	-	3.581,00
Jan-11	-	3.581,00
Feb-11	-	3.581,00
Mar-11	-	3.581,00
Apr-11	-	3.581,00
Mei-11	-	3.581,00
Jun-11	-	3.581,00
Jul-11	-	3.581,00
Agust-11	-	3.581,00
Sep-11	-	3.581,00
Okt-11	-	3.581,00
Nop-11	-	3.581,00
Des-11	-	3.581,00
Jan-12	-	3.581,00
Feb-12	-	3.581,00
Mar-12	-	3.581,00
Apr-12	-	3.581,00
Mei-12	-	3.581,00
Jun-12	-	3.581,00
Jul-12	-	3.581,00
Agust-12	-	3.581,00
Sep-12	-	3.581,00
Okt-12	-	3.581,00
Nop-12	-	3.581,00
Des-12	-	3.581,00
Jan-13	-	3.581,00
Feb-13	-	3.581,00
Mar-13	-	3.581,00
Apr-13	-	3.581,00
Mei-13	-	3.581,00
Jun-13	-	3.581,00
Jul-13	-	3.581,00
Agust-13	-	3.581,00
Sep-13	-	3.581,00
Okt-13	-	3.581,00
Nop-13	-	3.581,00
Des-13	-	3.581,00
	3.581,00	3.581,00



CLAIM SUMMARY - Bual Bual Estate

Type of Work	SPK Vol (Meter)	Progress	%
CR Tanggulan 7 M	7.162,00	3.389,00	47,32%

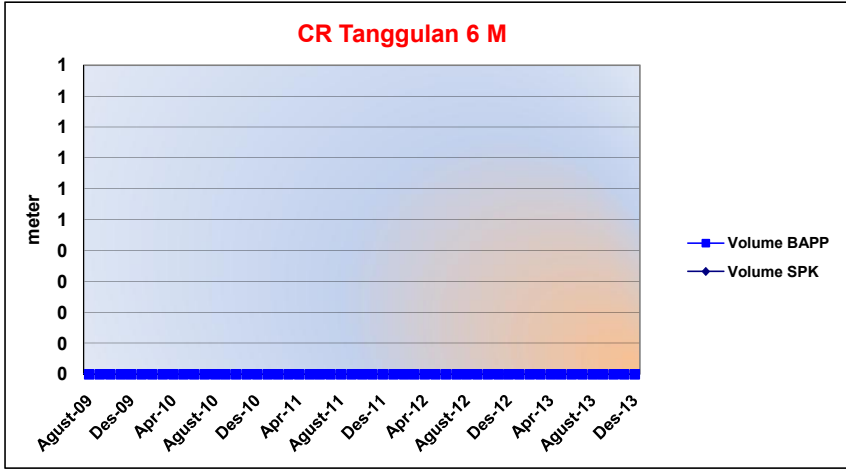


Month	Monthly Progress	Accumulated
Jul-09	-	-
Agust-09	-	-
Sep-09	-	-
Okt-09	-	-
Nop-09	-	-
Des-09	-	-
Jan-10	-	-
Feb-10	-	-
Mar-10	-	-
Apr-10	-	-
Mei-10	-	-
Jun-10	-	-
Jul-10	-	-
Agust-10	-	-
Sep-10	-	-
Okt-10	-	-
Nop-10	-	-
Des-10	-	-
Jan-11	-	-
Feb-11	-	-
Mar-11	-	-
Apr-11	-	-
Mei-11	-	-
Jun-11	-	-
Jul-11	-	-
Agust-11	-	-
Sep-11	-	-
Okt-11	-	-
Nop-11	-	-
Des-11	-	-
Jan-12	-	-
Feb-12	2.567,00	2.567,00
Mar-12	-	2.567,00
Apr-12	-	2.567,00
Mei-12	-	2.567,00
Jun-12	-	2.567,00
Jul-12	822,00	3.389,00
Agust-12	-	3.389,00
Sep-12	-	3.389,00
Okt-12	-	3.389,00
Nop-12	-	3.389,00
Des-12	-	3.389,00
Jan-13	-	3.389,00
Feb-13	-	3.389,00
Mar-13	-	3.389,00
Apr-13	-	3.389,00
Mei-13	-	3.389,00
Jun-13	-	3.389,00
Jul-13	-	3.389,00
Agust-13	-	3.389,00
Sep-13	-	3.389,00
Okt-13	-	3.389,00
Nop-13	-	3.389,00
Des-13	-	3.389,00
	3.389,00	3.389,00



CLAIM SUMMARY - Bual Bual Estate

Type of Work	SPK Vol (Meter)	Progress	%
CR Tanggulan 6 M	-	-	0,00%

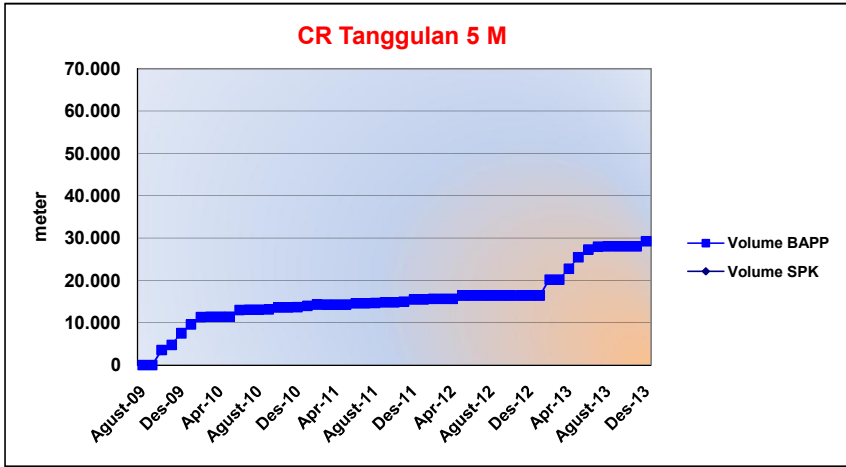


Month	Monthly Progress	Accumulated
Jul-09	-	-
Agust-09	-	-
Sep-09	-	-
Okt-09	-	-
Nop-09	-	-
Des-09	-	-
Jan-10	-	-
Feb-10	-	-
Mar-10	-	-
Apr-10	-	-
Mei-10	-	-
Jun-10	-	-
Jul-10	-	-
Agust-10	-	-
Sep-10	-	-
Okt-10	-	-
Nop-10	-	-
Des-10	-	-
Jan-11	-	-
Feb-11	-	-
Mar-11	-	-
Apr-11	-	-
Mei-11	-	-
Jun-11	-	-
Jul-11	-	-
Agust-11	-	-
Sep-11	-	-
Okt-11	-	-
Nop-11	-	-
Des-11	-	-
Jan-12	-	-
Feb-12	-	-
Mar-12	-	-
Apr-12	-	-
Mei-12	-	-
Jun-12	-	-
Jul-12	-	-
Agust-12	-	-
Sep-12	-	-
Okt-12	-	-
Nop-12	-	-
Des-12	-	-
Jan-13	-	-
Feb-13	-	-
Mar-13	-	-
Apr-13	-	-
Mei-13	-	-
Jun-13	-	-
Jul-13	-	-
Agust-13	-	-
Sep-13	-	-
Okt-13	-	-
Nop-13	-	-
Des-13	-	-
	-	-



CLAIM SUMMARY - Bual Bual Estate

Type of Work	SPK Vol (Meter)	Progress	%
CR Tanggulan 5 M	61.979,00	29.305,00	47,28%

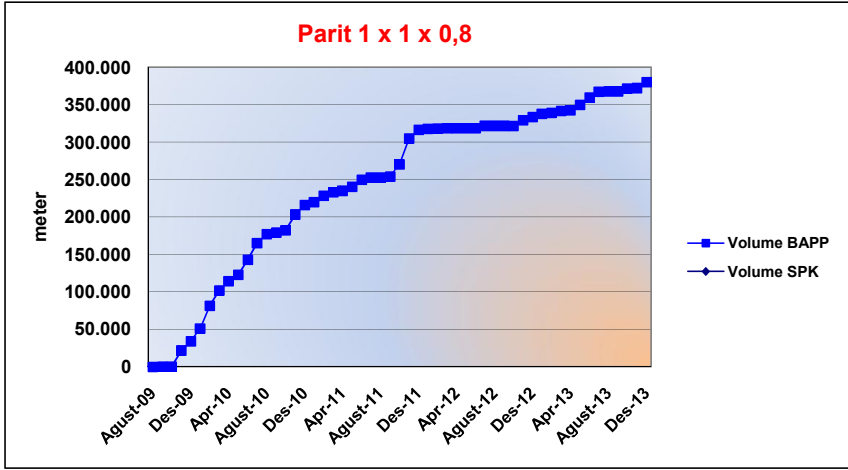


Month	Monthly Progress	Accumulated
Jul-09	-	-
Agust-09	-	-
Sep-09	-	-
Okt-09	3.564,00	3.564,00
Nop-09	1.225,00	4.789,00
Des-09	2.680,00	7.469,00
Jan-10	2.156,00	9.625,00
Feb-10	1.723,00	11.348,00
Mar-10	101,00	11.449,00
Apr-10	-	11.449,00
Mei-10	-	11.449,00
Jun-10	1.583,00	13.032,00
Jul-10	50,00	13.082,00
Agust-10	-	13.082,00
Sep-10	94,00	13.176,00
Okt-10	475,00	13.651,00
Nop-10	-	13.651,00
Des-10	64,00	13.715,00
Jan-11	260,00	13.975,00
Feb-11	296,00	14.271,00
Mar-11	36,00	14.307,00
Apr-11	-	14.307,00
Mei-11	-	14.307,00
Jun-11	277,00	14.584,00
Jul-11	-	14.584,00
Agust-11	122,00	14.706,00
Sep-11	107,00	14.813,00
Okt-11	-	14.813,00
Nop-11	194,00	15.007,00
Des-11	514,00	15.521,00
Jan-12	-	15.521,00
Feb-12	151,00	15.672,00
Mar-12	-	15.672,00
Apr-12	-	15.672,00
Mei-12	714,00	16.386,00
Jun-12	-	16.386,00
Jul-12	-	16.386,00
Agust-12	-	16.386,00
Sep-12	-	16.386,00
Okt-12	-	16.386,00
Nop-12	-	16.386,00
Des-12	-	16.386,00
Jan-13	-	16.386,00
Feb-13	3.822,00	20.208,00
Mar-13	-	20.208,00
Apr-13	2.550,00	22.758,00
Mei-13	2.733,00	25.491,00
Jun-13	1.831,00	27.322,00
Jul-13	667,00	27.989,00
Agust-13	52,00	28.041,00
Sep-13	-	28.041,00
Okt-13	-	28.041,00
Nop-13	-	28.041,00
Des-13	1.264,00	29.305,00
	29.305,00	



CLAIM SUMMARY - Bual Bual Estate

Type of Work	SPK Vol (Meter)	Progress	%
Parit 1 x 1 x 0,8	296.116,00	380.220,00	128,40%

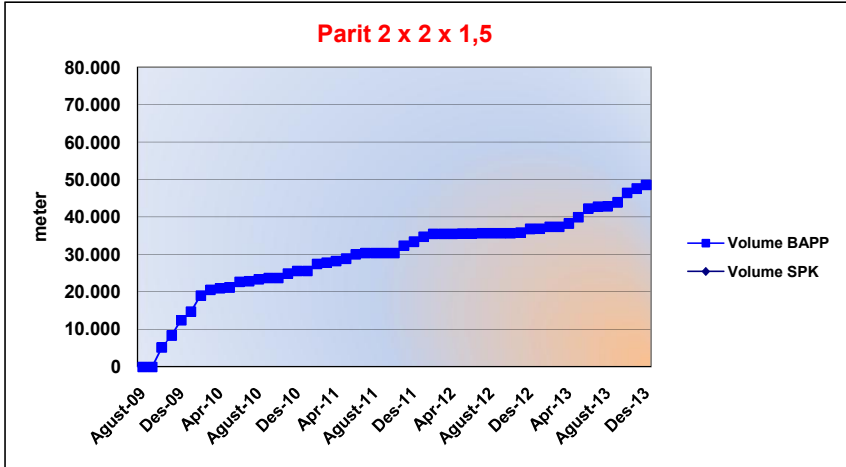


Month	Monthly Progress	Accumulated
Jul-09	-	-
Agust-09	-	-
Sep-09	293,00	293,00
Okt-09	-	293,00
Nop-09	21.094,00	21.387,00
Des-09	12.532,00	33.919,00
Jan-10	17.100,00	51.019,00
Feb-10	30.470,00	81.489,00
Mar-10	20.383,00	101.872,00
Apr-10	12.398,00	114.270,00
Mei-10	8.626,00	122.896,00
Jun-10	20.066,00	142.962,00
Jul-10	22.471,00	165.433,00
Agust-10	11.809,00	177.242,00
Sep-10	2.260,00	179.502,00
Okt-10	2.874,00	182.376,00
Nop-10	20.705,00	203.081,00
Des-10	12.901,00	215.982,00
Jan-11	4.003,00	219.985,00
Feb-11	8.717,00	228.702,00
Mar-11	4.390,00	233.092,00
Apr-11	1.665,00	234.757,00
Mei-11	5.928,00	240.685,00
Jun-11	9.409,00	250.094,00
Jul-11	2.952,00	253.046,00
Agust-11	36,00	253.082,00
Sep-11	1.227,00	254.309,00
Okt-11	16.152,00	270.461,00
Nop-11	34.677,00	305.138,00
Des-11	11.420,00	316.558,00
Jan-12	1.366,00	317.924,00
Feb-12	571,00	318.495,00
Mar-12	136,00	318.631,00
Apr-12	282,00	318.913,00
Mei-12	-	318.913,00
Jun-12	-	318.913,00
Jul-12	2.648,00	321.561,00
Agust-12	-	321.561,00
Sep-12	-	321.561,00
Okt-12	350,00	321.911,00
Nop-12	7.450,00	329.361,00
Des-12	4.335,00	333.696,00
Jan-13	4.139,00	337.835,00
Feb-13	1.609,00	339.444,00
Mar-13	2.387,00	341.831,00
Apr-13	813,00	342.644,00
Mei-13	7.415,00	350.059,00
Jun-13	9.914,00	359.973,00
Jul-13	7.562,00	367.535,00
Agust-13	330,00	367.865,00
Sep-13	-	367.865,00
Okt-13	3.928,00	371.793,00
Nop-13	191,00	371.984,00
Des-13	8.236,00	380.220,00
	380.220,00	



CLAIM SUMMARY - Bual Bual Estate

Type of Work	SPK Vol (Meter)	Progress	%
Parit 2 x 2 x 1,5	75.651,00	48.634,00	64,29%

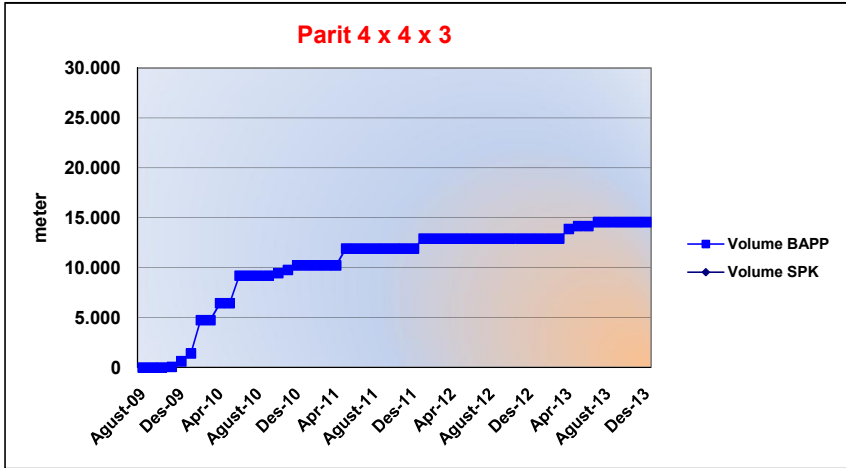


Month	Monthly Progress	Accumulated
Jul-09	-	-
Agust-09	-	-
Sep-09	-	-
Okt-09	5.147,00	5.147,00
Nop-09	3.157,00	8.304,00
Des-09	4.145,00	12.449,00
Jan-10	2.278,00	14.727,00
Feb-10	4.339,00	19.066,00
Mar-10	1.527,00	20.593,00
Apr-10	392,00	20.985,00
Mei-10	147,00	21.132,00
Jun-10	1.584,00	22.716,00
Jul-10	185,00	22.901,00
Agust-10	509,00	23.410,00
Sep-10	351,00	23.761,00
Okt-10	-	23.761,00
Nop-10	1.144,00	24.905,00
Des-10	693,00	25.598,00
Jan-11	-	25.598,00
Feb-11	1.904,00	27.502,00
Mar-11	359,00	27.861,00
Apr-11	375,00	28.236,00
Mei-11	583,00	28.819,00
Jun-11	1.265,00	30.084,00
Jul-11	353,00	30.437,00
Agust-11	-	30.437,00
Sep-11	-	30.437,00
Okt-11	-	30.437,00
Nop-11	1.916,00	32.353,00
Des-11	996,00	33.349,00
Jan-12	1.413,00	34.762,00
Feb-12	778,00	35.540,00
Mar-12	-	35.540,00
Apr-12	-	35.540,00
Mei-12	47,00	35.587,00
Jun-12	-	35.587,00
Jul-12	148,00	35.735,00
Agust-12	-	35.735,00
Sep-12	-	35.735,00
Okt-12	-	35.735,00
Nop-12	117,00	35.852,00
Des-12	916,00	36.768,00
Jan-13	123,00	36.891,00
Feb-13	511,00	37.402,00
Mar-13	-	37.402,00
Apr-13	830,00	38.232,00
Mei-13	1.774,00	40.006,00
Jun-13	2.311,00	42.317,00
Jul-13	499,00	42.816,00
Agust-13	49,00	42.865,00
Sep-13	1.008,00	43.873,00
Okt-13	2.599,00	46.472,00
Nop-13	1.077,00	47.549,00
Des-13	1.085,00	48.634,00
	48.634,00	



CLAIM SUMMARY - Bual Bual Estate

Type of Work	SPK Vol (Meter)	Progress	%
Parit 4 x 4 x 3	28.078,00	14.547,00	51,81%

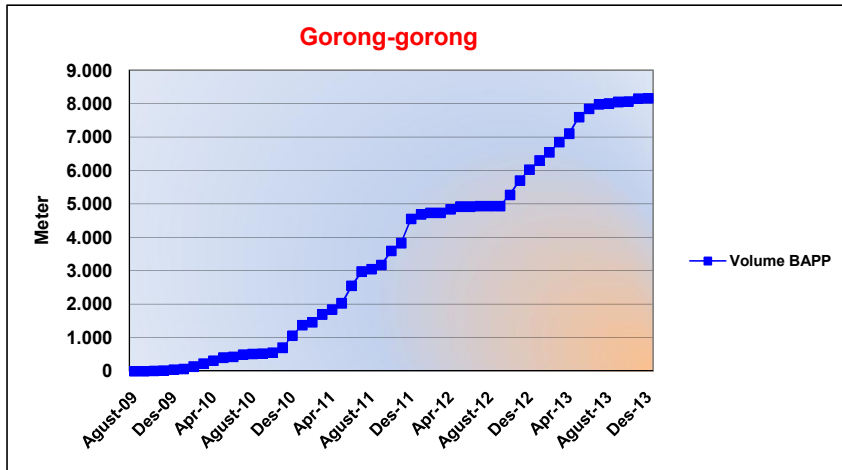


Month	Monthly Progress	Accumulated
Jul-09	-	-
Agust-09	-	-
Sep-09	-	-
Okt-09	-	-
Nop-09	61,00	61,00
Des-09	532,00	593,00
Jan-10	820,00	1.413,00
Feb-10	3.320,00	4.733,00
Mar-10	-	4.733,00
Apr-10	1.709,00	6.442,00
Mei-10	-	6.442,00
Jun-10	2.753,00	9.195,00
Jul-10	-	9.195,00
Agust-10	-	9.195,00
Sep-10	-	9.195,00
Okt-10	261,00	9.456,00
Nop-10	331,00	9.787,00
Des-10	456,00	10.243,00
Jan-11	-	10.243,00
Feb-11	-	10.243,00
Mar-11	-	10.243,00
Apr-11	-	10.243,00
Mei-11	1.679,00	11.922,00
Jun-11	-	11.922,00
Jul-11	-	11.922,00
Agust-11	-	11.922,00
Sep-11	-	11.922,00
Okt-11	-	11.922,00
Nop-11	-	11.922,00
Des-11	-	11.922,00
Jan-12	997,00	12.919,00
Feb-12	-	12.919,00
Mar-12	-	12.919,00
Apr-12	-	12.919,00
Mei-12	-	12.919,00
Jun-12	-	12.919,00
Jul-12	-	12.919,00
Agust-12	-	12.919,00
Sep-12	-	12.919,00
Okt-12	-	12.919,00
Nop-12	-	12.919,00
Des-12	-	12.919,00
Jan-13	-	12.919,00
Feb-13	-	12.919,00
Mar-13	-	12.919,00
Apr-13	966,00	13.885,00
Mei-13	289,00	14.174,00
Jun-13	-	14.174,00
Jul-13	373,00	14.547,00
Agust-13	-	14.547,00
Sep-13	-	14.547,00
Okt-13	-	14.547,00
Nop-13	-	14.547,00
Des-13	-	14.547,00
	14.547,00	



CLAIM SUMMARY - Bual Bual Estate

Type of Work	SPK Vol (Unit)	Progress	%
Gorong-gorong	9.108,00	8.166,00	89,66%

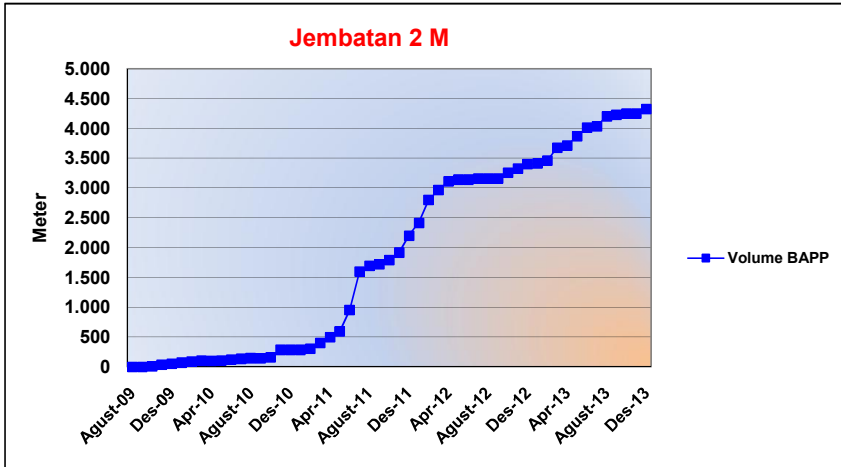


Month	Monthly Progress	Accumulated
Jul-09	-	-
Agust-09	-	-
Sep-09	-	-
Okt-09	3,00	3,00
Nop-09	10,00	13,00
Des-09	34,00	47,00
Jan-10	19,00	66,00
Feb-10	59,00	125,00
Mar-10	100,00	225,00
Apr-10	86,00	311,00
Mei-10	82,00	393,00
Jun-10	36,00	429,00
Jul-10	63,00	492,00
Agust-10	25,00	517,00
Sep-10	3,00	520,00
Okt-10	35,00	555,00
Nop-10	135,00	690,00
Des-10	372,00	1.062,00
Jan-11	312,00	1.374,00
Feb-11	84,00	1.458,00
Mar-11	228,00	1.686,00
Apr-11	156,00	1.842,00
Mei-11	180,00	2.022,00
Jun-11	528,00	2.550,00
Jul-11	420,00	2.970,00
Agust-11	84,00	3.054,00
Sep-11	120,00	3.174,00
Okt-11	420,00	3.594,00
Nop-11	228,00	3.822,00
Des-11	732,00	4.554,00
Jan-12	132,00	4.686,00
Feb-12	48,00	4.734,00
Mar-12	-	4.734,00
Apr-12	108,00	4.842,00
Mei-12	72,00	4.914,00
Jun-12	-	4.914,00
Jul-12	24,00	4.938,00
Agust-12	-	4.938,00
Sep-12	-	4.938,00
Okt-12	336,00	5.274,00
Nop-12	432,00	5.706,00
Des-12	324,00	6.030,00
Jan-13	264,00	6.294,00
Feb-13	252,00	6.546,00
Mar-13	312,00	6.858,00
Apr-13	240,00	7.098,00
Mei-13	504,00	7.602,00
Jun-13	252,00	7.854,00
Jul-13	132,00	7.986,00
Agust-13	12,00	7.998,00
Sep-13	48,00	8.046,00
Okt-13	24,00	8.070,00
Nop-13	84,00	8.154,00
Des-13	12,00	8.166,00
	8.166,00	



CLAIM SUMMARY - Bual Bual Estate

Type of Work	SPK Vol (Unit)	Progress	%
Jembatan 2 M	4.400,00	4.324,00	98,27%

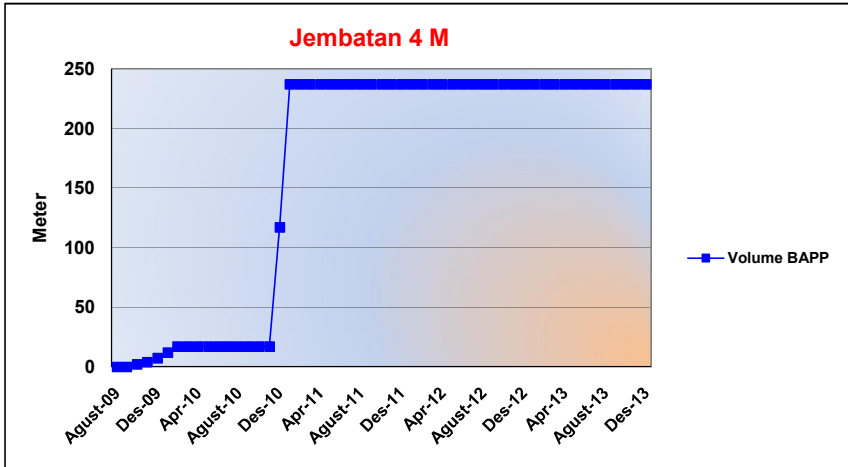


Month	Monthly Progress	Accumulated
Jul-09	-	-
Agust-09	-	-
Sep-09	-	-
Okt-09	8,00	8,00
Nop-09	27,00	35,00
Des-09	15,00	50,00
Jan-10	15,00	65,00
Feb-10	23,00	88,00
Mar-10	9,00	97,00
Apr-10	4,00	101,00
Mei-10	6,00	107,00
Jun-10	15,00	122,00
Jul-10	7,00	129,00
Agust-10	11,00	140,00
Sep-10	3,00	143,00
Okt-10	17,00	160,00
Nop-10	120,00	280,00
Des-10	-	280,00
Jan-11	-	280,00
Feb-11	24,00	304,00
Mar-11	96,00	400,00
Apr-11	96,00	496,00
Mei-11	96,00	592,00
Jun-11	360,00	952,00
Jul-11	648,00	1.600,00
Agust-11	96,00	1.696,00
Sep-11	24,00	1.720,00
Okt-11	72,00	1.792,00
Nop-11	120,00	1.912,00
Des-11	288,00	2.200,00
Jan-12	216,00	2.416,00
Feb-12	384,00	2.800,00
Mar-12	168,00	2.968,00
Apr-12	144,00	3.112,00
Mei-12	24,00	3.136,00
Jun-12	-	3.136,00
Jul-12	24,00	3.160,00
Agust-12	-	3.160,00
Sep-12	-	3.160,00
Okt-12	96,00	3.256,00
Nop-12	72,00	3.328,00
Des-12	72,00	3.400,00
Jan-13	12,00	3.412,00
Feb-13	48,00	3.460,00
Mar-13	216,00	3.676,00
Apr-13	36,00	3.712,00
Mei-13	156,00	3.868,00
Jun-13	144,00	4.012,00
Jul-13	24,00	4.036,00
Agust-13	168,00	4.204,00
Sep-13	24,00	4.228,00
Okt-13	24,00	4.252,00
Nop-13	-	4.252,00
Des-13	72,00	4.324,00
	4.324,00	



CLAIM SUMMARY - Bual Bual Estate

Type of Work	SPK Vol (Unit)	Progress	%
Jembatan 4 M	474,00	237,00	50,00%

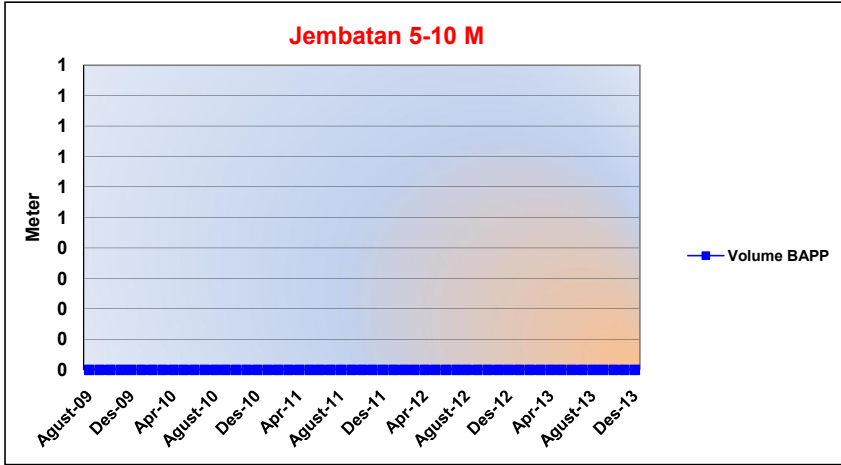


Month	Monthly Progress	Accumulated
Jul-09	-	-
Agust-09	-	-
Sep-09	-	-
Okt-09	2,00	2,00
Nop-09	2,00	4,00
Des-09	3,00	7,00
Jan-10	5,00	12,00
Feb-10	5,00	17,00
Mar-10	-	17,00
Apr-10	-	17,00
Mei-10	-	17,00
Jun-10	-	17,00
Jul-10	-	17,00
Agust-10	-	17,00
Sep-10	-	17,00
Okt-10	-	17,00
Nop-10	-	17,00
Des-10	100,00	117,00
Jan-11	120,00	237,00
Feb-11	-	237,00
Mar-11	-	237,00
Apr-11	-	237,00
Mei-11	-	237,00
Jun-11	-	237,00
Jul-11	-	237,00
Agust-11	-	237,00
Sep-11	-	237,00
Okt-11	-	237,00
Nop-11	-	237,00
Des-11	-	237,00
Jan-12	-	237,00
Feb-12	-	237,00
Mar-12	-	237,00
Apr-12	-	237,00
Mei-12	-	237,00
Jun-12	-	237,00
Jul-12	-	237,00
Agust-12	-	237,00
Sep-12	-	237,00
Okt-12	-	237,00
Nop-12	-	237,00
Des-12	-	237,00
Jan-13	-	237,00
Feb-13	-	237,00
Mar-13	-	237,00
Apr-13	-	237,00
Mei-13	-	237,00
Jun-13	-	237,00
Jul-13	-	237,00
Agust-13	-	237,00
Sep-13	-	237,00
Okt-13	-	237,00
Nop-13	-	237,00
Des-13	-	237,00
	237,00	



CLAIM SUMMARY - Bual Bual Estate

Type of Work	SPK Vol (Unit)	Progress	%
Jembatan 5-10 M	-	-	0,00%

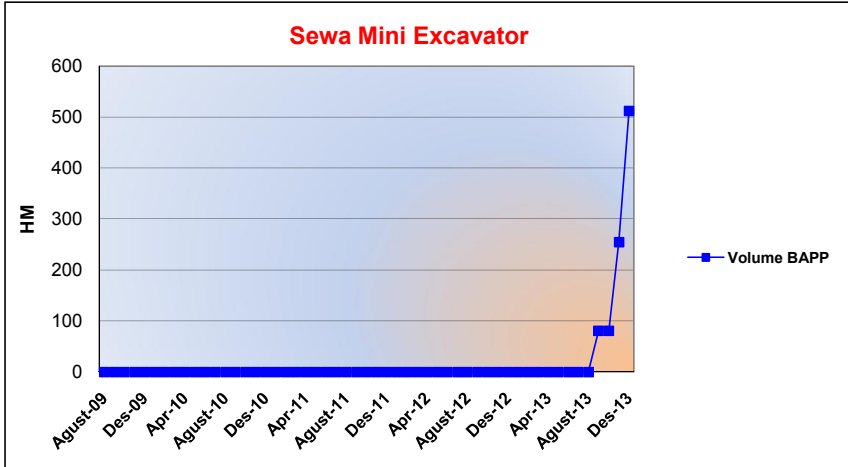


Month	Monthly Progress	Accumulated
Jul-09	-	-
Agust-09	-	-
Sep-09	-	-
Okt-09	-	-
Nop-09	-	-
Des-09	-	-
Jan-10	-	-
Feb-10	-	-
Mar-10	-	-
Apr-10	-	-
Mei-10	-	-
Jun-10	-	-
Jul-10	-	-
Agust-10	-	-
Sep-10	-	-
Okt-10	-	-
Nop-10	-	-
Des-10	-	-
Jan-11	-	-
Feb-11	-	-
Mar-11	-	-
Apr-11	-	-
Mei-11	-	-
Jun-11	-	-
Jul-11	-	-
Agust-11	-	-
Sep-11	-	-
Okt-11	-	-
Nop-11	-	-
Des-11	-	-
Jan-12	-	-
Feb-12	-	-
Mar-12	-	-
Apr-12	-	-
Mei-12	-	-
Jun-12	-	-
Jul-12	-	-
Agust-12	-	-
Sep-12	-	-
Okt-12	-	-
Nop-12	-	-
Des-12	-	-
Jan-13	-	-
Feb-13	-	-
Mar-13	-	-
Apr-13	-	-
Mei-13	-	-
Jun-13	-	-
Jul-13	-	-
Agust-13	-	-
Sep-13	-	-
Okt-13	-	-
Nop-13	-	-
Des-13	-	-
	-	-



CLAIM SUMMARY - Bual Bual Estate

Type of Work	SPK Vol (HM)	Progress	%
Sewa Excavator	-	512,00	0,00%

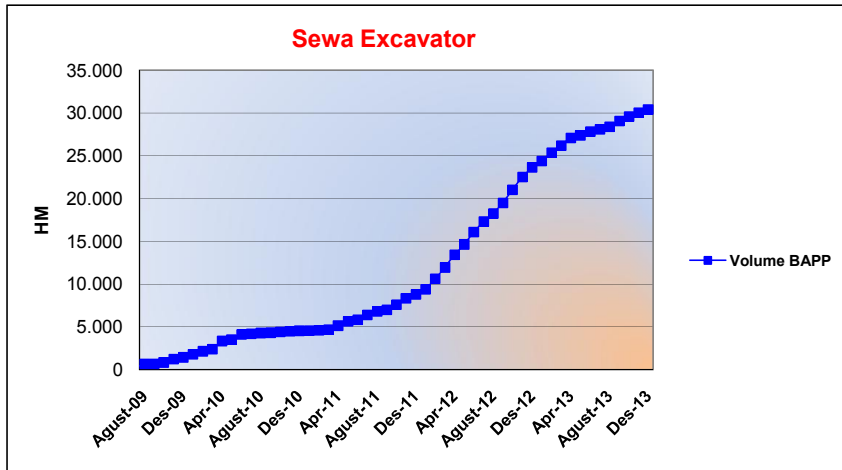


Month	Monthly Progress	Accumulated
Jul-09	-	-
Agust-09	-	-
Sep-09	-	-
Okt-09	-	-
Nop-09	-	-
Des-09	-	-
Jan-10	-	-
Feb-10	-	-
Mar-10	-	-
Apr-10	-	-
Mei-10	-	-
Jun-10	-	-
Jul-10	-	-
Agust-10	-	-
Sep-10	-	-
Okt-10	-	-
Nop-10	-	-
Des-10	-	-
Jan-11	-	-
Feb-11	-	-
Mar-11	-	-
Apr-11	-	-
Mei-11	-	-
Jun-11	-	-
Jul-11	-	-
Agust-11	-	-
Sep-11	-	-
Okt-11	-	-
Nop-11	-	-
Des-11	-	-
Jan-12	-	-
Feb-12	-	-
Mar-12	-	-
Apr-12	-	-
Mei-12	-	-
Jun-12	-	-
Jul-12	-	-
Agust-12	-	-
Sep-12	-	-
Okt-12	-	-
Nop-12	-	-
Des-12	-	-
Jan-13	-	-
Feb-13	-	-
Mar-13	-	-
Apr-13	-	-
Mei-13	-	-
Jun-13	-	-
Jul-13	-	-
Agust-13	-	-
Sep-13	81,00	81,00
Okt-13	-	81,00
Nop-13	174,00	255,00
Des-13	257,00	512,00
	512,00	



CLAIM SUMMARY - Bual Bual Estate

Type of Work	SPK Vol (HM)	Progress	%
Sewa Excavator	17.633,60	30.434,36	172,59%

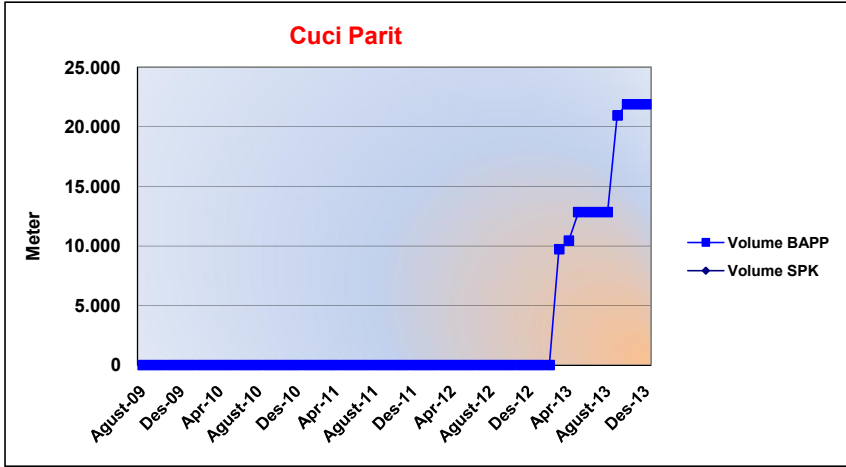


Month	Monthly Progress	Accumulated
Jul-09	218,10	218,10
Agust-09	461,80	679,90
Sep-09	24,90	704,80
Okt-09	120,70	825,50
Nop-09	423,00	1.248,50
Des-09	176,30	1.424,80
Jan-10	391,50	1.816,30
Feb-10	320,90	2.137,20
Mar-10	289,20	2.426,40
Apr-10	907,10	3.333,50
Mei-10	210,70	3.544,20
Jun-10	594,60	4.138,80
Jul-10	83,70	4.222,50
Agust-10	44,60	4.267,10
Sep-10	35,30	4.302,40
Okt-10	133,20	4.435,60
Nop-10	80,60	4.516,20
Des-10	14,10	4.530,30
Jan-11	47,90	4.578,20
Feb-11	47,70	4.625,90
Mar-11	73,50	4.699,40
Apr-11	431,70	5.131,10
Mei-11	536,80	5.667,90
Jun-11	200,80	5.868,70
Jul-11	554,90	6.423,60
Agust-11	413,60	6.837,20
Sep-11	172,00	7.009,20
Okt-11	613,90	7.623,10
Nop-11	727,70	8.350,80
Des-11	466,00	8.816,80
Jan-12	581,40	9.398,20
Feb-12	1.238,60	10.636,80
Mar-12	1.296,90	11.933,70
Apr-12	1.512,20	13.445,90
Mei-12	1.184,10	14.630,00
Jun-12	1.485,90	16.115,90
Jul-12	1.226,60	17.342,50
Agust-12	922,70	18.265,20
Sep-12	1.249,70	19.514,90
Okt-12	1.516,16	21.031,06
Nop-12	1.518,80	22.549,86
Des-12	1.118,00	23.667,86
Jan-13	746,00	24.413,86
Feb-13	972,00	25.385,86
Mar-13	826,00	26.211,86
Apr-13	892,00	27.103,86
Mei-13	288,00	27.391,86
Jun-13	477,00	27.868,86
Jul-13	260,00	28.128,86
Agust-13	298,50	28.427,36
Sep-13	656,00	29.083,36
Okt-13	535,00	29.618,36
Nop-13	428,00	30.046,36
Des-13	388,00	30.434,36
	30.434,36	



CLAIM SUMMARY - Bual Bual Estate

Type of Work	SPK Vol (Ha)	Progress	%
Cuci Parit	-	21.907,00	0,00%

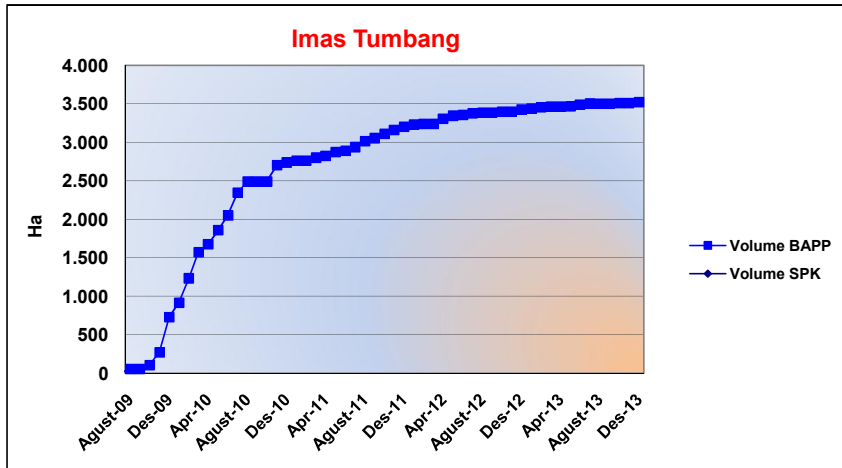


Month	Monthly Progress	Accumulated
Jul-09	-	-
Agust-09	-	-
Sep-09	-	-
Okt-09	-	-
Nop-09	-	-
Des-09	-	-
Jan-10	-	-
Feb-10	-	-
Mar-10	-	-
Apr-10	-	-
Mei-10	-	-
Jun-10	-	-
Jul-10	-	-
Agust-10	-	-
Sep-10	-	-
Okt-10	-	-
Nop-10	-	-
Des-10	-	-
Jan-11	-	-
Feb-11	-	-
Mar-11	-	-
Apr-11	-	-
Mei-11	-	-
Jun-11	-	-
Jul-11	-	-
Agust-11	-	-
Sep-11	-	-
Okt-11	-	-
Nop-11	-	-
Des-11	-	-
Jan-12	-	-
Feb-12	-	-
Mar-12	-	-
Apr-12	-	-
Mei-12	-	-
Jun-12	-	-
Jul-12	-	-
Agust-12	-	-
Sep-12	-	-
Okt-12	-	-
Nop-12	-	-
Des-12	-	-
Jan-13	-	-
Feb-13	-	-
Mar-13	9.734,00	9.734,00
Apr-13	736,00	10.470,00
Mei-13	2.371,00	12.841,00
Jun-13	-	12.841,00
Jul-13	-	12.841,00
Agust-13	-	12.841,00
Sep-13	8.128,00	20.969,00
Okt-13	938,00	21.907,00
Nop-13	-	21.907,00
Des-13	-	21.907,00
	21.907,00	



CLAIM SUMMARY - Bual Bual Estate

Type of Work	SPK Vol (Ha)	Progress	%
Imas Tumbang	3.499,24	-	100,75%



Month	Monthly Progress	Accumulated
Jul-09	-	-
Agust-09	59,75	59,75
Sep-09	-	59,75
Okt-09	49,80	109,55
Nop-09	166,16	275,71
Des-09	456,61	732,32
Jan-10	187,50	919,82
Feb-10	312,54	1.232,36
Mar-10	344,05	1.576,41
Apr-10	101,96	1.678,37
Mei-10	182,68	1.861,05
Jun-10	192,64	2.053,69
Jul-10	295,75	2.349,44
Agust-10	145,53	2.494,97
Sep-10	-	2.494,97
Okt-10	-	2.494,97
Nop-10	210,01	2.704,98
Des-10	31,88	2.736,86
Jan-11	26,09	2.762,95
Feb-11	-	2.762,95
Mar-11	36,83	2.799,78
Apr-11	25,68	2.825,46
Mei-11	51,70	2.877,16
Jun-11	16,39	2.893,55
Jul-11	42,71	2.936,26
Agust-11	80,65	3.016,91
Sep-11	36,40	3.053,31
Okt-11	58,89	3.112,20
Nop-11	51,41	3.163,61
Des-11	42,65	3.206,26
Jan-12	28,84	3.235,10
Feb-12	7,44	3.242,54
Mar-12	-	3.242,54
Apr-12	65,94	3.308,48
Mei-12	35,38	3.343,86
Jun-12	13,68	3.357,54
Jul-12	20,77	3.378,31
Agust-12	9,63	3.387,94
Sep-12	-	3.387,94
Okt-12	11,45	3.399,39
Nop-12	-	3.399,39
Des-12	29,60	3.428,99
Jan-13	11,86	3.440,85
Feb-13	17,03	3.457,88
Mar-13	10,35	3.468,23
Apr-13	-	3.468,23
Mei-13	3,57	3.471,80
Jun-13	18,69	3.490,49
Jul-13	11,59	3.502,08
Agust-13	0,70	3.502,78
Sep-13	-	3.502,78
Okt-13	8,66	3.511,44
Nop-13	1,13	3.512,57
Des-13	12,84	3.525,41
	3.525,41	