



DINAMIKA MULTI PRAKARSA

PROGRESS REPORT - Kebun Kawi

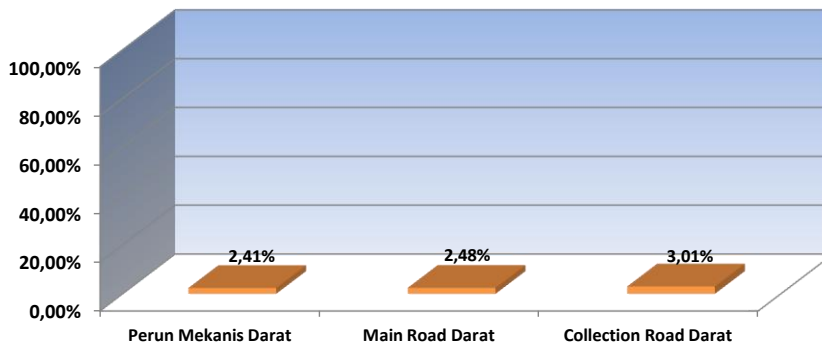
KONTRAK NO :

1. 016/DMPL/JKTO/05/2011-SWAB

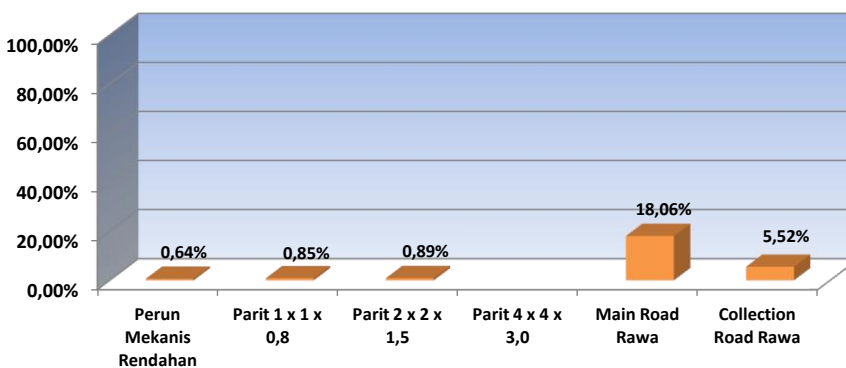
2. 018/DMPL/JKTO/05/2011-Jalur Tanam, BPRT, & PJLN

Jenis Pekerjaan	Unit	Vol SPK 01 Juni 2011 s.d 31 Desember 2013	Realisasi			%
			Akumulasi s.d Bulan Lalu	BAPP Desember 2012	s.d BAPP Desember 2012	
Bulldozer						
Perun Mekanis Darat	Ha	8.100,00	144,76	50,50	195,26	2,41%
Main Road Darat	Meter	45.900,00	1.139,16	-	1.139,16	2,48%
Collection Road Darat	Meter	151.200,00	4.556,98	-	4.556,98	3,01%
Jalan Countur	Meter	324.000,00	-	-	-	0,00%
Teras Countur	Meter	4.014.000,00	-	2.163,21	2.163,21	0,05%
Sewa Bulldozer	HM	-	4.185,70	419,60	4.605,30	-
Excavator						
Perun Mekanis Rendahan	Ha	900,00	5,72	-	5,72	0,64%
Parit 1 x 1 x 0,8	Meter	427.500,00	3.644,02	-	3.644,02	0,85%
Parit 2 x 2 x 1,5	Meter	111.240,00	987,61	-	987,61	0,89%
Parit 4 x 4 x 3,0	Meter	31.680,00	-	-	-	-
Main Road Rawa	Meter	9.180,00	1.658,13	-	1.658,13	18,06%
Collection Road Rawa	Meter	30.240,00	1.667,99	-	1.667,99	5,52%
Gorong-gorong Kayu	Unit	-	16,00	-	16,00	-
Jembatan Kayu 2 M	Unit	-	10,00	-	10,00	-
Jembatan Kayu 4 M	Unit	-	3,00	-	3,00	-
Jembatan Kayu 5-10 M	Unit	-	-	-	-	-
Jembatan Kayu > 10 M	Unit	-	-	-	-	-
Sewa Excavator	HM	-	2.354,00	349,90	2.703,90	-

Pekerjaan Bulldozer



Pekerjaan Excavator

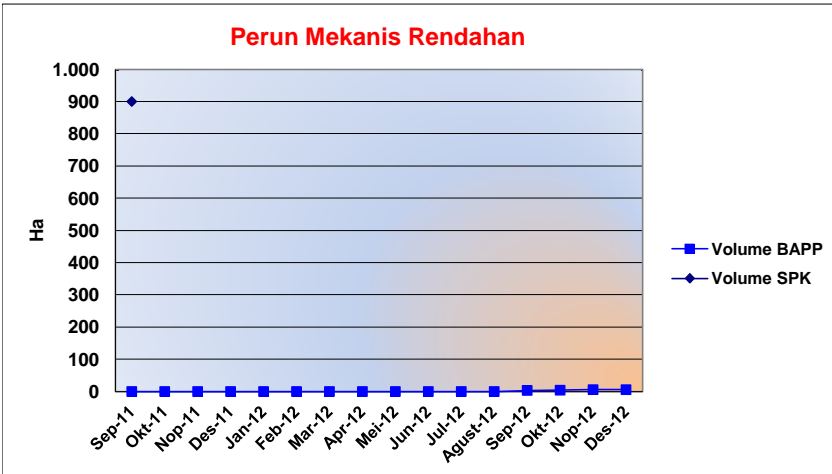




DINAMIKA MULTI PRAKARSA

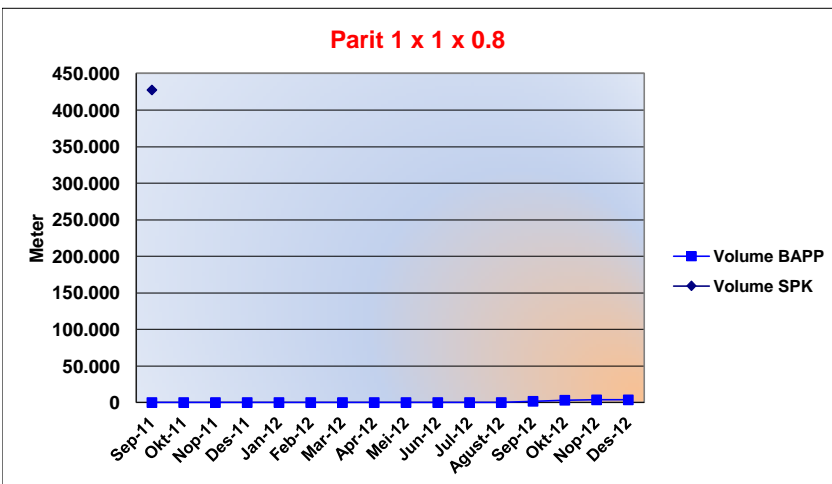
PROGRESS REPORT - Kebun Kawi

Jenis Pekerjaan	Unit	Vol SPK	Realisasi	%
Perun Mekanis Rendahan	Ha	900,00	5,72	0,64%



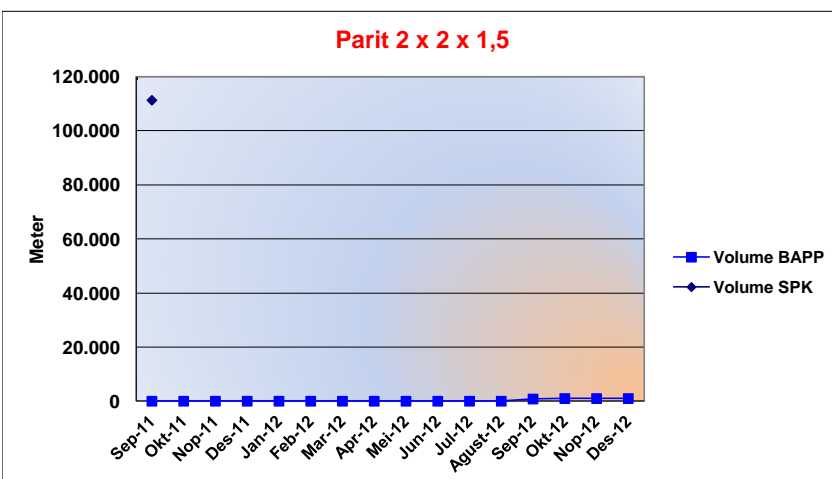
Bulan	Hasil per Bulan	Kumulatif
Sep-11	-	-
Okt-11	-	-
Nop-11	-	-
Des-11	-	-
Jan-12	-	-
Feb-12	-	-
Mar-12	-	-
Apr-12	-	-
Mei-12	-	-
Jun-12	-	-
Jul-12	-	-
Agust-12	-	-
Sep-12	3,31	3,31
Okt-12	0,80	4,11
Nop-12	1,61	5,72
Des-12	-	5,72
	5,72	

Jenis Pekerjaan	Unit	Vol SPK	Realisasi	%
Parit 1 x 1 x 0,8	Meter	427.500,00	3.644,02	0,85%



Bulan	Hasil per Bulan	Kumulatif
Sep-11	-	-
Okt-11	-	-
Nop-11	-	-
Des-11	-	-
Jan-12	-	-
Feb-12	-	-
Mar-12	-	-
Apr-12	-	-
Mei-12	-	-
Jun-12	-	-
Jul-12	-	-
Agust-12	-	-
Sep-12	1.684,19	1.684,19
Okt-12	1.465,20	3.149,39
Nop-12	494,63	3.644,02
Des-12	-	3.644,02
	3.644,02	

Jenis Pekerjaan	Unit	Vol SPK	Realisasi	%
Parit 2 x 2 x 1,5	Meter	111.240,00	987,61	0,89%



Bulan	Hasil per Bulan	Kumulatif
Sep-11	-	-
Okt-11	-	-
Nop-11	-	-
Des-11	-	-
Jan-12	-	-
Feb-12	-	-
Mar-12	-	-
Apr-12	-	-
Mei-12	-	-
Jun-12	-	-
Jul-12	-	-
Agust-12	-	-
Sep-12	806,80	806,80
Okt-12	180,81	987,61
Nop-12	-	987,61
Des-12	-	987,61
	987,61	

