



# PT. BORNEO SAWIT PERDANA

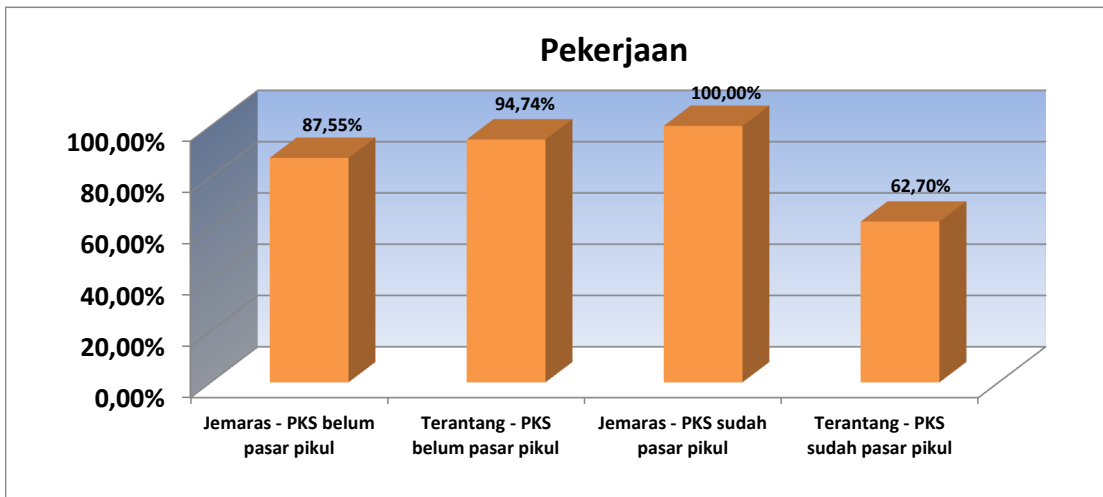
## PROGRESS REPORT - Kebun Jemaras

KONTRAK NO :

SPK No. BSP/JKTO/036/08/2013-Pungguhan PKS

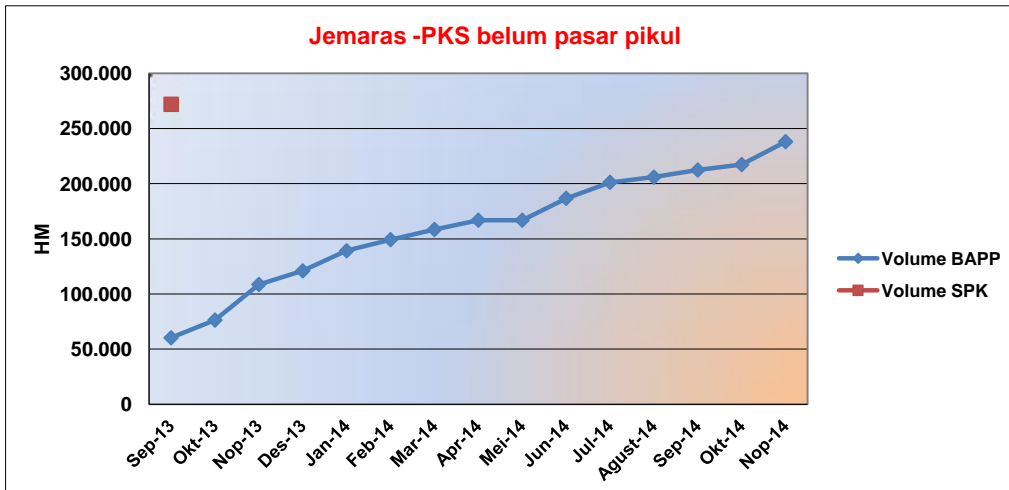
SPK NO. BSP/JKTO/058/10/2013-PUNGGUHAN PKS

Jenis Pekerjaan	Unit	Vol SPK 01 Sep 2013 s.d 31 Des 2014	Realisasi			%
			AKUMULASI S.D BULAN LALU	BAPP Nov 2014	S.D BAPP Nov 2014	
<b>BSP/JKTO/036/08/2013-Pungguhan PKS</b>	M3					
Jemaras - PKS belum pasar pikul		272.000,00	217.349,00	20.775,00	238.124,00	87,55%
Terantang - PKS belum pasar pikul		177.000,00	163.929,00	3.765,00	167.694,00	94,74%
<b>BSP/JKTO/058/10/2013-PUNGGUHAN PKS</b>	M3					
Jemaras - PKS sudah pasar pikul		106.100,00	105.813,00	287,00	106.100,00	100,00%
Terantang - PKS sudah pasar pikul		34.000,00	21.319,00	-	21.319,00	62,70%



### Chart & Detail Per Month

Jenis Pekerjaan	Unit	Vol SPK	Realisasi	%
Jemaras - PKS belum pasar pikul	M3	272.000,00	238.124,00	87,55%



Bulan	Hasil per Bulan	Kumulatif
Sep-13	60.304	60.304,00
Oct-13	16.085	76.389,00
Nov-13	32.273	108.662,00
Dec-13	12.347	121.009,00
Jan-14	18.228	139.237,00
Feb-14	10.058	149.295,00
Mar-14	9.239	158.534,00
Apr-14	8.399	166.933,00
May-14	-	166.933,00
Jun-14	19.838	186.771,00
Juli-14	14.462	201.233,00
Aug-14	4.745	205.978,00
Sep-14	6.394	212.372,00
Oct-14	4.977	217.349,00
Nov-14	20.775	238.124,00
	238.124	



# PT. BORNEO SAWIT PERDANA

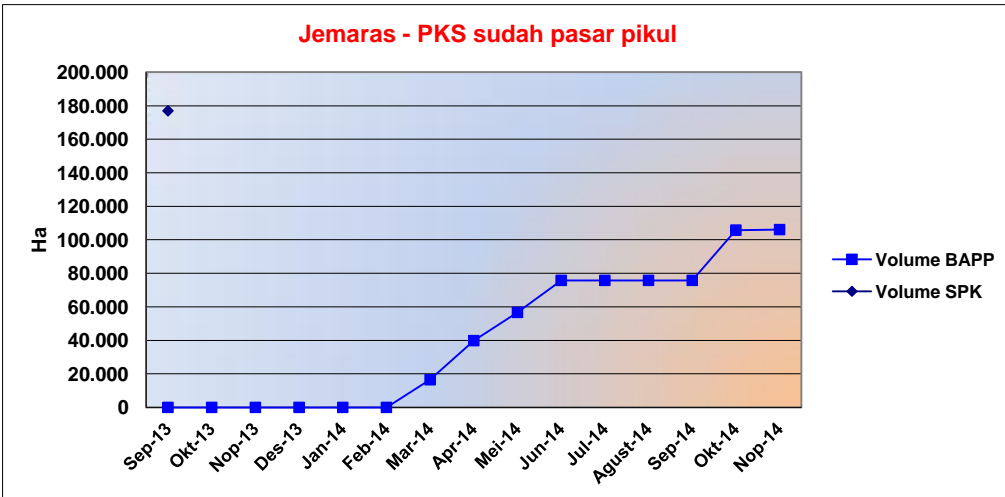
## PROGRESS REPORT - Kebun Jemaras

Jenis Pekerjaan	Unit	Vol SPK	Realisasi	%
Terantang - PKS belum pasar pikul	M3	177.000,00	167.694,00	94,74%



Bulan	Hasil per Bulan	Kumulatif
Sep-13	22.049	22.049,00
Oct-13	23.636	45.685,00
Nov-13	16.776	62.461,00
Dec-13	40.925	103.386,00
Jan-14	2.094	105.480,00
Feb-14	10.949	116.429,00
Mar-14	4.709	121.138,00
Apr-14	23.938	145.076,00
May-14	8.470	153.546,00
Jun-14	3.062	156.608,00
Jul-14	2.381	158.989,00
Aug-14	518	159.507,00
Sep-14	2.385	161.892,00
Oct-14	2.037	163.929,00
Nov-14	3.765	167.694,00
	167.694	

Jenis Pekerjaan	Unit	Vol SPK	Realisasi	%
Jemaras - PKS sudah pasar pikul	M3	106.100,00	106.100,00	100,00%



Bulan	Hasil per Bulan	Kumulatif
Sep-13	-	-
Oct-13	-	-
Nov-13	-	-
Dec-13	-	-
Jan-14	-	-
Feb-14	-	-
Mar-14	16.485	16.485,00
Apr-14	23.369	39.854,00
May-14	16.826	56.680,00
Jun-14	19.126	75.806,00
Jul-14	-	75.806,00
Aug-14	-	75.806,00
Sep-14	-	75.806,00
Oct-14	30.007	105.813,00
Nov-14	287	106.100,00
	106.100	

Jenis Pekerjaan	Unit	Vol SPK	Realisasi	%
Terantang - PKS sudah pasar pikul	M3	34.000,00	21.319,00	62,70%



Bulan	Hasil per Bulan	Kumulatif
Sep-13	-	-
Oct-13	-	-
Nov-13	-	-
Dec-13	-	-
Jan-14	-	-
Feb-14	-	-
Mar-14	21.319	21.319,00
Apr-14	-	21.319,00
May-14	-	21.319,00
Jun-14	-	21.319,00
Jul-14	-	21.319,00
Aug-14	-	21.319,00
Sep-14	-	21.319,00
Oct-14	-	21.319,00
Nov-14	-	21.319,00
	21.319	