

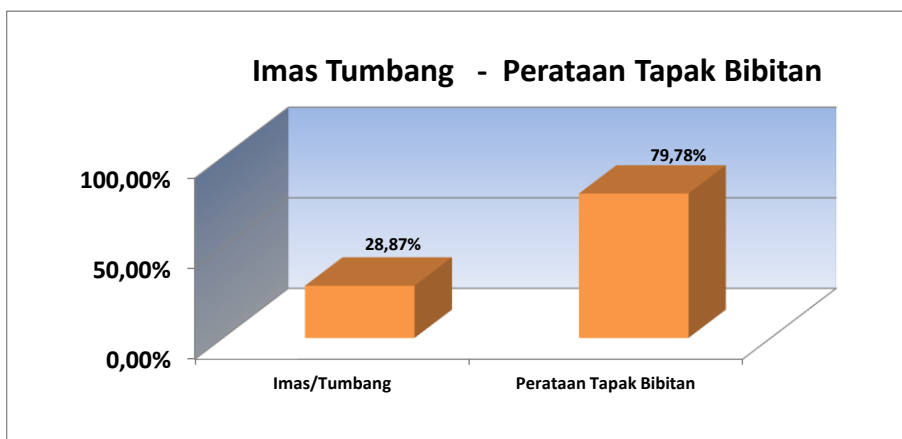
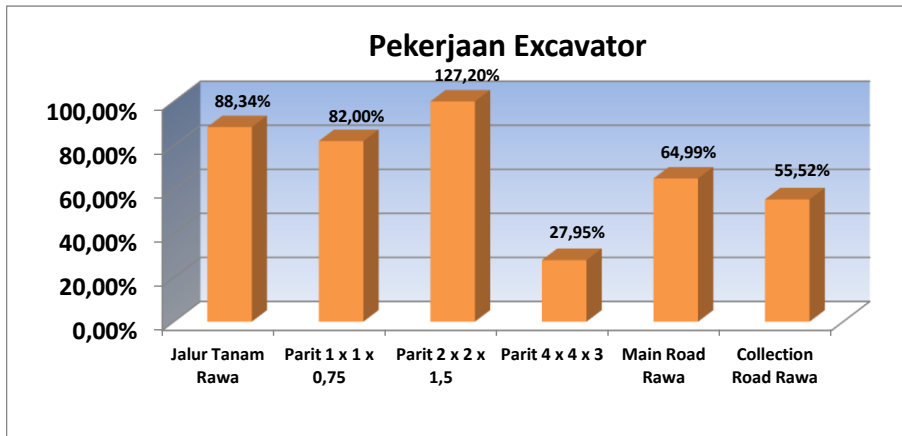
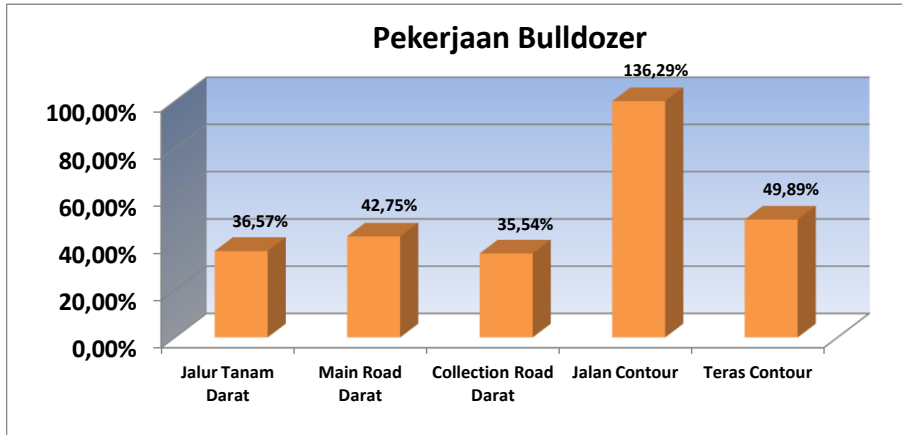


PROGRESS REPORT - Kebun Belian

KONTRAK NO :

1. SPK No. BLNE/JKTO/11/07/029 - Jalur Tanam, BPRT, & PJLN
2. SPK No. BLNE/JKTO/11/07/031 - SWAB
3. SPK No. BLNE/JKTO/11/07/028 - Imas Tumbang
4. SPK No. BLNE/JKTO/11/07/030 - Penyiapan Lahan Bibitan

Jenis Pekerjaan	Unit	Vol SPK 20 Nop '07 s.d 31 Des ' 12	Realisasi			%
			AKUMULASI s.d BULAN LALU	BAPP Sept' 2012	s.d BAPP Sept' 2012	
Bulldozer						
Jalur Tanam Darat	Ha	8.100,00	2.940,67	21,68	2.962,35	36,57%
Main Road Darat	Meter	66.402,00	28.389,04	-	28.389,04	42,75%
Collection Road Darat	Meter	218.085,00	77.500,15	-	77.500,15	35,54%
Jalan Contour	Meter	111.300,00	147.045,80	4.645,95	151.691,75	136,29%
Teras Contour	Meter	1.605.600,00	796.537,05	4.430,86	800.967,91	49,89%
Sewa Buldozer	HM	-	31.304,10	180,80	31.484,90	
Excavator						
Jalur Tanam Rawa	Ha	1.900,00	1.657,92	20,47	1.678,39	88,34%
Parit 1 x 1 x 0,75	Meter	395.275,00	323.141,21	987,06	324.128,27	82,00%
Parit 2 x 2 x 1,5	Meter	100.000,00	124.980,89	2.217,35	127.198,24	127,20%
Parit 4 x 4 x 3	Meter	42.050,00	11.447,33	307,63	11.754,96	27,95%
Main Road Rawa	Meter	19.380,00	12.594,40	-	12.594,40	64,99%
Collection Road Rawa	Meter	63.650,00	35.339,03	-	35.339,03	55,52%
Gorong-gorong	Unit	-	223,00	2,00	225,00	
Jembatan 2 M	Unit	-	589,00	11,00	600,00	
Jembatan 4 M	Unit	-	94,00	1,00	95,00	
Jembatan 5-10 M	Unit	-	1,00	-	1,00	
Jembatan > 10 M	Unit	-	-	-	-	
Sewa Excavator	HM	-	37.019,12	76,80	37.095,92	
Imas/Tumbang	Ha	10.000,00	2.886,86	-	2.886,86	28,87%
Perataan Tapak Bibitan	Ha	80,00	63,82	-	63,82	79,78%

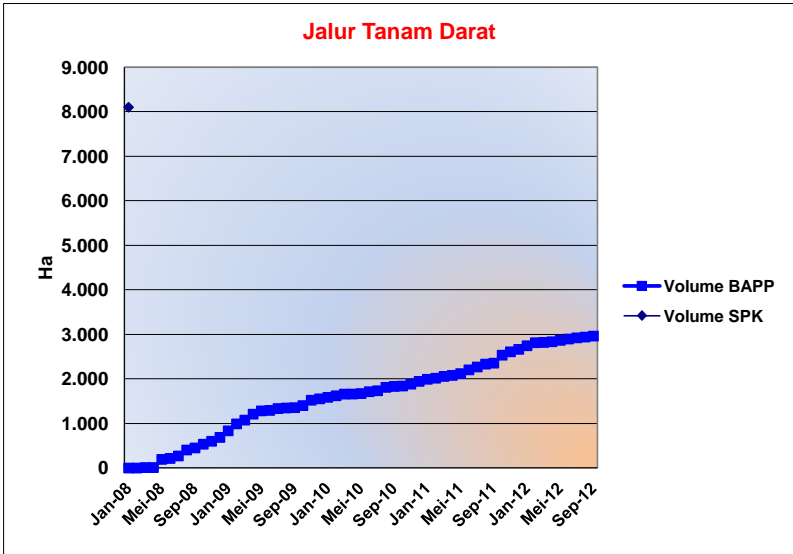




PROGRESS REPORT - Kebun Belian

Chart & Detail Per Month

Jenis Pekerjaan	Unit	Vol SPK	Realisasi	%
Jalur Tanam Darat	Ha	8.100,00	2.962,35	36,57%

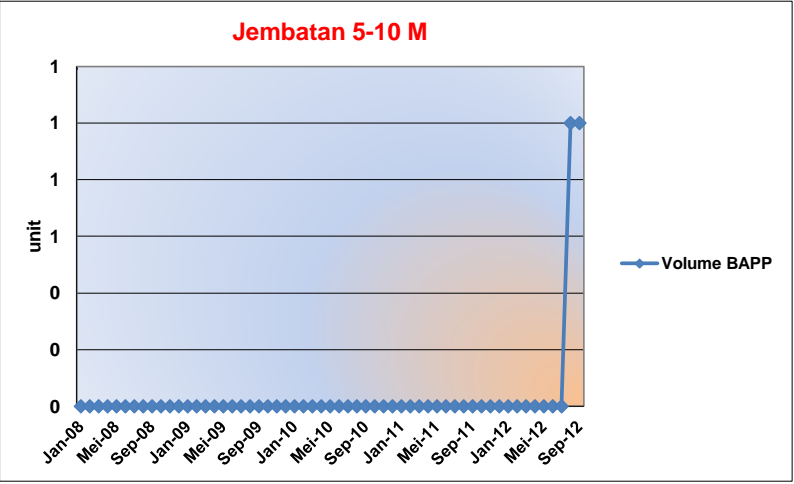


Bulan	Hasil per Bulan	Kumulatif
Jan-08	-	-
Feb-08	-	-
Mar-08	11,69	11,69
Apr-08	-	11,69
Mei-08	182,38	194,07
Jun-08	20,36	214,43
Jul-08	56,82	271,25
Agust-08	133,78	405,03
Sep-08	46,39	451,42
Okt-08	83,50	534,92
Nop-08	65,97	600,89
Des-08	85,35	686,24
Jan-09	149,41	835,65
Feb-09	155,66	991,31
Mar-09	84,61	1.075,92
Apr-09	133,97	1.209,89
Mei-09	73,52	1.283,41
Jun-09	10,05	1.293,46
Jul-09	43,33	1.336,79
Agust-09	11,50	1.348,29
Sep-09	7,64	1.355,93
Okt-09	46,81	1.402,74
Nop-09	119,42	1.522,16
Des-09	31,02	1.553,18
Jan-10	34,00	1.587,18
Feb-10	35,84	1.623,02
Mar-10	36,70	1.659,72
Apr-10	1,56	1.661,28
Mei-10	11,98	1.673,26
Jun-10	40,61	1.713,87
Jul-10	21,49	1.735,36
Agust-10	75,59	1.810,95
Sep-10	20,62	1.831,57
Okt-10	9,57	1.841,14
Nop-10	42,22	1.883,36
Des-10	62,19	1.945,55
Jan-11	47,31	1.992,86
Feb-11	23,60	2.016,46
Mar-11	40,03	2.056,49
Apr-11	22,47	2.078,96
Mei-11	41,44	2.120,40
Jun-11	83,57	2.203,97
Jul-11	64,95	2.268,92
Agust-11	64,53	2.333,45
Sep-11	21,52	2.354,97
Okt-11	178,71	2.533,68
Nop-11	75,83	2.609,51
Des-11	54,80	2.664,31
Jan-12	81,05	2.745,36
Feb-12	68,24	2.813,60
Mar-12	5,16	2.818,76
Apr-12	16,88	2.835,64
Mei-12	30,52	2.866,16
Jun-12	30,62	2.896,78
Jul-12	25,74	2.922,52
Agust-12	18,15	2.940,67
Sep-12	21,68	2.962,35
	2.962,35	



PROGRESS REPORT - Kebun Belian

Jenis Pekerjaan	Unit	Vol SPK	Realisasi	%
Jembatan 5-10 M	Unit	-	1,00	0,00%



Bulan	Hasil per Bulan	Kumulatif
Jan-08	-	-
Feb-08	-	-
Mar-08	-	-
Apr-08	-	-
Mei-08	-	-
Jun-08	-	-
Jul-08	-	-
Agust-08	-	-
Sep-08	-	-
Okt-08	-	-
Nop-08	-	-
Des-08	-	-
Jan-09	-	-
Feb-09	-	-
Mar-09	-	-
Apr-09	-	-
Mei-09	-	-
Jun-09	-	-
Jul-09	-	-
Agust-09	-	-
Sep-09	-	-
Okt-09	-	-
Nop-09	-	-
Des-09	-	-
Jan-10	-	-
Feb-10	-	-
Mar-10	-	-
Apr-10	-	-
Mei-10	-	-
Jun-10	-	-
Jul-10	-	-
Agust-10	-	-
Sep-10	-	-
Okt-10	-	-
Nop-10	-	-
Des-10	-	-
Jan-11	-	-
Feb-11	-	-
Mar-11	-	-
Apr-11	-	-
Mei-11	-	-
Jun-11	-	-
Jul-11	-	-
Agust-11	-	-
Sep-11	-	-
Okt-11	-	-
Nop-11	-	-
Des-11	-	-
Jan-12	-	-
Feb-12	-	-
Mar-12	-	-
Apr-12	-	-
Mei-12	-	-
Jun-12	-	-
Jul-12	-	-
Agust-12	1,00	1,00
Sep-12	-	1,00
	1,00	

