



PT. BUANA ADHITAMA

PROGRESS REPORT - Kebun Sapiri

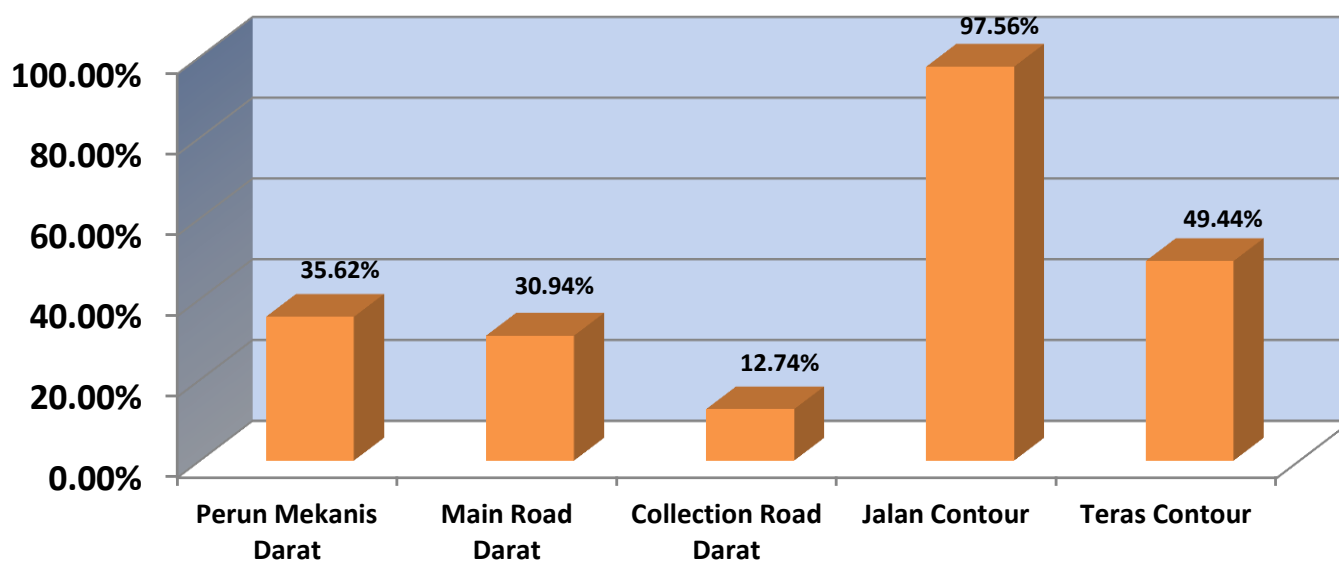
KONTRAK NO :

1. 092/SPRE/BADL/06/2009-PL

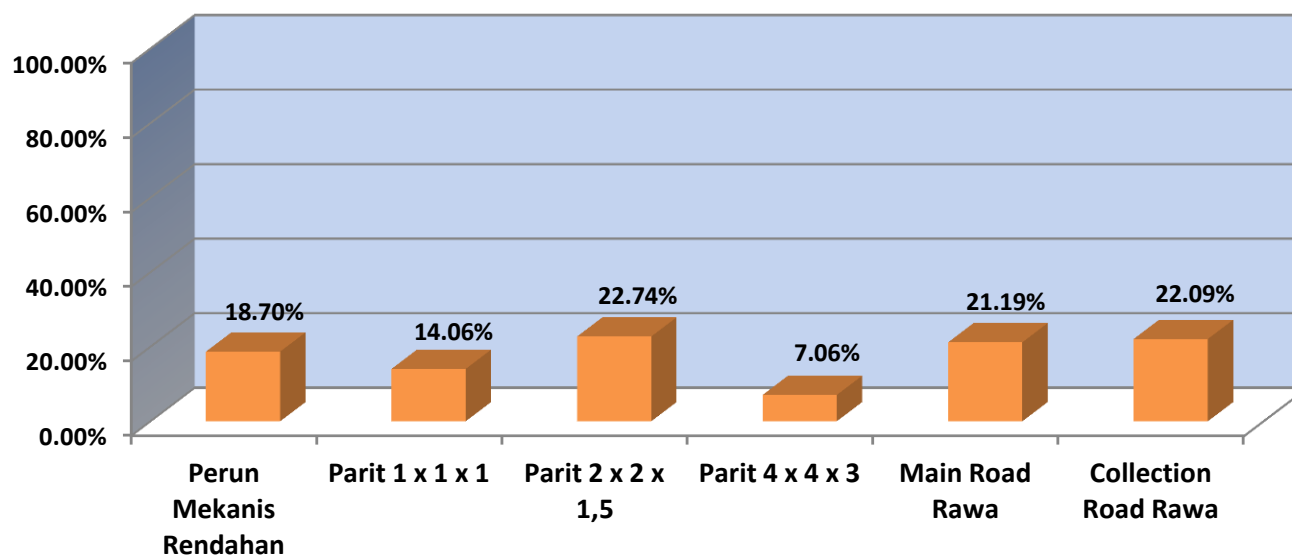
2. 093/SPRE/BADL/06/2009-SWAB

Jenis Pekerjaan	Unit	Vol SPK 02 Juni 2009 s.d 31 Desember 2011	Realisasi			%
			AKUMULASI S.D BULAN LALU	BAPP September 2010	s.d BAPP September 2010	
Bulldozer						
Perun Mekanis Darat	Ha	1,200.00	427.40	-	427.40	35.62%
Main Road Darat	Meter	6,120.00	1,893.24	-	1,893.24	30.94%
Collection Road Darat	Meter	20,160.00	2,568.01	-	2,568.01	12.74%
Jalan Contour	Meter	72,000.00	70,246.22	-	70,246.22	97.56%
Teras Contour	Meter	669,000.00	326,471.99	4,285.69	330,757.68	49.44%
Sewa Buldozer	HM	-	2,583.40	37.00	2,620.40	
Excavator						
Perun Mekanis Rendahan	Ha	1,800.00	336.67	-	336.67	18.70%
Parit 1 x 1 x 1	Meter	621,000.00	87,300.68	-	87,300.68	14.06%
Parit 2 x 2 x 1,5	Meter	72,480.00	16,484.27	-	16,484.27	22.74%
Parit 4 x 4 x 3	Meter	21,000.00	1,483.17	-	1,483.17	7.06%
Main Road Rawa	Meter	18,360.00	3,890.67	-	3,890.67	21.19%
Collection Road Rawa	Meter	60,480.00	13,357.77	-	13,357.77	22.09%
Gorong-gorong Kayu	Unit	-	39.00	-	39.00	
Jembatan Kayu 2 M	Unit	-	135.00	-	135.00	
Jembatan Kayu 4 M	Unit	-	4.00	-	4.00	
Jembatan Kayu 5-10 M	Unit	-	-	-	-	
Jembatan Kayu > 10 M	Unit	-	-	-	-	
Sewa Excavator	HM	-	1,441.90	23.00	1,464.90	

Pekerjaan Bulldozer



Pekerjaan Excavator





PROGRESS REPORT - Kebun Sapiri

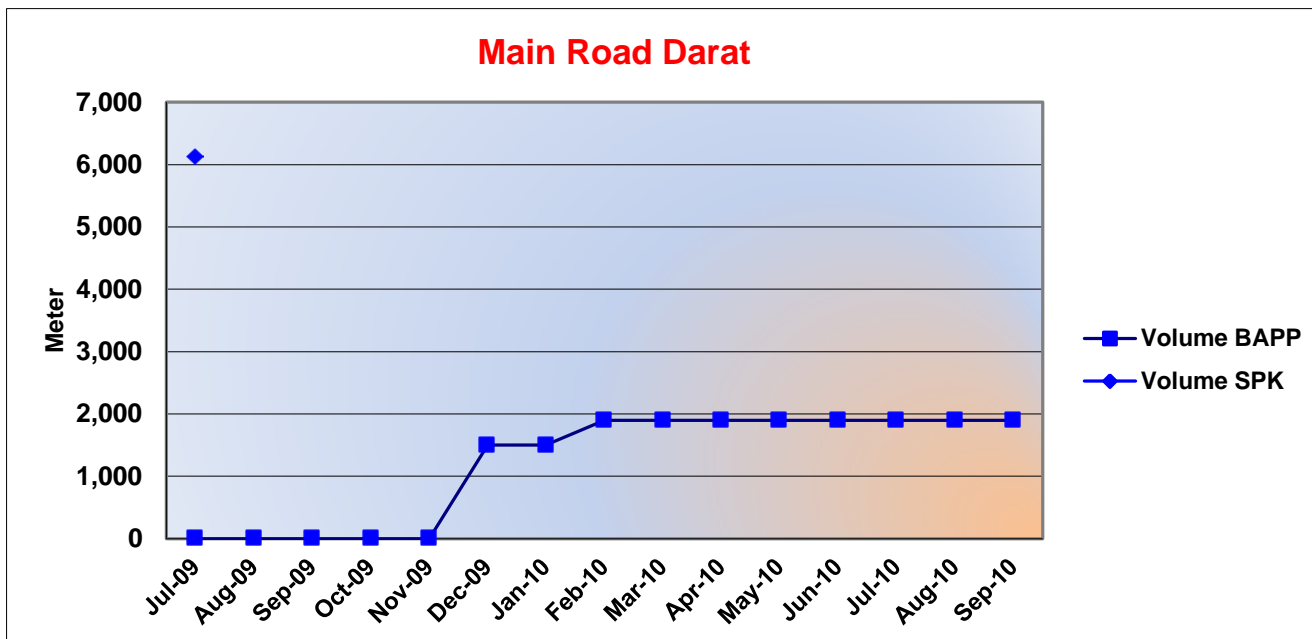
Chart & Detail Per Month

Jenis Pekerjaan	Unit	Vol SPK	Realisasi	%
Perun Mekanis Darat	Ha	1,200.00	427.40	35.62%



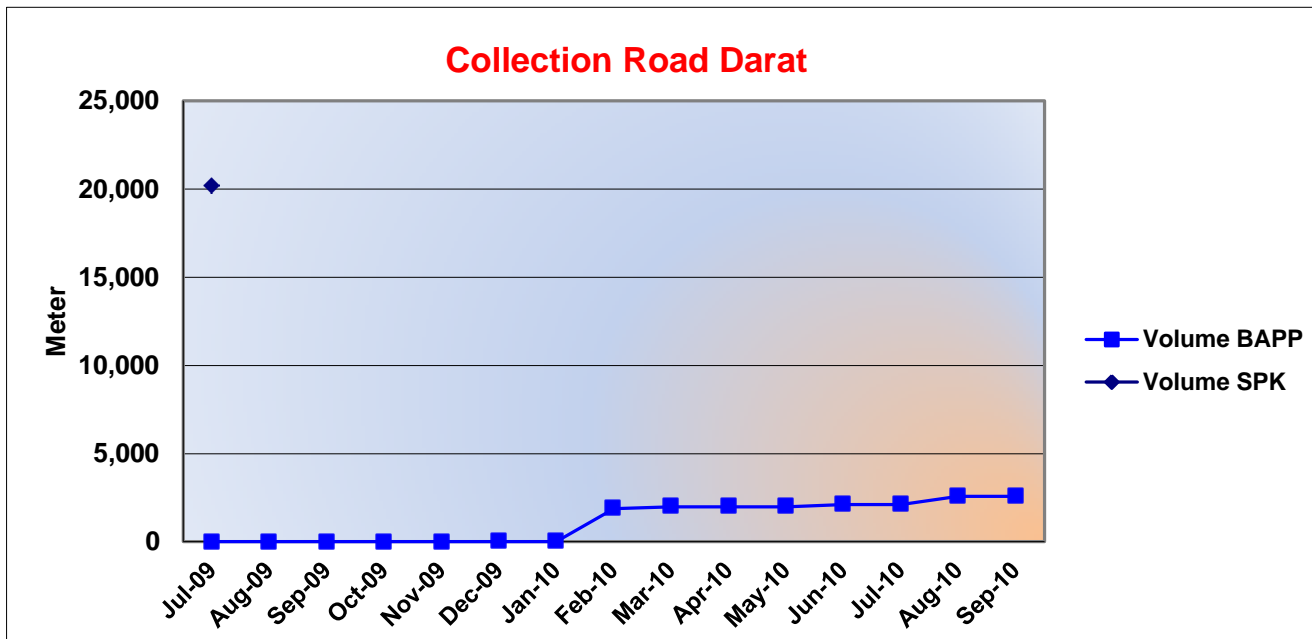
Bulan	Hasil per Bulan	Kumulatif
Jul-09	10.00	10.00
Aug-09	33.11	43.11
Sep-09	34.69	77.80
Oct-09	9.75	87.55
Nov-09	5.36	92.91
Dec-09	43.11	136.02
Jan-10	33.36	169.38
Feb-10	30.82	200.20
Mar-10	47.09	247.29
Apr-10	45.80	293.09
May-10	28.32	321.41
Jun-10	29.11	350.52
Jul-10	54.90	405.42
Aug-10	21.98	427.40
Sep-10	-	427.40
	427.40	

Jenis Pekerjaan	Unit	Vol SPK	Realisasi	%
Main Road Darat	Meter	6,120.00	1,893.24	30.94%



Bulan	Hasil per Bulan	Kumulatif
Jul-09	-	-
Aug-09	-	-
Sep-09	-	-
Oct-09	-	-
Nov-09	-	-
Dec-09	1,501.85	1,501.85
Jan-10	-	1,501.85
Feb-10	391.39	1,893.24
Mar-10	-	1,893.24
Apr-10	-	1,893.24
May-10	-	1,893.24
Jun-10	-	1,893.24
Jul-10	-	1,893.24
Aug-10	-	1,893.24
Sep-10	-	1,893.24
	1,893.24	

Jenis Pekerjaan	Unit	Vol SPK	Realisasi	%
Collection Road Darat	Meter	20,160.00	2,568.01	12.74%



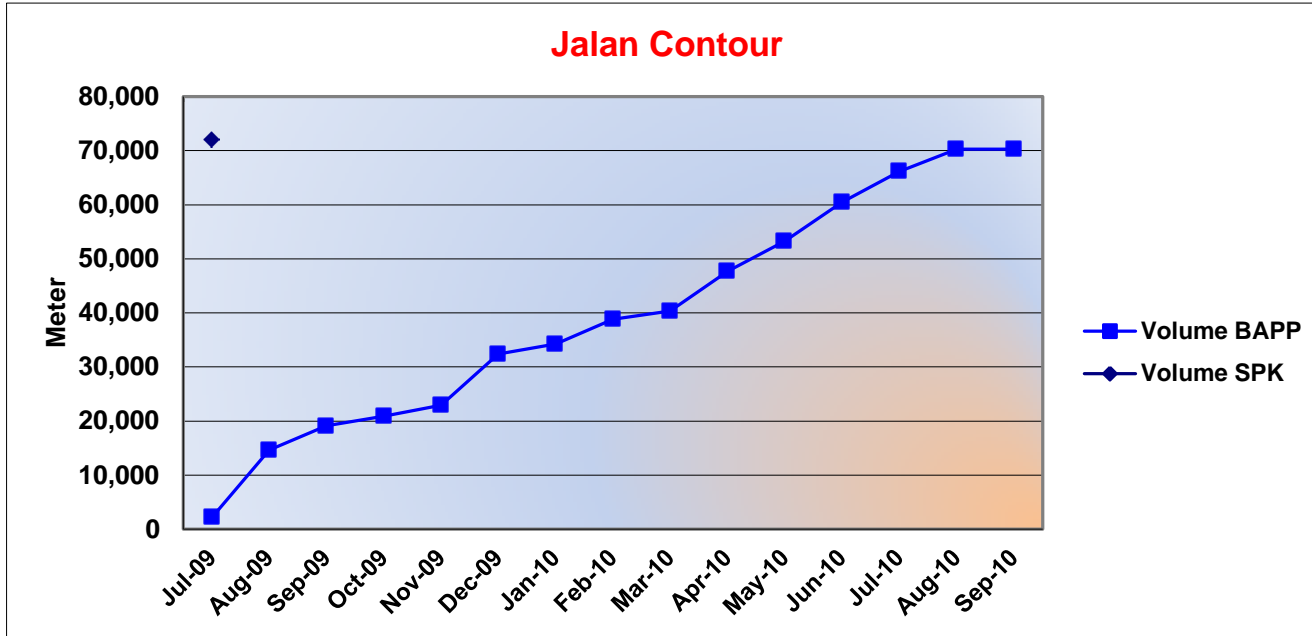
Bulan	Hasil per Bulan	Kumulatif
Jul-09	-	-
Aug-09	-	-
Sep-09	-	-
Oct-09	-	-
Nov-09	-	-
Dec-09	13.41	13.41
Jan-10	-	13.41
Feb-10	1,858.29	1,871.70
Mar-10	109.08	1,980.78
Apr-10	-	1,980.78
May-10	-	1,980.78
Jun-10	141.73	2,122.51
Jul-10	-	2,122.51
Aug-10	445.50	2,568.01
Sep-10	-	2,568.01
	2,568.01	



PT. BUANA ADHITAMA

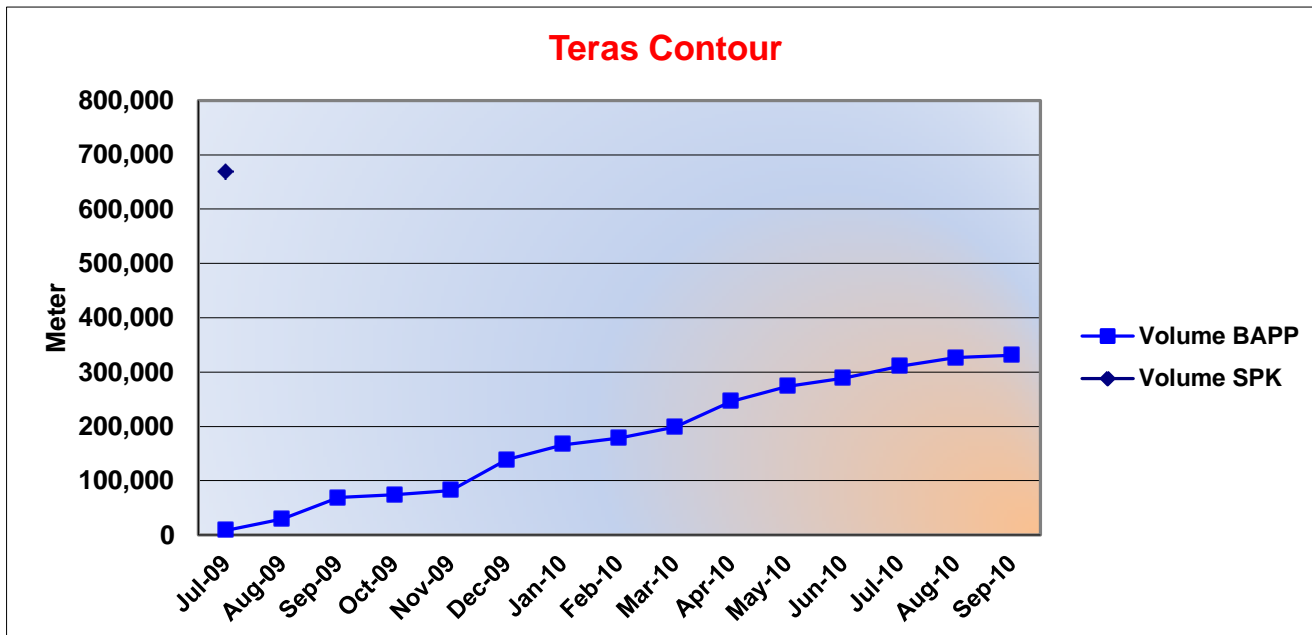
PROGRESS REPORT - Kebun Sapiri

Jenis Pekerjaan	Unit	Vol SPK	Realisasi	%
Jalan Contour	Meter	72,000.00	70,246.22	97.56%



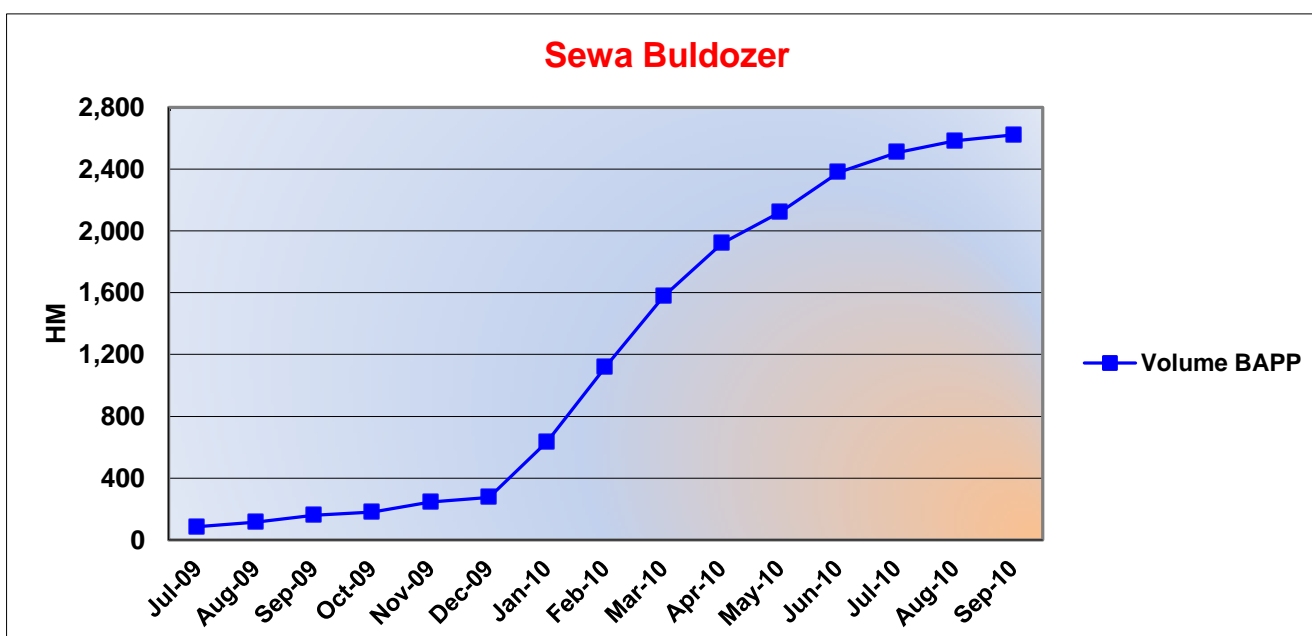
Bulan	Hasil per Bulan	Kumulatif
Jul-09	2,233.21	2,233.21
Aug-09	12,373.13	14,606.34
Sep-09	4,493.33	19,099.67
Oct-09	1,808.31	20,907.98
Nov-09	1,991.33	22,899.31
Dec-09	9,535.71	32,435.02
Jan-10	1,793.03	34,228.05
Feb-10	4,585.45	38,813.50
Mar-10	1,526.61	40,340.11
Apr-10	7,348.52	47,688.63
May-10	5,569.83	53,258.46
Jun-10	7,247.64	60,506.10
Jul-10	5,630.59	66,136.69
Aug-10	4,109.53	70,246.22
Sep-10	-	70,246.22
	70,246.22	

Jenis Pekerjaan	Unit	Vol SPK	Realisasi	%
Teras Contour	Meter	669,000.00	330,757.68	49.44%



Bulan	Hasil per Bulan	Kumulatif
Jul-09	8,471.43	8,471.43
Aug-09	20,905.07	29,376.50
Sep-09	39,510.22	68,886.72
Oct-09	4,949.58	73,836.30
Nov-09	8,311.88	82,148.18
Dec-09	56,794.92	138,943.10
Jan-10	27,241.89	166,184.99
Feb-10	12,724.52	178,909.51
Mar-10	19,506.42	198,415.93
Apr-10	47,421.20	245,837.13
May-10	27,630.90	273,468.03
Jun-10	15,249.28	288,717.31
Jul-10	21,893.64	310,610.95
Aug-10	15,861.04	326,471.99
Sep-10	4,285.69	330,757.68
	330,757.68	

Jenis Pekerjaan	Unit	Vol SPK	Realisasi	%
Sewa Buldozer	HM	-	2,620.40	0.00%



Bulan	Hasil per Bulan	Kumulatif
Jul-09	84.60	84.60
Aug-09	30.00	114.60
Sep-09	44.00	158.60
Oct-09	22.00	180.60
Nov-09	66.00	246.60
Dec-09	28.500	275.10
Jan-10	361.30	636.40
Feb-10	485.00	1,121.40
Mar-10	456.00	1,577.40
Apr-10	342.00	1,919.40
May-10	203.00	2,122.40
Jun-10	257.00	2,379.40
Jul-10	128.00	2,507.40
Aug-10	76.00	2,583.40
Sep-10	37.00	2,620.40
	2,620.40	



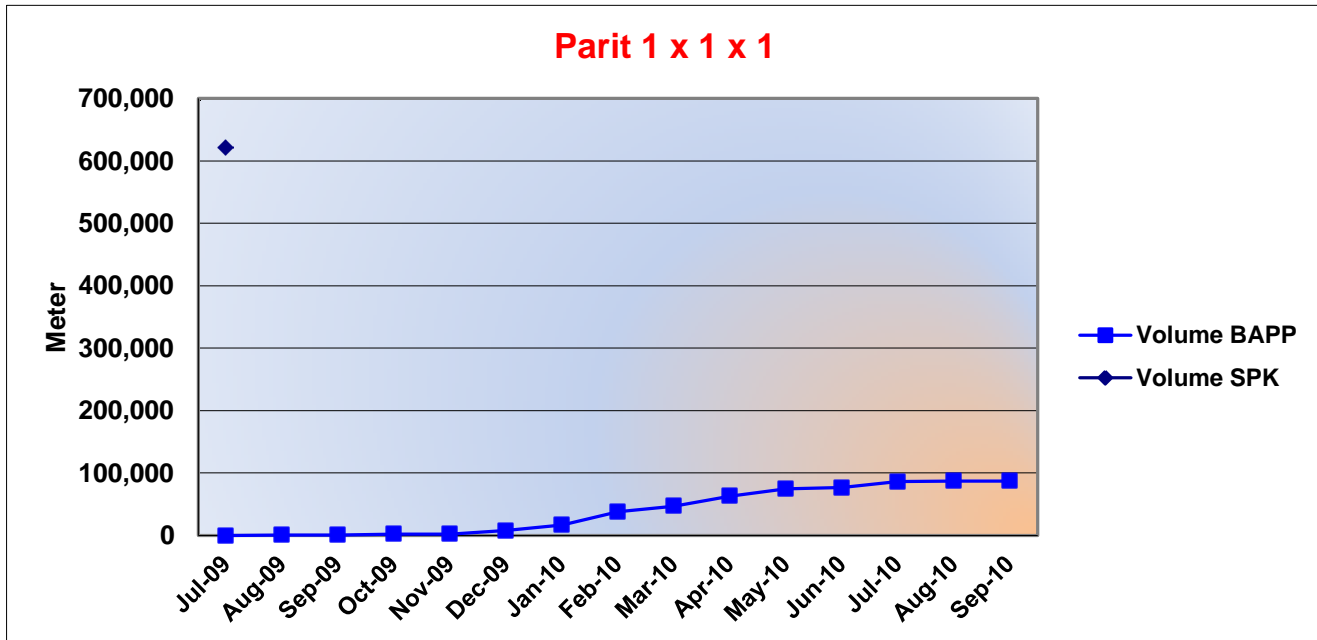
PROGRESS REPORT - Kebun Sapiri

Jenis Pekerjaan	Unit	Vol SPK	Realisasi	%
Perun Mekanis Rendahan	Ha	1,800.00	336.67	18.70%



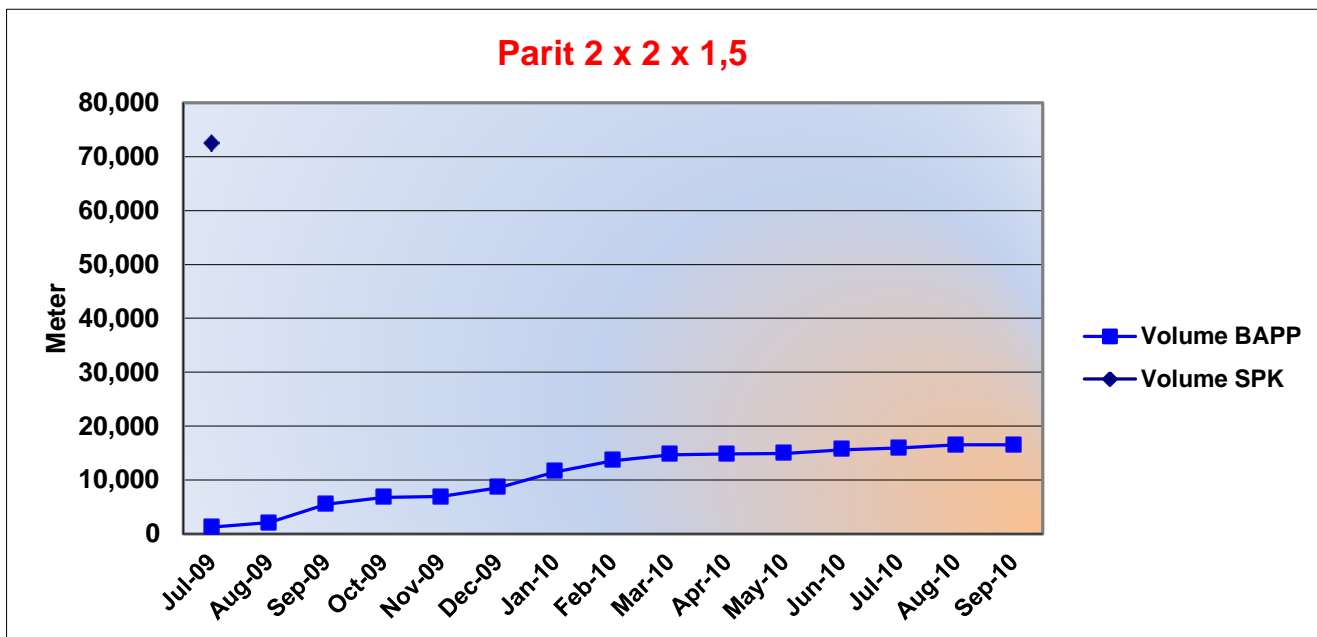
Bulan	Hasil per Bulan	Kumulatif
Jul-09	1.86	1.86
Aug-09	3.23	5.09
Sep-09	8.78	13.87
Oct-09	3.97	17.84
Nov-09	0.23	18.07
Dec-09	12.180	30.25
Jan-10	59.06	89.31
Feb-10	54.32	143.63
Mar-10	64.40	208.03
Apr-10	52.49	260.52
May-10	20.61	281.13
Jun-10	7.20	288.33
Jul-10	38.08	326.41
Aug-10	10.26	336.67
Sep-10	-	336.67
	336.67	

Jenis Pekerjaan	Unit	Vol SPK	Realisasi	%
Parit 1 x 1 x 1	Meter	621,000.00	87,300.68	14.06%



Bulan	Hasil per Bulan	Kumulatif
Jul-09	-	-
Aug-09	562.13	562.13
Sep-09	26.42	588.55
Oct-09	1,676.02	2,264.57
Nov-09	-	2,264.57
Dec-09	5,696.140	7,960.71
Jan-10	8,700.680	16,661.39
Feb-10	20,999.640	37,661.03
Mar-10	8,803.540	46,464.57
Apr-10	16,546.880	63,011.45
May-10	11,728.460	74,739.91
Jun-10	2,235.870	76,975.78
Jul-10	9,113.720	86,089.50
Aug-10	1,211.180	87,300.68
Sep-10	-	87,300.68
	87,300.68	

Jenis Pekerjaan	Unit	Vol SPK	Realisasi	%
Parit 2 x 2 x 1,5	Meter	72,480.00	16,484.27	22.74%



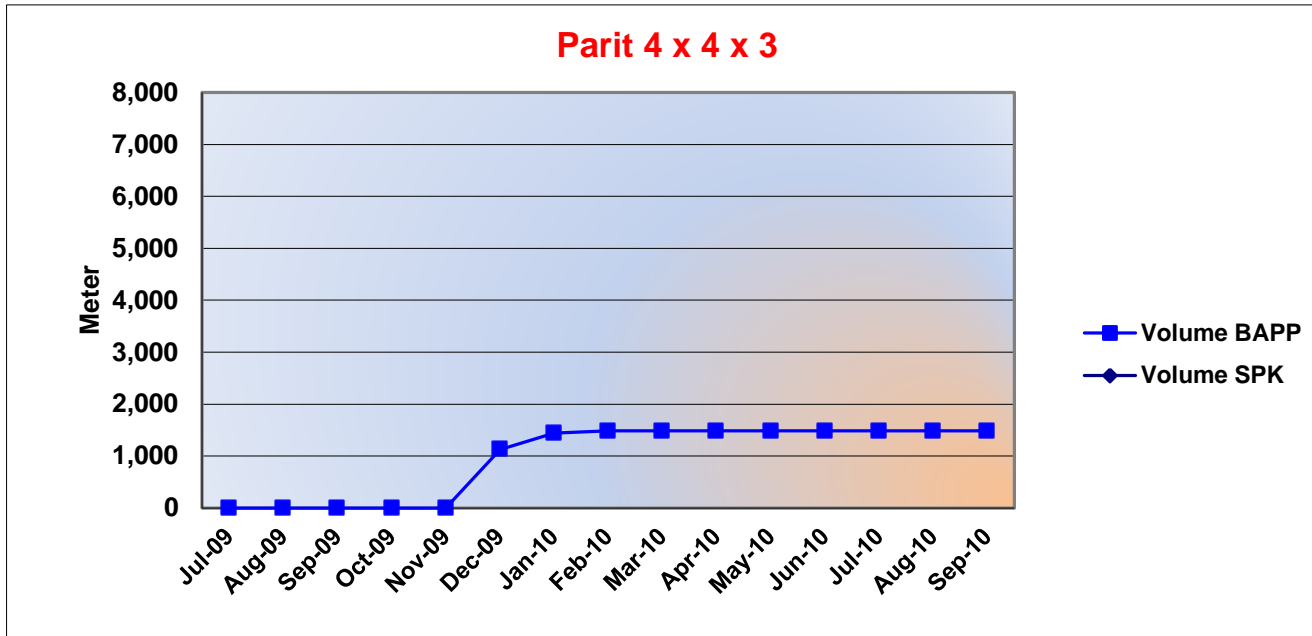
Bulan	Hasil per Bulan	Kumulatif
Jul-09	1,222.72	1,222.72
Aug-09	819.97	2,042.69
Sep-09	3,464.94	5,507.63
Oct-09	1,256.88	6,764.51
Nov-09	127.44	6,891.95
Dec-09	1,631.260	8,523.21
Jan-10	3,002.950	11,526.16
Feb-10	2,055.370	13,581.53
Mar-10	1,104.680	14,686.21
Apr-10	110.490	14,796.70
May-10	122.580	14,919.28
Jun-10	692.740	15,612.02
Jul-10	289.410	15,901.43
Aug-10	582.840	16,484.27
Sep-10	-	16,484.27
	16,484.27	



PT. BUANA ADHITAMA

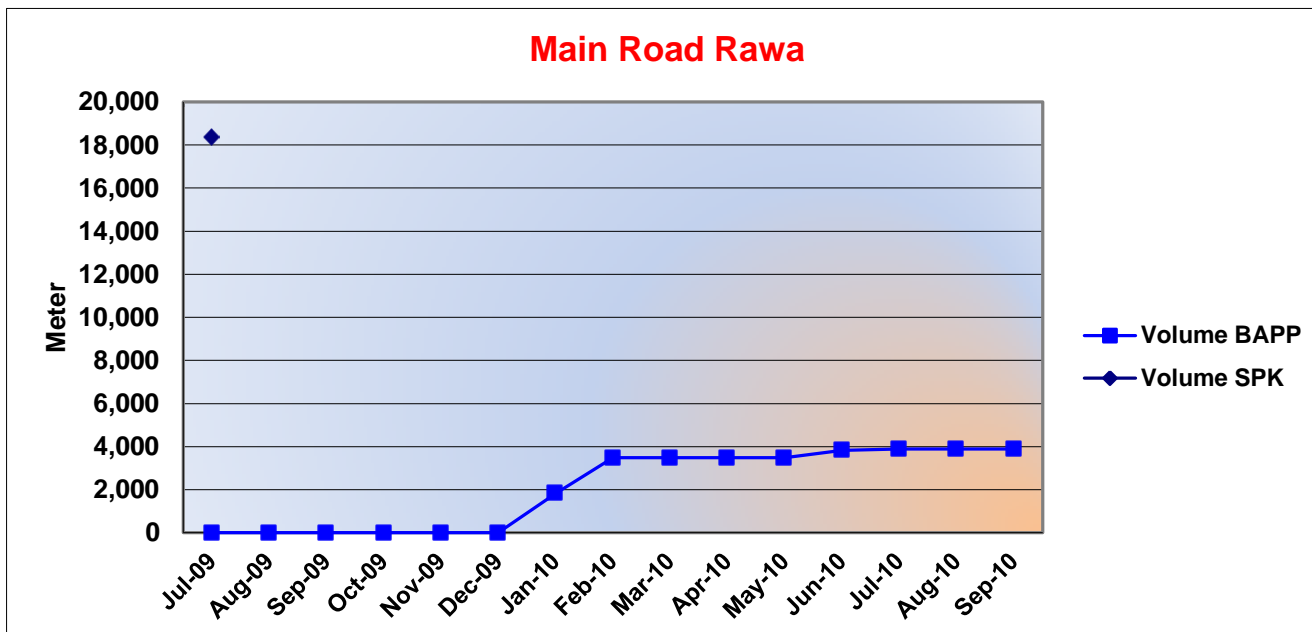
PROGRESS REPORT - Kebun Sapiri

Jenis Pekerjaan	Unit	Vol SPK	Realisasi	%
Parit 4 x 4 x 3	Meter	21,000.00	1,483.17	7.06%



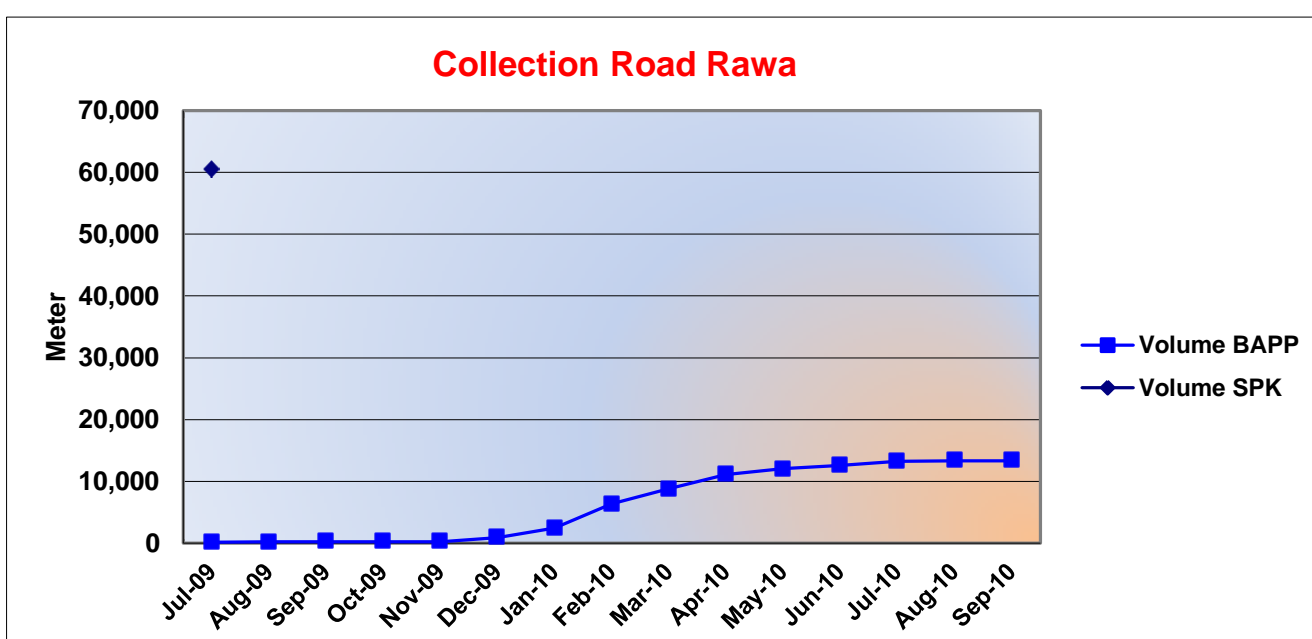
Bulan	Hasil per Bulan	Kumulatif
Jul-09	-	-
Aug-09	-	-
Sep-09	-	-
Oct-09	-	-
Nov-09	-	-
Dec-09	1,129.21	1,129.21
Jan-10	309.77	1,438.98
Feb-10	44.19	1,483.17
Mar-10	-	1,483.17
Apr-10	-	1,483.17
May-10	-	1,483.17
Jun-10	-	1,483.17
Jul-10	-	1,483.17
Aug-10	-	1,483.17
Sep-10	-	1,483.17
	1,483.17	

Jenis Pekerjaan	Unit	Vol SPK	Realisasi	%
Main Road Rawa	Meter	18,360.00	3,890.67	21.19%



Bulan	Hasil per Bulan	Kumulatif
Jul-09	-	-
Aug-09	-	-
Sep-09	-	-
Oct-09	-	-
Nov-09	-	-
Dec-09	-	-
Jan-10	1,824.95	1,824.95
Feb-10	1,651.73	3,476.68
Mar-10	-	3,476.68
Apr-10	-	3,476.68
May-10	-	3,476.68
Jun-10	343.03	3,819.71
Jul-10	70.96	3,890.67
Aug-10	-	3,890.67
Sep-10	-	3,890.67
	3,890.67	

Jenis Pekerjaan	Unit	Vol SPK	Realisasi	%
Collection Road Rawa	Meter	60,480.00	13,357.77	22.09%

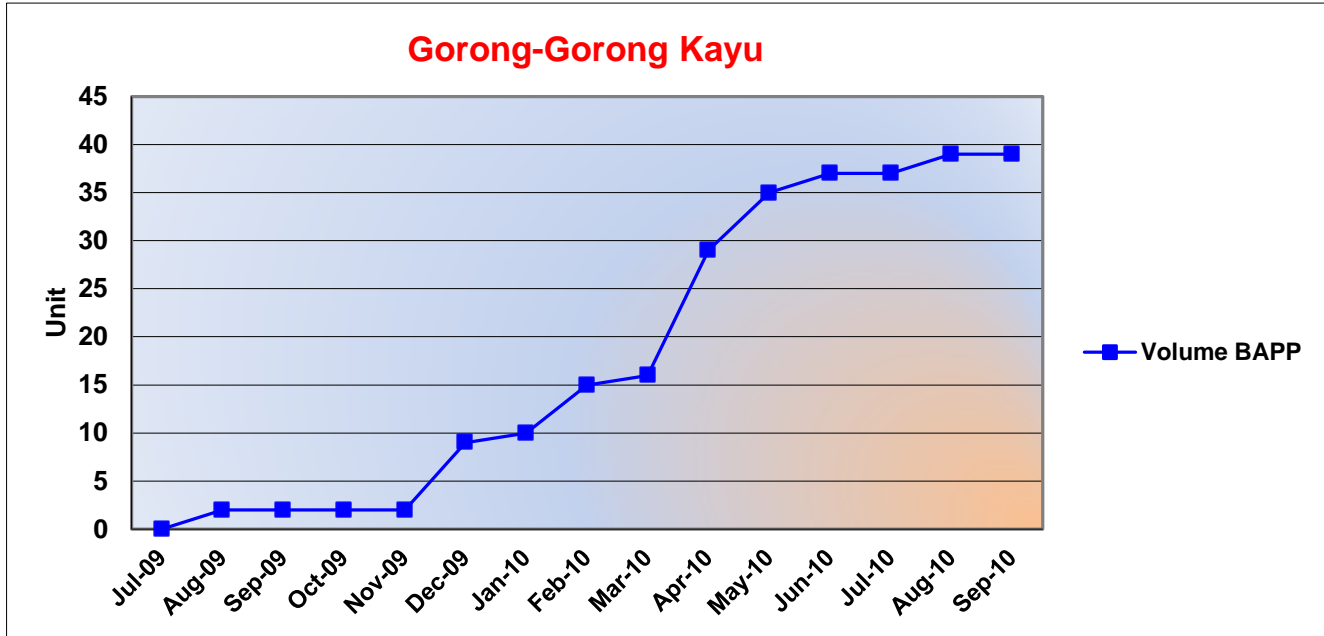


Bulan	Hasil per Bulan	Kumulatif
Jul-09	149.33	149.33
Aug-09	51.02	200.35
Sep-09	69.75	270.10
Oct-09	-	270.10
Nov-09	-	270.10
Dec-09	645.26	915.36
Jan-10	1,530.51	2,445.87
Feb-10	3,899.47	6,345.34
Mar-10	2,469.66	8,815.00
Apr-10	2,304.78	11,119.78
May-10	948.66	12,068.44
Jun-10	514.10	12,582.54
Jul-10	639.23	13,221.77
Aug-10	136.00	13,357.77
Sep-10	-	13,357.77
	13,357.77	



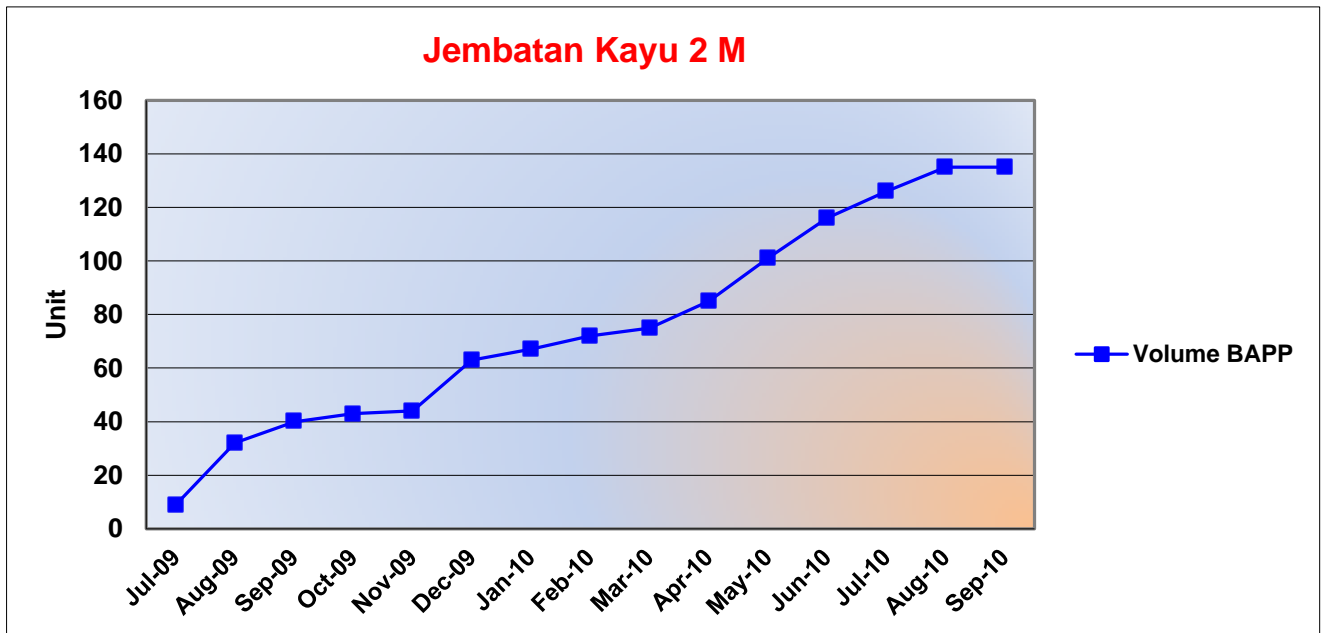
PROGRESS REPORT - Kebun Sapiri

Jenis Pekerjaan	Unit	Vol SPK	Realisasi	%
Gorong-gorong Kayu	Unit	-	39.00	0.00%



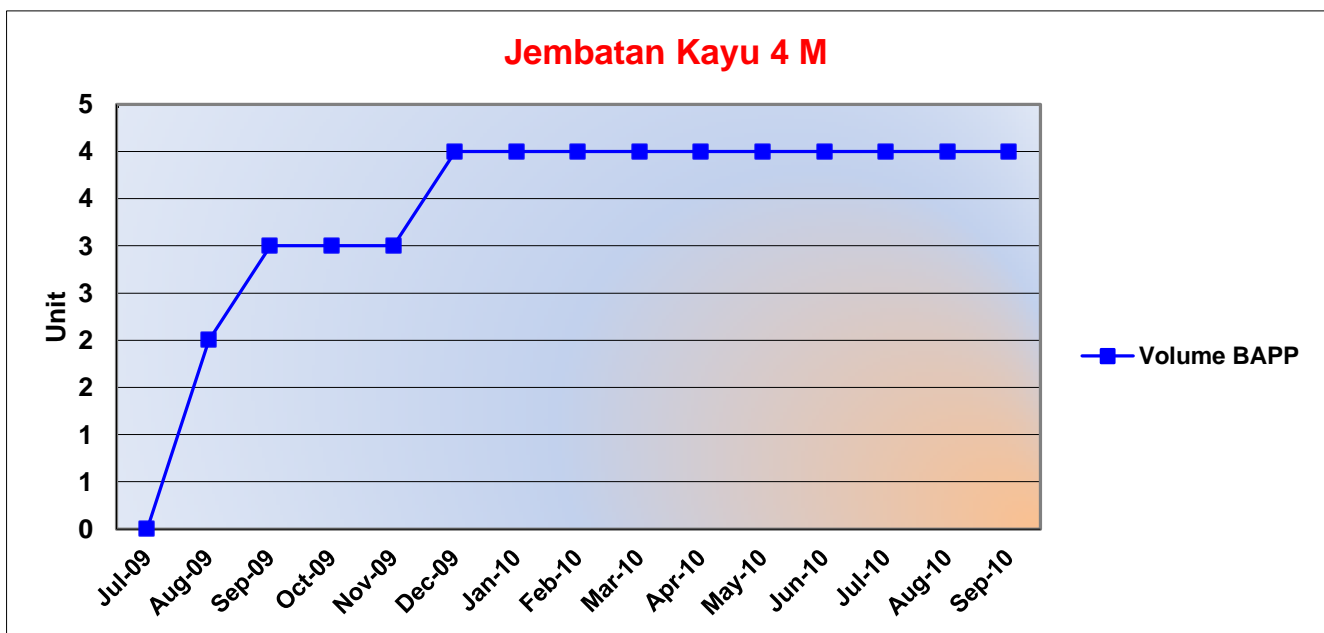
Bulan	Hasil per Bulan	Kumulatif
Jul-09	-	-
Aug-09	2.00	2.00
Sep-09	-	2.00
Oct-09	-	2.00
Nov-09	-	2.00
Dec-09	7.00	9.00
Jan-10	1.00	10.00
Feb-10	5.00	15.00
Mar-10	1.00	16.00
Apr-10	13.00	29.00
May-10	6.00	35.00
Jun-10	2.00	37.00
Jul-10	-	37.00
Aug-10	2.00	39.00
Sep-10	-	39.00
	39.00	

Jenis Pekerjaan	Unit	Vol SPK	Realisasi	%
Jembatan Kayu 2 M	Unit	-	135.00	0.00%



Bulan	Hasil per Bulan	Kumulatif
Jul-09	9.00	9.00
Aug-09	23.00	32.00
Sep-09	8.00	40.00
Oct-09	3.00	43.00
Nov-09	1.00	44.00
Dec-09	19.00	63.00
Jan-10	4.00	67.00
Feb-10	5.00	72.00
Mar-10	3.00	75.00
Apr-10	10.00	85.00
May-10	16.00	101.00
Jun-10	15.00	116.00
Jul-10	10.00	126.00
Aug-10	9.00	135.00
Sep-10	-	135.00
	135.00	

Jenis Pekerjaan	Unit	Vol SPK	Realisasi	%
Jembatan Kayu 4 M	Unit	-	4.00	0.00%

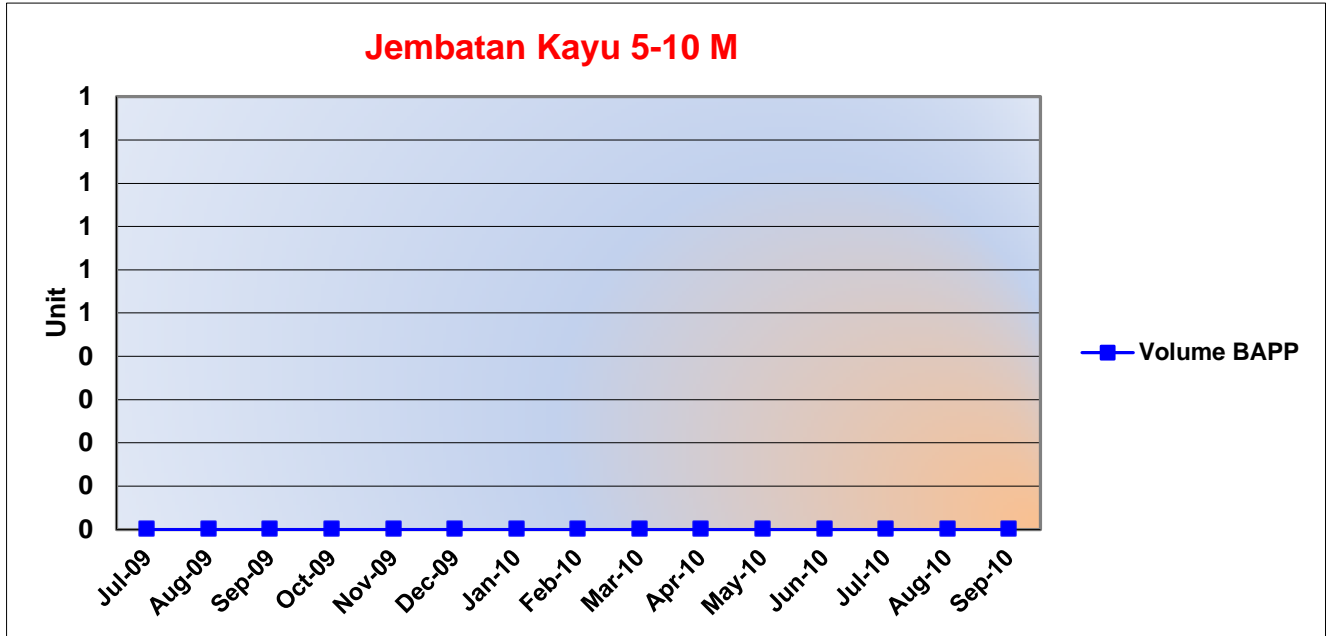


Bulan	Hasil per Bulan	Kumulatif
Jul-09	-	-
Aug-09	2.00	2.00
Sep-09	1.00	3.00
Oct-09	-	3.00
Nov-09	-	3.00
Dec-09	1.00	4.00
Jan-10	-	4.00
Feb-10	-	4.00
Mar-10	-	4.00
Apr-10	-	4.00
May-10	-	4.00
Jun-10	-	4.00
Jul-10	-	4.00
Aug-10	-	4.00
Sep-10	-	4.00
	4.00	



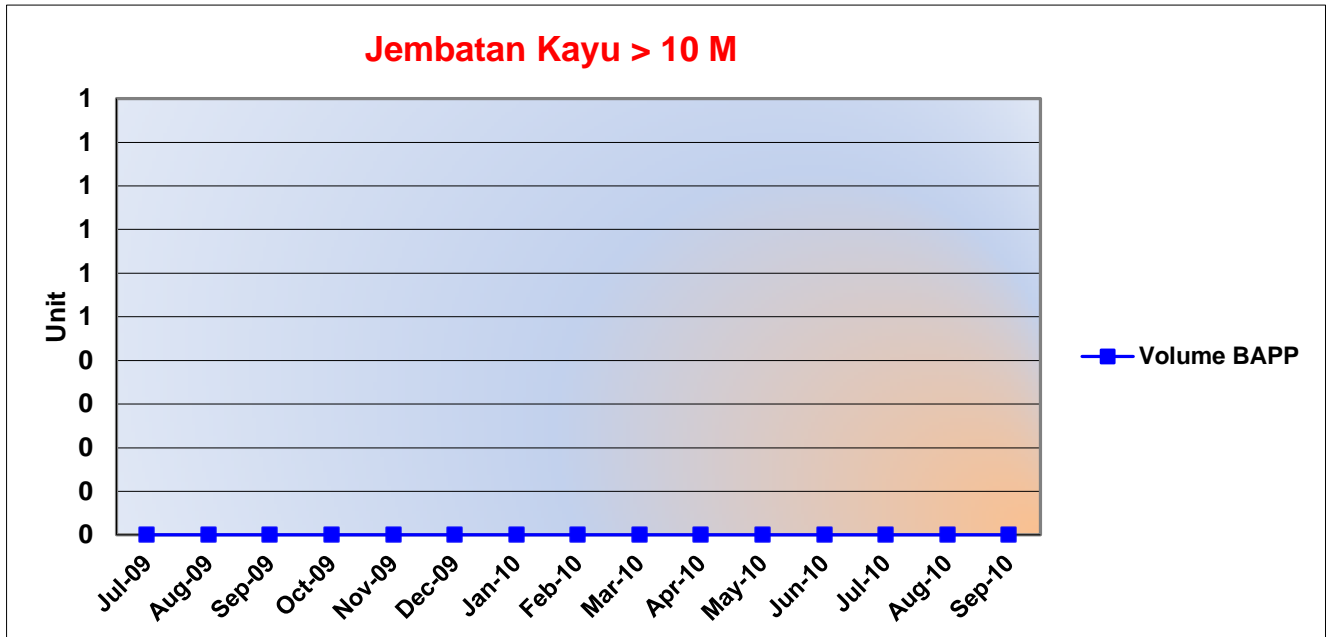
PROGRESS REPORT - Kebun Sapiri

Jenis Pekerjaan	Unit	Vol SPK	Realisasi	%
Jembatan Kayu 5-10 M	Unit	-	-	0.00%



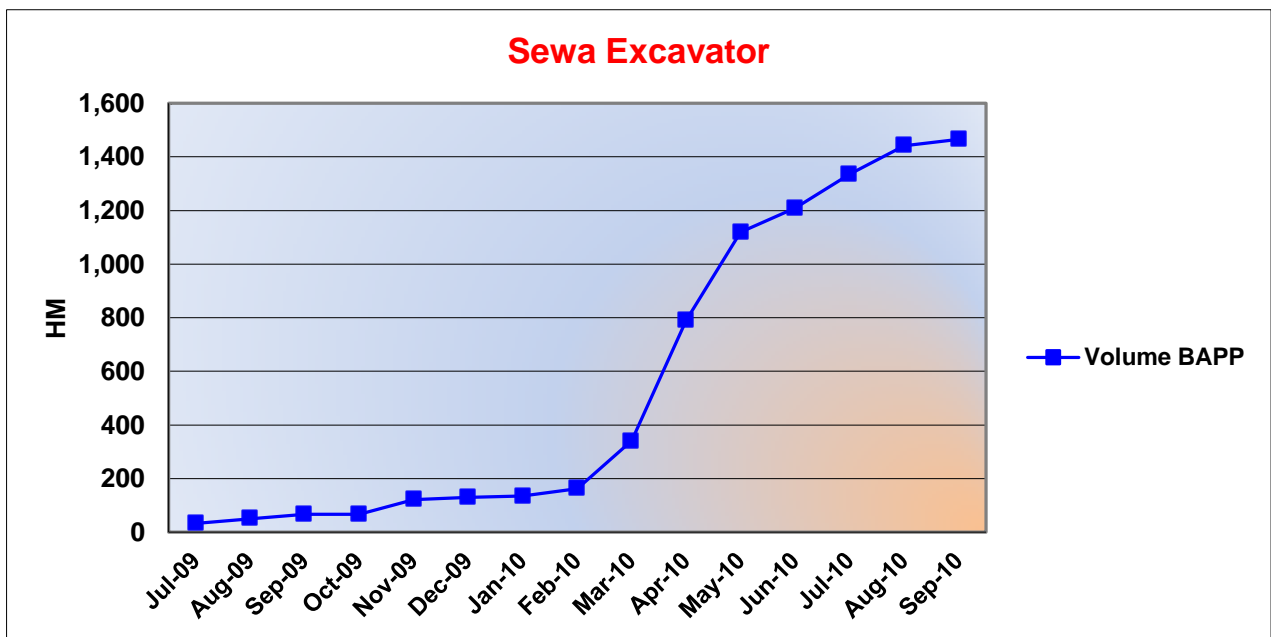
Bulan	Hasil per Bulan	Kumulatif
Jul-09	-	-
Aug-09	-	-
Sep-09	-	-
Oct-09	-	-
Nov-09	-	-
Dec-09	-	-
Jan-10	-	-
Feb-10	-	-
Mar-10	-	-
Apr-10	-	-
May-10	-	-
Jun-10	-	-
Jul-10	-	-
Aug-10	-	-
Sep-10	-	-
	-	-

Jenis Pekerjaan	Unit	Vol SPK	Realisasi	%
Jembatan Kayu > 10 M	Unit	-	-	0.00%



Bulan	Hasil per Bulan	Kumulatif
Jul-09	-	-
Aug-09	-	-
Sep-09	-	-
Oct-09	-	-
Nov-09	-	-
Dec-09	-	-
Jan-10	-	-
Feb-10	-	-
Mar-10	-	-
Apr-10	-	-
May-10	-	-
Jun-10	-	-
Jul-10	-	-
Aug-10	-	-
Sep-10	-	-
	-	-

Jenis Pekerjaan	Unit	Vol SPK	Realisasi	%
Sewa Excavator	HM	-	1,464.90	0.00%



Bulan	Hasil per Bulan	Kumulatif
Jul-09	32.50	32.50
Aug-09	18.30	50.80
Sep-09	15.60	66.40
Oct-09	-	66.40
Nov-09	55.50	121.90
Dec-09	8.000	129.90
Jan-10	6.00	135.90
Feb-10	27.00	162.90
Mar-10	178.00	340.90
Apr-10	449.00	789.90
May-10	330.00	1,119.90
Jun-10	90.00	1,209.90
Jul-10	126.00	1,335.90
Aug-10	106.00	1,441.90
Sep-10	23.00	1,464.90
	1,464.90	