

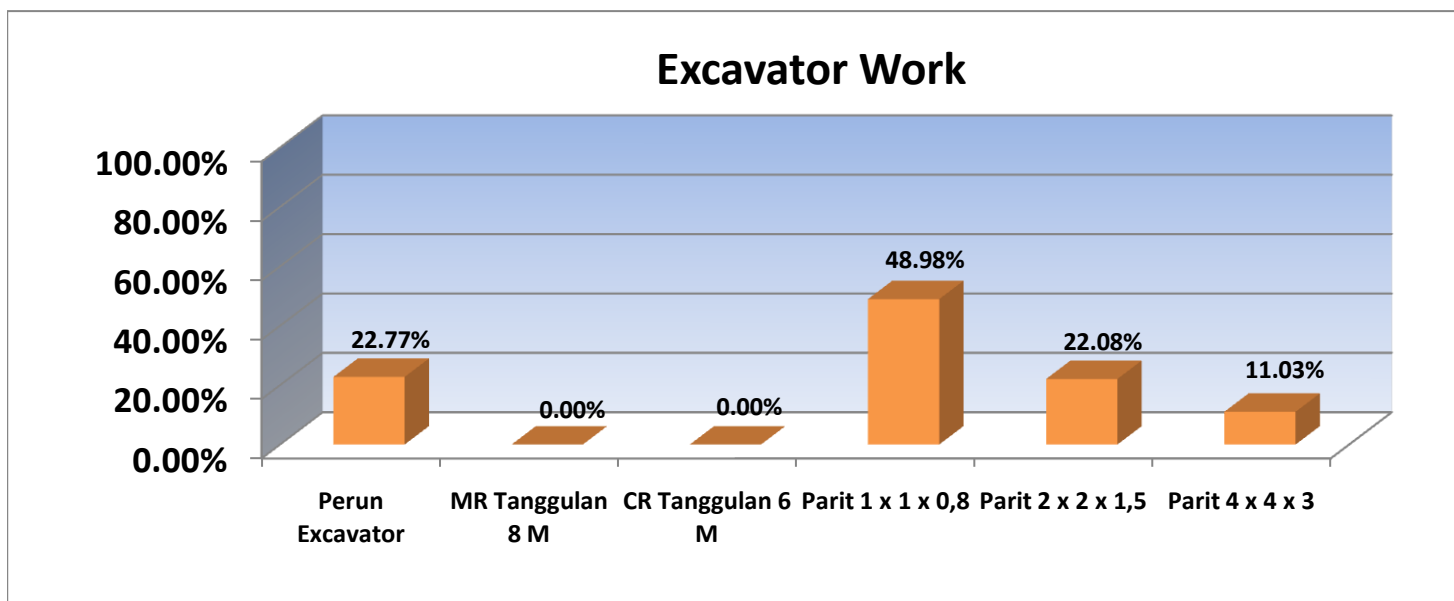
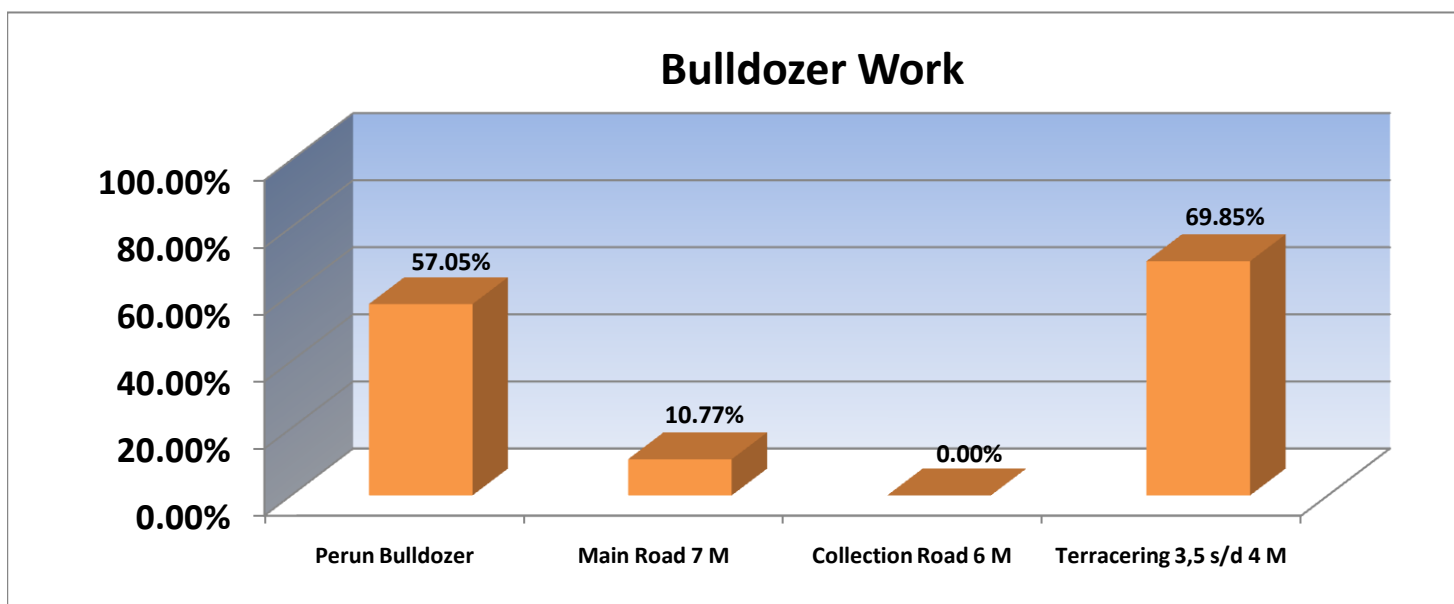


**CLAIM SUMMARY - Tepian Langsung Estate**

Contract No. :

1. KBN/CR/001/05/2008 ; 1 July 2008 - 31 Dec 2011

Type of Work	Unit	SPK Vol	Jun 2008 - Aug 2010 Claim	September Claim	Total Claimed (Jun 2008 - Sep 2010)	%
<b>Bulldozer</b>						
Perun Bulldozer	Ha	6,000.00	3,423.23	-	3,423.23	57.05%
Main Road 9 M	Meter	-	3,230.34	-	3,230.34	
Main Road 8 M	Meter	-	-	-	-	
Main Road 7 M	Meter	198,000.00	21,179.73	154.45	21,334.18	10.77%
Collection Road 7 M	Meter	-	25,582.34	-	25,582.34	
Collection Road 6 M	Meter	210,000.00	-	-	-	0.00%
Collection Road 5 M	Meter	-	103,406.67	1,942.71	105,349.38	
Jalan Boundery CR 5 M	Meter	-	22,346.88	-	22,346.88	
Terracering 3,5 s/d 4 M	Meter	828,000.00	560,961.45	17,402.69	578,364.14	69.85%
Jalan Teras Kountur 7 M	Meter	-	20,390.59	-	20,390.59	
Jalan Teras Kountur 5 M	Meter	-	130,687.99	6,016.83	136,704.82	
Sewa Bulldozer	HM	-	1,884.30	96.70	1,981.00	
<b>Excavator</b>						
Perun Excavator	Ha	2,000.00	455.37	-	455.37	22.77%
MR Tanggulan 9 M	Meter	-	4,291.74	-	4,291.74	
MR Tanggulan 8 M	Meter	15,000.00	-	-	-	0.00%
MR Tanggulan 7 M	Meter	-	2,641.01	-	2,641.01	
CR Tanggulan 7 M	Meter	-	1,332.52	-	1,332.52	
CR Tanggulan 6 M	Meter	66,000.00	-	-	-	0.00%
CR Tanggulan 5 M	Meter	-	20,367.68	-	20,367.68	
Parit 1 x 1 x 0,8	Meter	400,000.00	185,920.96	9,988.55	195,909.51	48.98%
Parit 2 x 2 x 1,5	Meter	200,000.00	42,832.01	1,330.06	44,162.07	22.08%
Parit 4 x 4 x 3	Meter	100,000.00	10,360.26	665.42	11,025.68	11.03%
Gorong-gorong	Unit	-	644.00	2.00	646.00	
Jembatan 2 M	Unit	-	156.00	-	156.00	
Jembatan 4 M	Unit	-	6.00	-	6.00	
Jembatan 5-10 M	Unit	-	24.00	-	24.00	
Sewa Excavator	HM	-	2,214.91	29.20	2,244.11	
Imas Tumbang	Ha	8,000.00	4,340.55	119.24	4,459.79	55.75%
Perataan Tapak Bibitan	Ha	-	17.70	-	17.70	

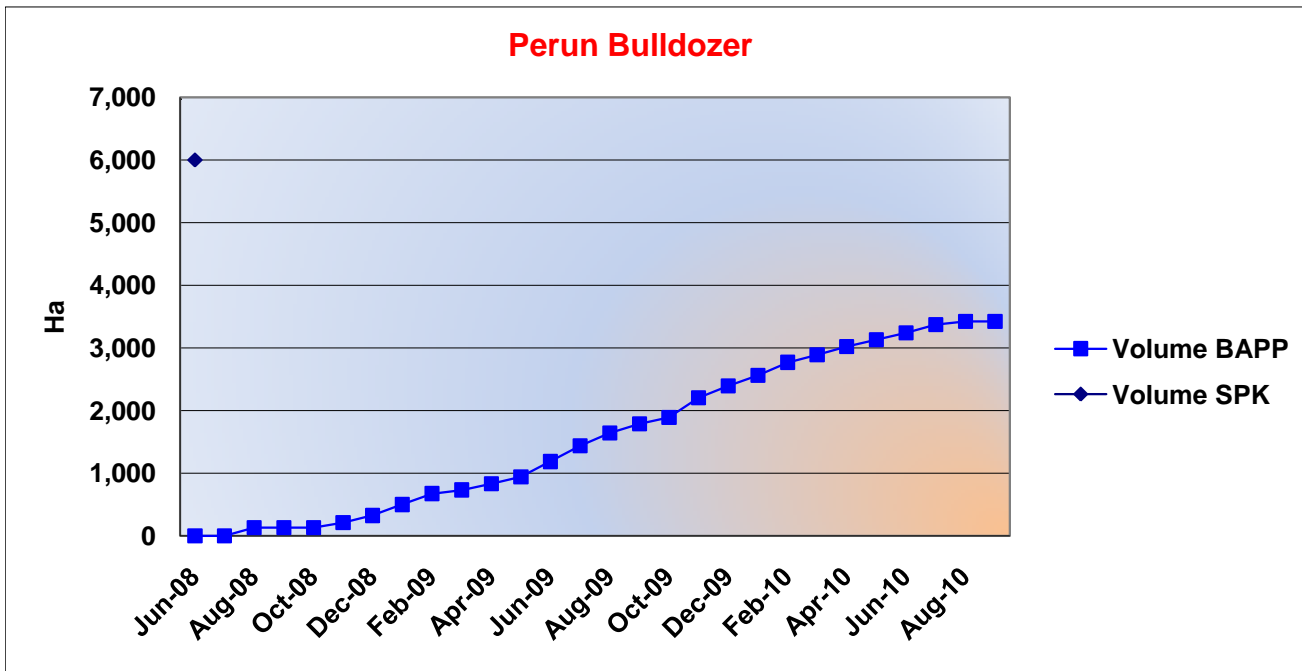




**CLAIM SUMMARY - Tepian Langsung Estate**

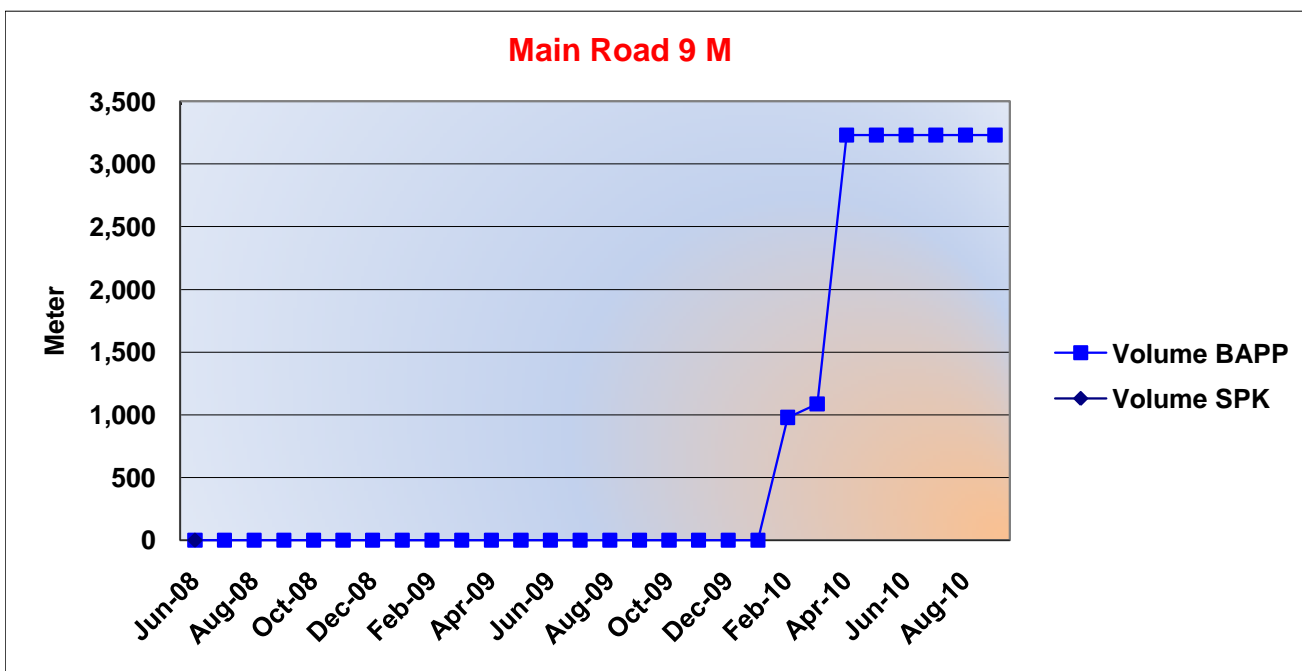
**Chart & Detail Per Month**

Type of Work	SPK Vol ( Ha )	Progress	%
Perun Bulldozer	6,000.00	3,423.23	57.05%



Month	Monthly Progress	Accumulated
Jun-08	-	-
Jul-08	-	-
Aug-08	131.60	131.60
Sep-08	-	131.60
Oct-08	-	131.60
Nov-08	82.46	214.06
Dec-08	111.03	325.09
Jan-09	175.68	500.77
Feb-09	174.11	674.88
Mar-09	58.06	732.94
Apr-09	97.48	830.42
May-09	109.39	939.81
Jun-09	246.53	1,186.34
Jul-09	251.21	1,437.55
Aug-09	204.48	1,642.03
Sep-09	145.82	1,787.85
Oct-09	102.99	1,890.84
Nov-09	309.93	2,200.77
Dec-09	192.29	2,393.06
Jan-10	170.61	2,563.67
Feb-10	205.42	2,769.09
Mar-10	120.23	2,889.32
Apr-10	132.36	3,021.68
May-10	110.73	3,132.41
Jun-10	108.60	3,241.01
Jul-10	130.68	3,371.69
Aug-10	51.54	3,423.23
Sep-10	-	3,423.23
	3,423.23	

Type of Work	SPK Vol ( Meter )	Progress	%
Main Road 9 M	0.00	3,230.34	0.00%



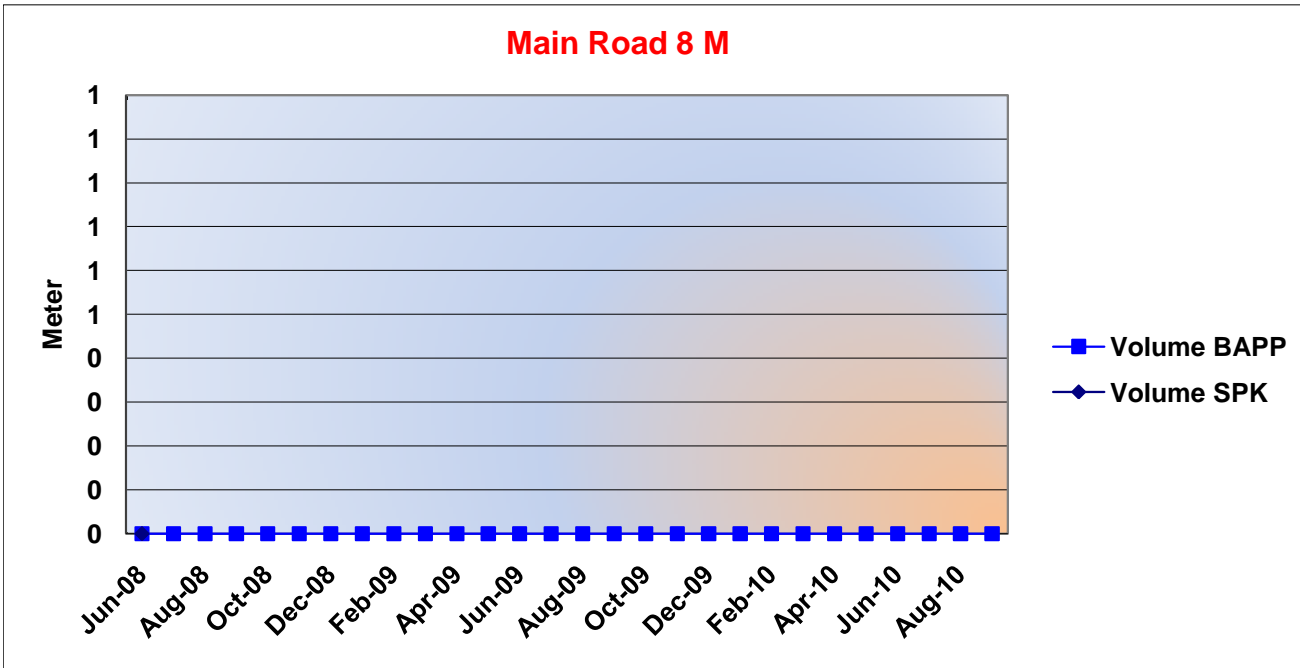
Month	Monthly Progress	Accumulated
Jun-08	-	-
Jul-08	-	-
Aug-08	-	-
Sep-08	-	-
Oct-08	-	-
Nov-08	-	-
Dec-08	-	-
Jan-09	-	-
Feb-09	-	-
Mar-09	-	-
Apr-09	-	-
May-09	-	-
Jun-09	-	-
Jul-09	-	-
Aug-09	-	-
Sep-09	-	-
Oct-09	-	-
Nov-09	-	-
Dec-09	-	-
Jan-10	-	-
Feb-10	978.63	978.63
Mar-10	107.44	1,086.07
Apr-10	2,144.27	3,230.34
May-10	-	3,230.34
Jun-10	-	3,230.34
Jul-10	-	3,230.34
Aug-10	-	3,230.34
Sep-10	-	3,230.34
	3,230.34	



# PT. KUTAI BALIAN NAULI

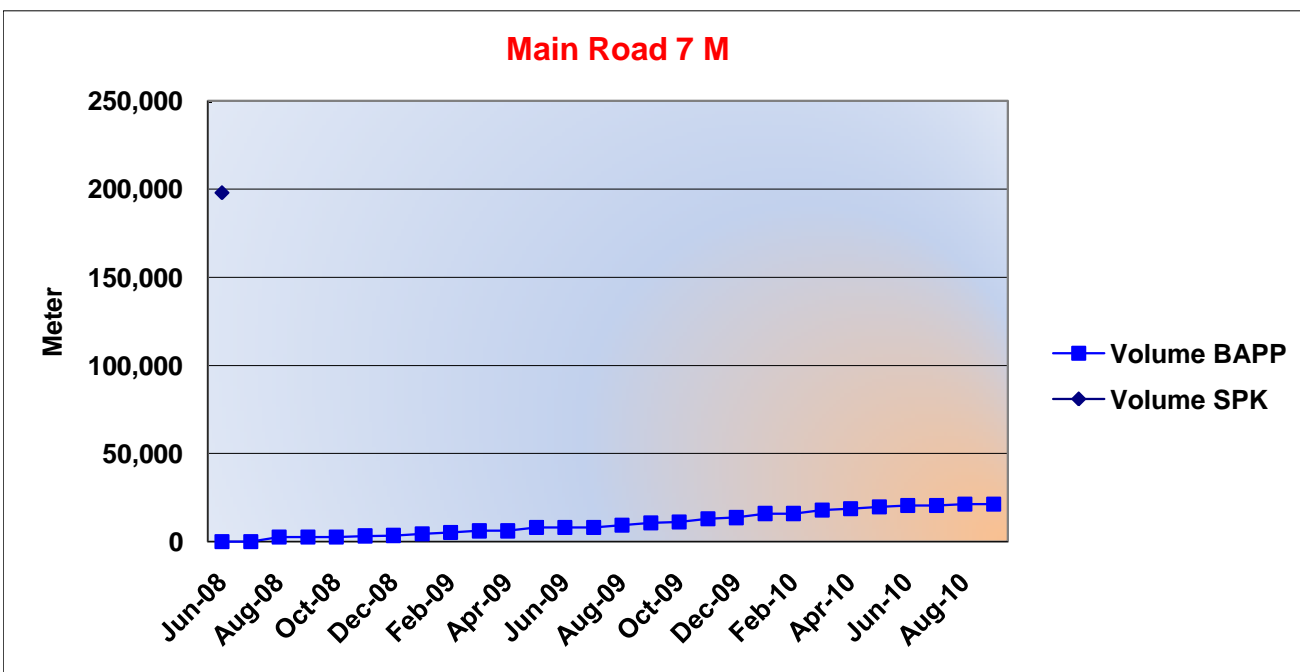
## CLAIM SUMMARY - Tepian Langsung Estate

Type of Work	SPK Vol ( Meter )	Progress	%
Main Road 8 M	0.00	-	0.00%



Month	Monthly Progress	Accumulated
Jun-08	-	-
Jul-08	-	-
Aug-08	-	-
Sep-08	-	-
Oct-08	-	-
Nov-08	-	-
Dec-08	-	-
Jan-09	-	-
Feb-09	-	-
Mar-09	-	-
Apr-09	-	-
May-09	-	-
Jun-09	-	-
Jul-09	-	-
Aug-09	-	-
Sep-09	-	-
Oct-09	-	-
Nov-09	-	-
Dec-09	-	-
Jan-10	-	-
Feb-10	-	-
Mar-10	-	-
Apr-10	-	-
May-10	-	-
Jun-10	-	-
Jul-10	-	-
Aug-10	-	-
Sep-10	-	-
	-	-

Type of Work	SPK Vol ( Meter )	Progress	%
Main Road 7 M	198,000.00	21,334.18	10.77%



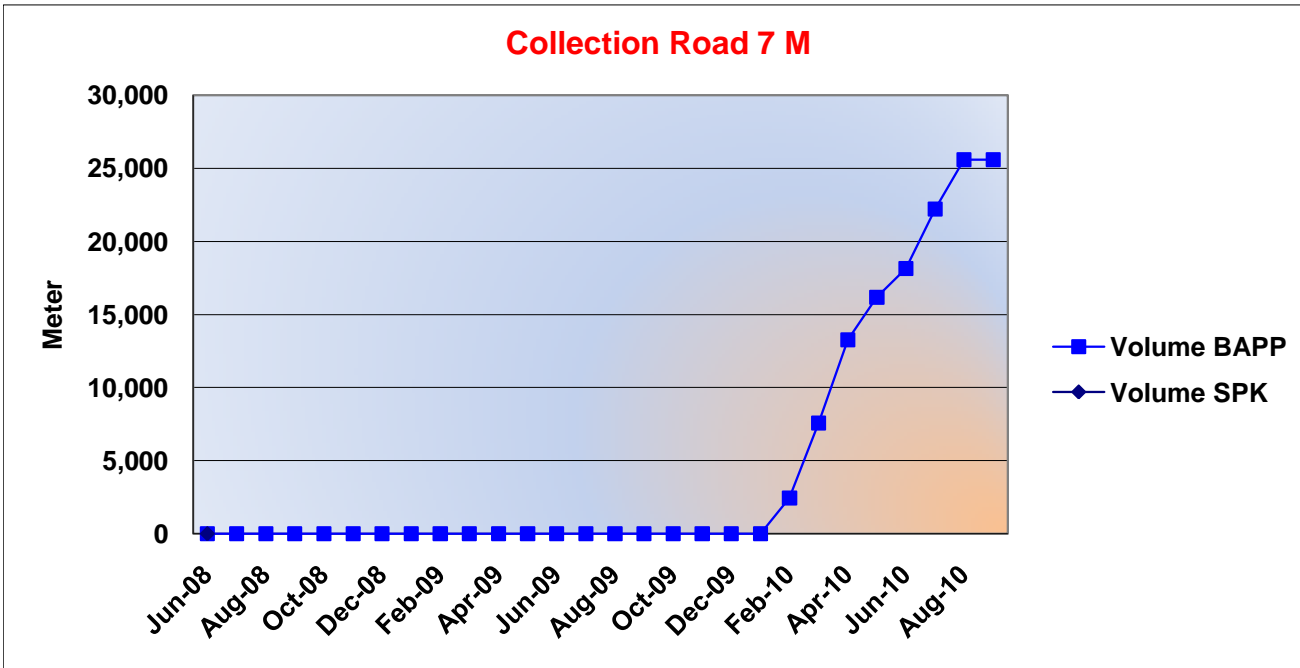
Month	Monthly Progress	Accumulated
Jun-08	-	-
Jul-08	-	-
Aug-08	2,577.97	2,577.97
Sep-08	-	2,577.97
Oct-08	-	2,577.97
Nov-08	629.66	3,207.63
Dec-08	259.89	3,467.52
Jan-09	823.08	4,290.60
Feb-09	914.77	5,205.37
Mar-09	882.20	6,087.57
Apr-09	-	6,087.57
May-09	2,013.47	8,101.04
Jun-09	-	8,101.04
Jul-09	-	8,101.04
Aug-09	1,201.88	9,302.92
Sep-09	1,318.17	10,621.09
Oct-09	602.26	11,223.35
Nov-09	1,695.92	12,919.27
Dec-09	679.79	13,599.06
Jan-10	2,319.62	15,918.68
Feb-10	-	15,918.68
Mar-10	2,015.06	17,933.74
Apr-10	633.26	18,567.00
May-10	1,183.54	19,750.54
Jun-10	723.77	20,474.31
Jul-10	-	20,474.31
Aug-10	705.42	21,179.73
Sep-10	154.45	21,334.18
	21,334.18	



# PT. KUTAI BALIAN NAULI

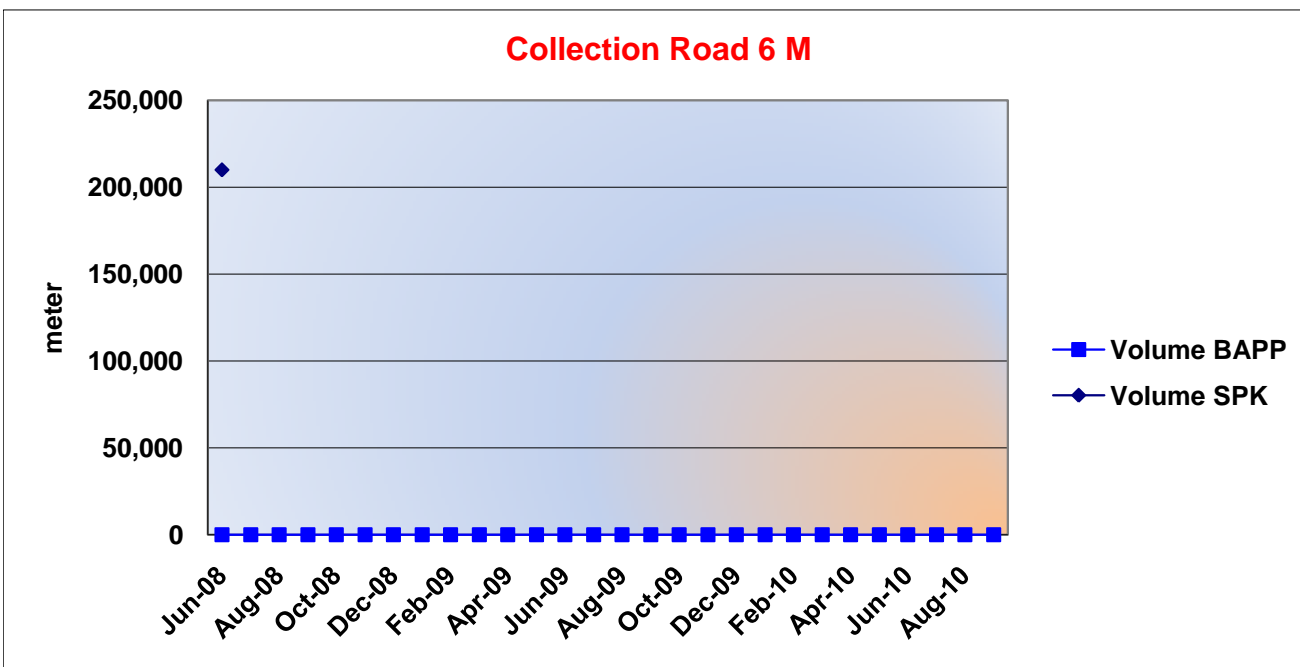
## CLAIM SUMMARY - Tepian Langsung Estate

Type of Work	SPK Vol ( Meter )	Progress	%
Collection Road 7 M	0.00	25,582.34	0.00%



Month	Monthly Progress	Accumulated
Jun-08	-	-
Jul-08	-	-
Aug-08	-	-
Sep-08	-	-
Oct-08	-	-
Nov-08	-	-
Dec-08	-	-
Jan-09	-	-
Feb-09	-	-
Mar-09	-	-
Apr-09	-	-
May-09	-	-
Jun-09	-	-
Jul-09	-	-
Aug-09	-	-
Sep-09	-	-
Oct-09	-	-
Nov-09	-	-
Dec-09	-	-
Jan-10	-	-
Feb-10	2,435.07	2,435.07
Mar-10	5,134.24	7,569.31
Apr-10	5,705.31	13,274.62
May-10	2,891.77	16,166.39
Jun-10	1,975.80	18,142.19
Jul-10	4,064.56	22,206.75
Aug-10	3,375.59	25,582.34
Sep-10	-	25,582.34
	25,582.34	

Type of Work	SPK Vol ( Meter )	Progress	%
Collection Road 6 M	210,000.00	-	0.00%



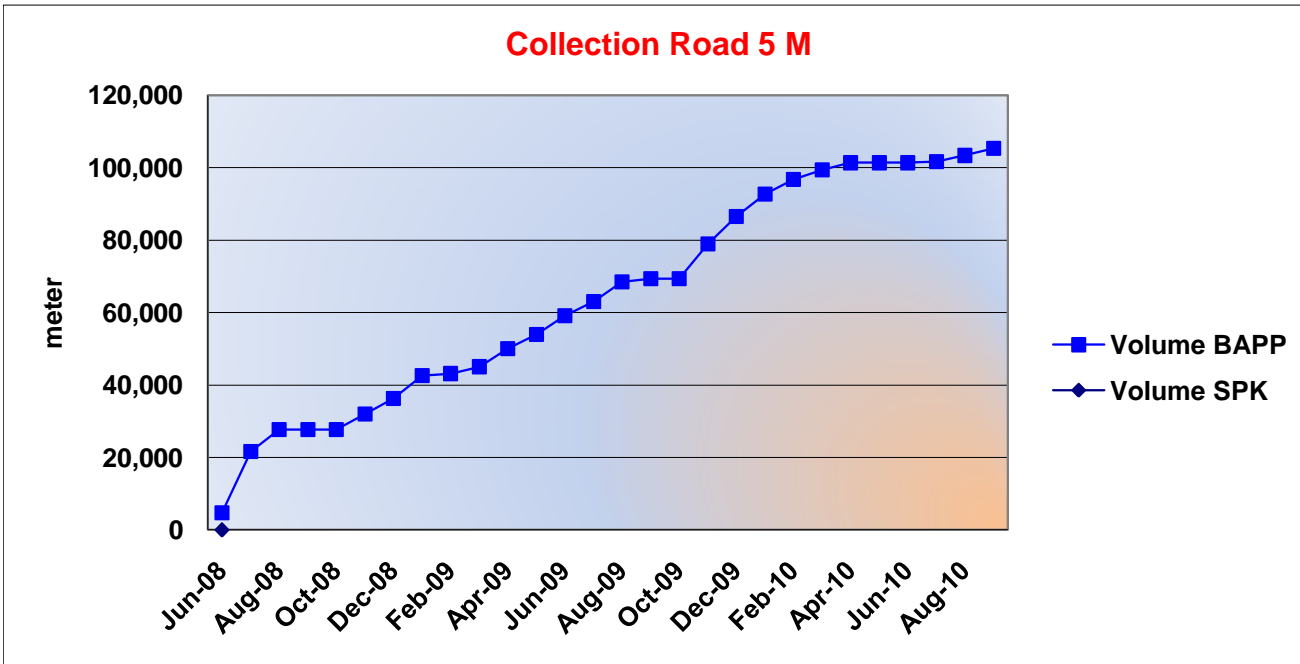
Month	Monthly Progress	Accumulated
Jun-08	-	-
Jul-08	-	-
Aug-08	-	-
Sep-08	-	-
Oct-08	-	-
Nov-08	-	-
Dec-08	-	-
Jan-09	-	-
Feb-09	-	-
Mar-09	-	-
Apr-09	-	-
May-09	-	-
Jun-09	-	-
Jul-09	-	-
Aug-09	-	-
Sep-09	-	-
Oct-09	-	-
Nov-09	-	-
Dec-09	-	-
Jan-10	-	-
Feb-10	-	-
Mar-10	-	-
Apr-10	-	-
May-10	-	-
Jun-10	-	-
Jul-10	-	-
Aug-10	-	-
Sep-10	-	-
	-	-



# PT. KUTAI BALIAN NAULI

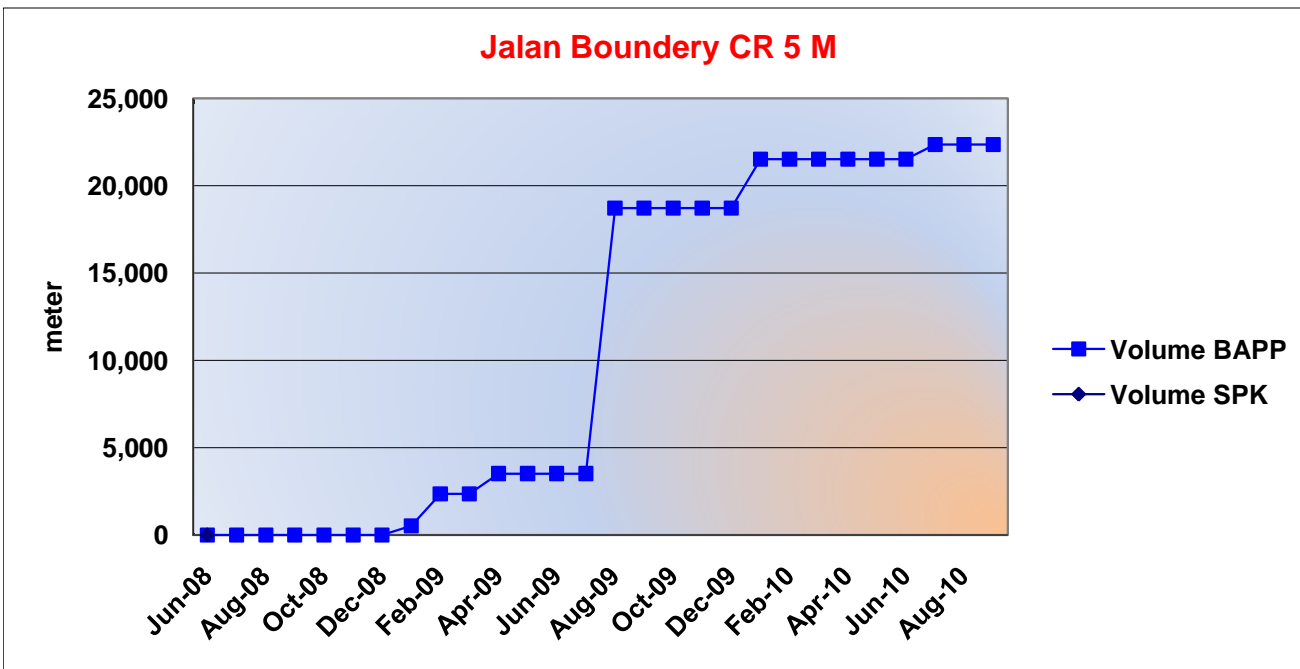
## CLAIM SUMMARY - Tepian Langsung Estate

Type of Work	SPK Vol ( Meter )	Progress	%
Collection Road 5 M	0.00	105,349.38	0.00%



Month	Monthly Progress	Accumulated
Jun-08	4,705.90	4,705.90
Jul-08	16,966.40	21,672.30
Aug-08	6,033.61	27,705.91
Sep-08	-	27,705.91
Oct-08	-	27,705.91
Nov-08	4,268.24	31,974.15
Dec-08	4,316.65	36,290.80
Jan-09	6,283.37	42,574.17
Feb-09	589.17	43,163.34
Mar-09	1,896.35	45,059.69
Apr-09	5,023.22	50,082.91
May-09	3,896.91	53,979.82
Jun-09	5,150.81	59,130.63
Jul-09	3,977.69	63,108.32
Aug-09	5,347.71	68,456.03
Sep-09	893.92	69,349.95
Oct-09	-	69,349.95
Nov-09	9,573.77	78,923.72
Dec-09	7,576.45	86,500.17
Jan-10	6,254.03	92,754.20
Feb-10	4,043.25	96,797.45
Mar-10	2,583.52	99,380.97
Apr-10	2,001.93	101,382.90
May-10	-	101,382.90
Jun-10	-	101,382.90
Jul-10	349.29	101,732.19
Aug-10	1,674.48	103,406.67
Sep-10	1,942.71	105,349.38
	105,349.38	

Type of Work	SPK Vol ( Meter )	Progress	%
Jalan Boundery CR 5 M	0.00	22,346.88	0.00%

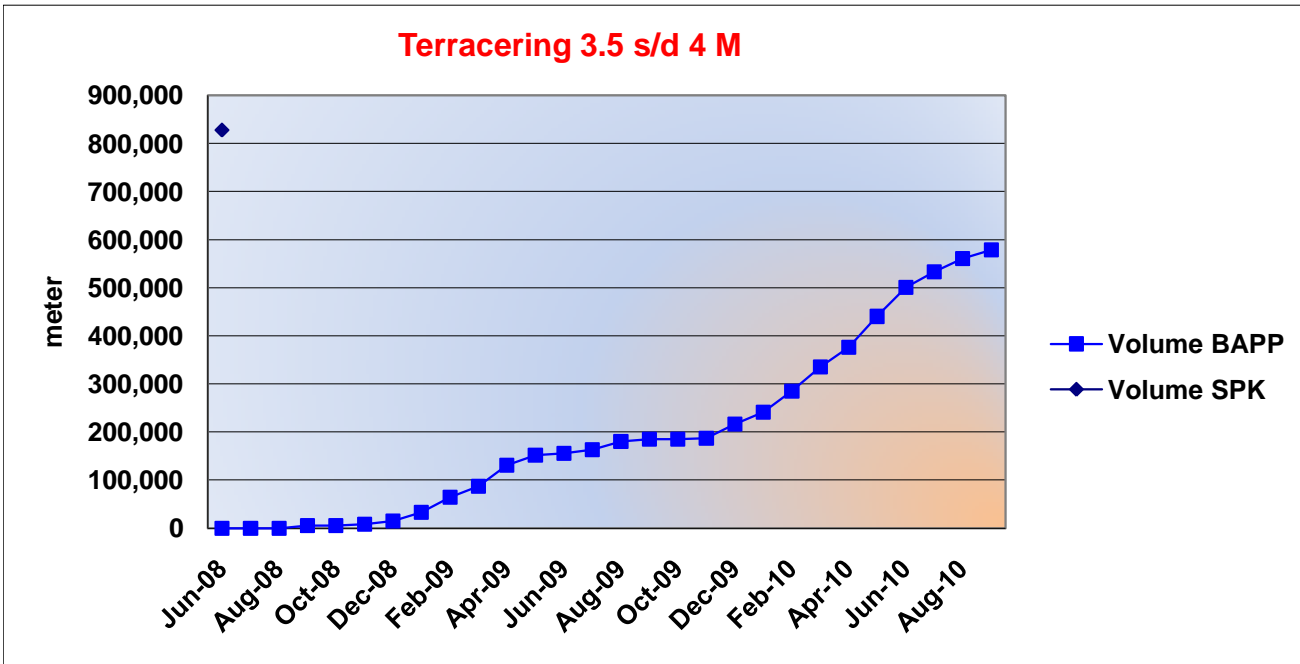


Month	Monthly Progress	Accumulated
Jun-08	-	-
Jul-08	-	-
Aug-08	-	-
Sep-08	-	-
Oct-08	-	-
Nov-08	-	-
Dec-08	-	-
Jan-09	519.35	519.35
Feb-09	1,847.88	2,367.23
Mar-09	-	2,367.23
Apr-09	1,155.37	3,522.60
May-09	-	3,522.60
Jun-09	-	3,522.60
Jul-09	-	3,522.60
Aug-09	15,199.30	18,721.90
Sep-09	-	18,721.90
Oct-09	-	18,721.90
Nov-09	-	18,721.90
Dec-09	-	18,721.90
Jan-10	2,794.41	21,516.31
Feb-10	-	21,516.31
Mar-10	-	21,516.31
Apr-10	-	21,516.31
May-10	-	21,516.31
Jun-10	-	21,516.31
Jul-10	830.57	22,346.88
Aug-10	-	22,346.88
Sep-10	-	22,346.88
	22,346.88	



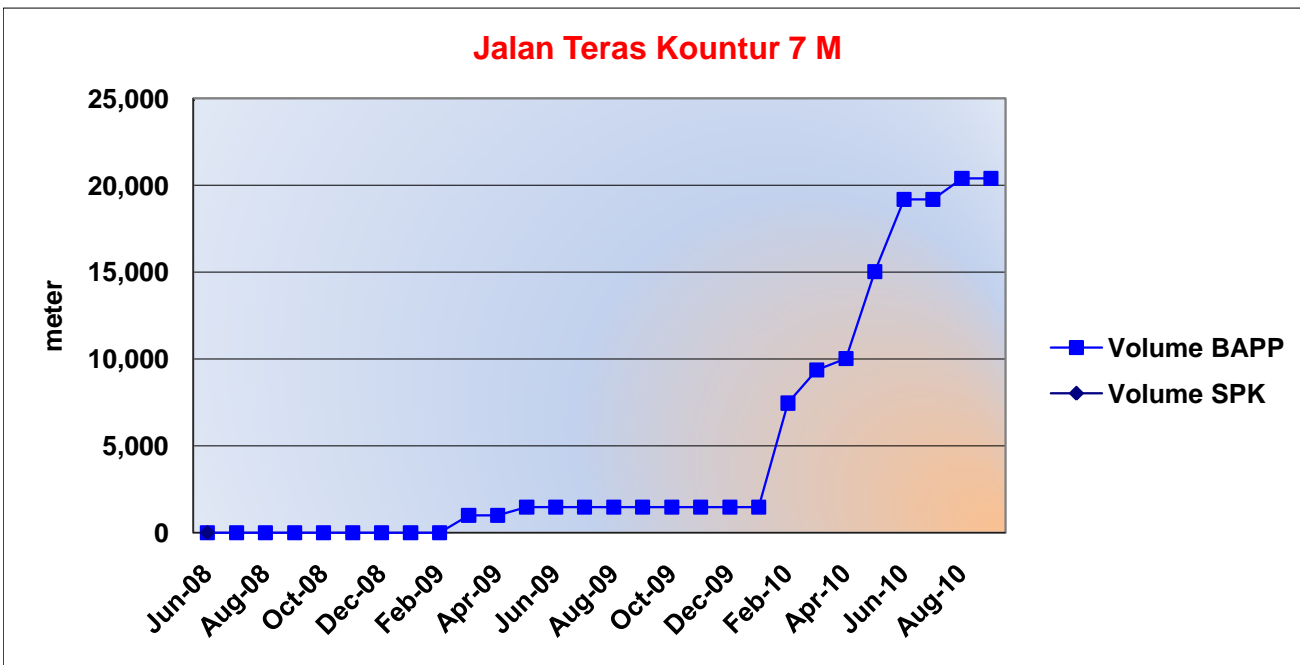
**CLAIM SUMMARY - Tepian Langsung Estate**

Type of Work	SPK Vol ( Meter )	Progress	%
Terracering 3,5 s/d 4 M	828,000.00	578,364.14	69.85%



Month	Monthly Progress	Accumulated
Jun-08	-	-
Jul-08	-	-
Aug-08	-	-
Sep-08	5,260.25	5,260.25
Oct-08	-	5,260.25
Nov-08	3,158.04	8,418.29
Dec-08	6,513.70	14,931.99
Jan-09	17,751.59	32,683.58
Feb-09	31,469.54	64,153.12
Mar-09	22,755.40	86,908.52
Apr-09	43,598.32	130,506.84
May-09	21,302.01	151,808.85
Jun-09	3,866.78	155,675.63
Jul-09	7,602.12	163,277.75
Aug-09	17,082.10	180,359.85
Sep-09	4,607.73	184,967.58
Oct-09	-	184,967.58
Nov-09	2,342.52	187,310.10
Dec-09	29,323.79	216,633.89
Jan-10	24,237.52	240,871.41
Feb-10	44,029.03	284,900.44
Mar-10	50,072.23	334,972.67
Apr-10	41,051.50	376,024.17
May-10	64,356.27	440,380.44
Jun-10	60,734.06	501,114.50
Jul-10	31,914.30	533,028.80
Aug-10	27,932.65	560,961.45
Sep-10	17,402.69	578,364.14
	578,364.14	

Type of Work	SPK Vol ( Meter )	Progress	%
Jalan Teras Kountur 7 M	0.00	20,390.59	0.00%



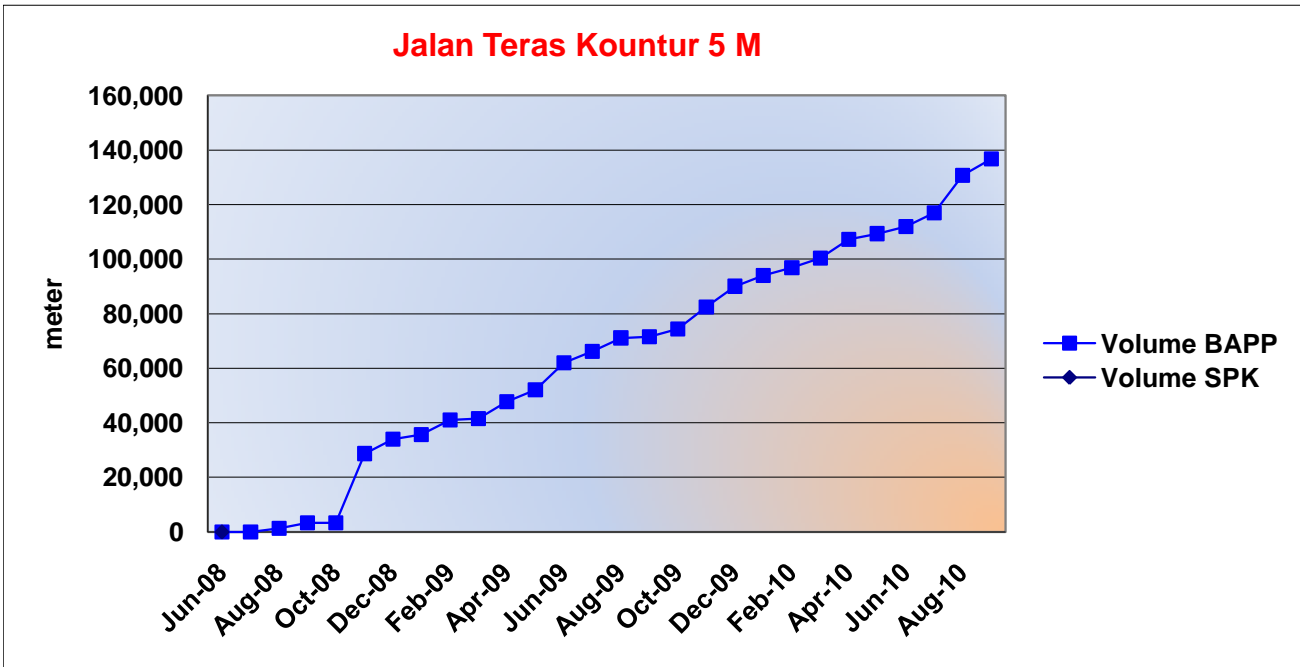
Month	Monthly Progress	Accumulated
Jun-08	-	-
Jul-08	-	-
Aug-08	-	-
Sep-08	-	-
Oct-08	-	-
Nov-08	-	-
Dec-08	-	-
Jan-09	-	-
Feb-09	-	-
Mar-09	1,019.78	1,019.78
Apr-09	-	1,019.78
May-09	466.28	1,486.06
Jun-09	-	1,486.06
Jul-09	-	1,486.06
Aug-09	-	1,486.06
Sep-09	-	1,486.06
Oct-09	-	1,486.06
Nov-09	-	1,486.06
Dec-09	-	1,486.06
Jan-10	-	1,486.06
Feb-10	5,981.17	7,467.23
Mar-10	1,904.66	9,371.89
Apr-10	670.08	10,041.97
May-10	4,983.28	15,025.25
Jun-10	4,154.85	19,180.10
Jul-10	-	19,180.10
Aug-10	1,210.49	20,390.59
Sep-10	-	20,390.59
	20,390.59	



# PT. KUTAI BALIAN NAULI

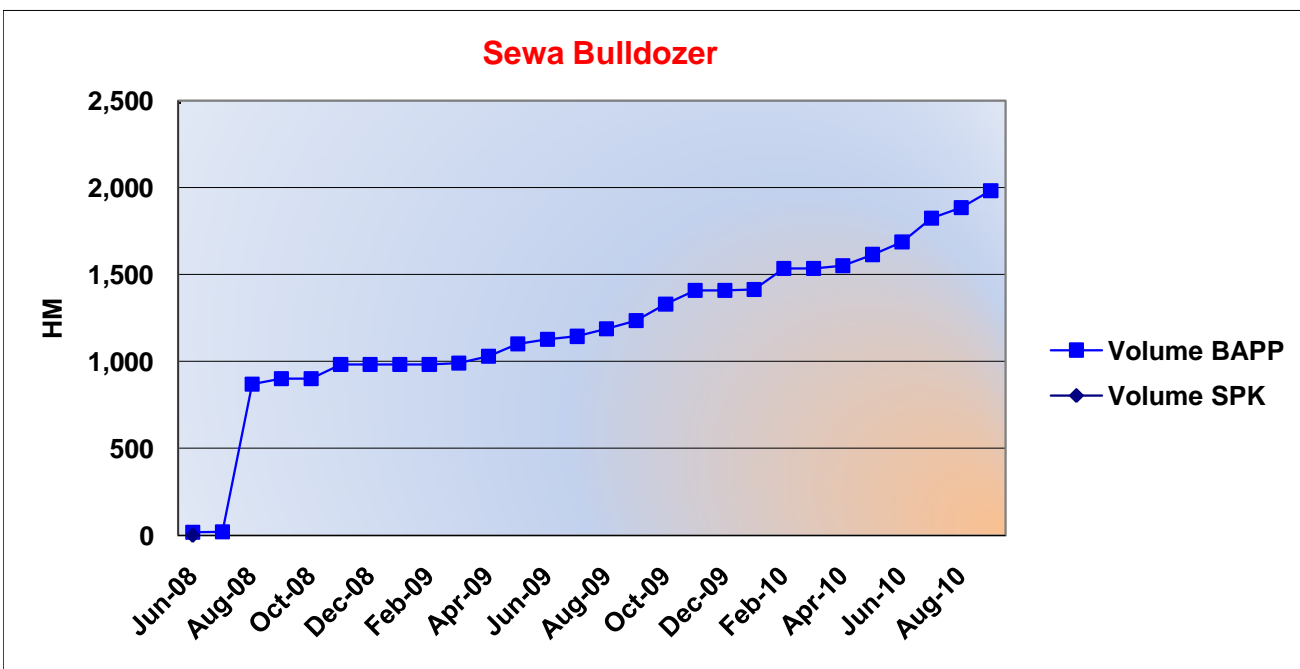
## CLAIM SUMMARY - Tepian Langsung Estate

Type of Work	SPK Vol ( Meter )	Progress	%
Jalan Teras Kountur 5 M	0.00	136,704.82	0.00%



Month	Monthly Progress	Accumulated
Jun-08	-	-
Jul-08	-	-
Aug-08	1,256.11	1,256.11
Sep-08	2,106.48	3,362.59
Oct-08	-	3,362.59
Nov-08	25,345.48	28,708.07
Dec-08	5,254.94	33,963.01
Jan-09	1,704.67	35,667.68
Feb-09	5,366.47	41,034.15
Mar-09	551.71	41,585.86
Apr-09	6,192.79	47,778.65
May-09	4,346.44	52,125.09
Jun-09	9,815.83	61,940.92
Jul-09	4,224.71	66,165.63
Aug-09	4,951.69	71,117.32
Sep-09	434.87	71,552.19
Oct-09	2,782.01	74,334.20
Nov-09	8,075.32	82,409.52
Dec-09	7,642.47	90,051.99
Jan-10	3,943.22	93,995.21
Feb-10	2,836.29	96,831.50
Mar-10	3,573.91	100,405.41
Apr-10	6,862.49	107,267.90
May-10	2,074.96	109,342.86
Jun-10	2,571.10	111,913.96
Jul-10	4,996.13	116,910.09
Aug-10	13,777.90	130,687.99
Sep-10	6,016.83	136,704.82
	136,704.82	

Type of Work	SPK Vol ( HM )	Progress	%
Sewa Bulldozer	0.00	1,981.00	0.00%



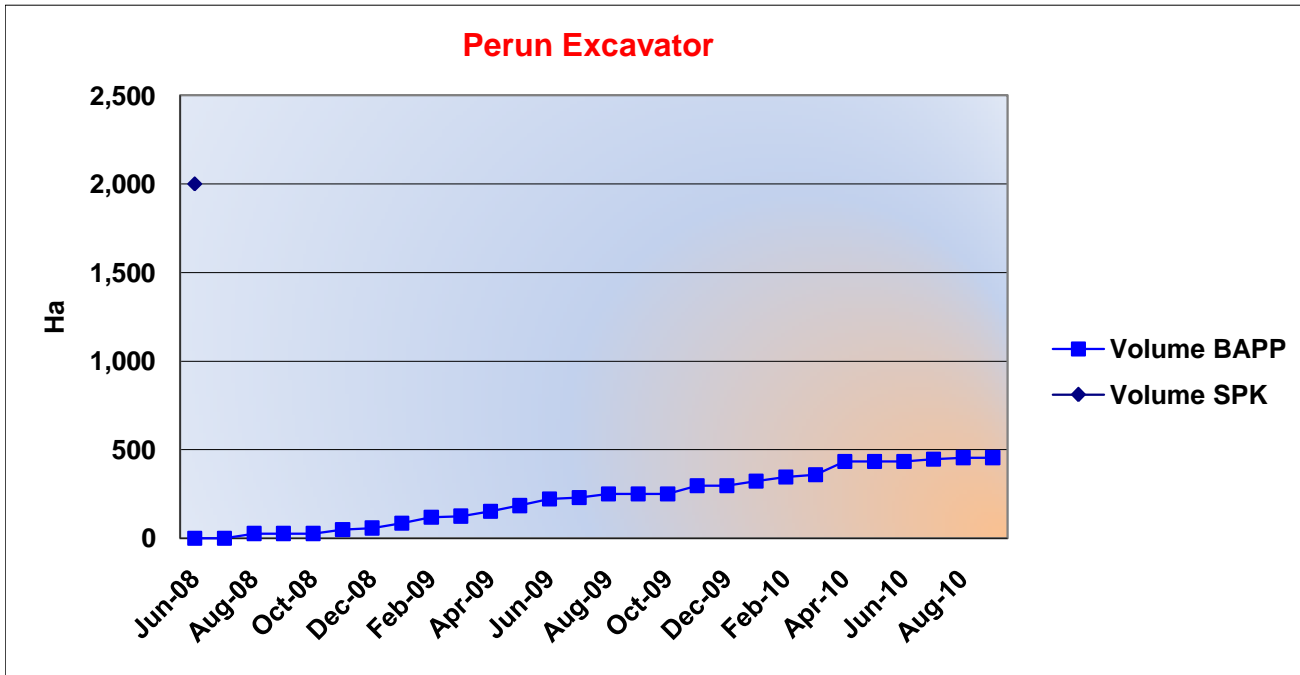
Month	Monthly Progress	Accumulated
Jun-08	17.60	17.60
Jul-08	3.20	20.80
Aug-08	848.00	868.80
Sep-08	31.40	900.20
Oct-08	-	900.20
Nov-08	81.40	981.60
Dec-08	-	981.60
Jan-09	-	981.60
Feb-09	-	981.60
Mar-09	8.40	990.00
Apr-09	40.80	1,030.80
May-09	69.30	1,100.10
Jun-09	27.20	1,127.30
Jul-09	17.00	1,144.30
Aug-09	42.90	1,187.20
Sep-09	46.80	1,234.00
Oct-09	95.20	1,329.20
Nov-09	78.60	1,407.80
Dec-09	-	1,407.80
Jan-10	6.00	1,413.80
Feb-10	121.50	1,535.30
Mar-10	-	1,535.30
Apr-10	14.80	1,550.10
May-10	65.00	1,615.10
Jun-10	71.70	1,686.80
Jul-10	138.30	1,825.10
Aug-10	59.20	1,884.30
Sep-10	96.70	1,981.00
	1,981.00	



# PT. KUTAI BALIAN NAULI

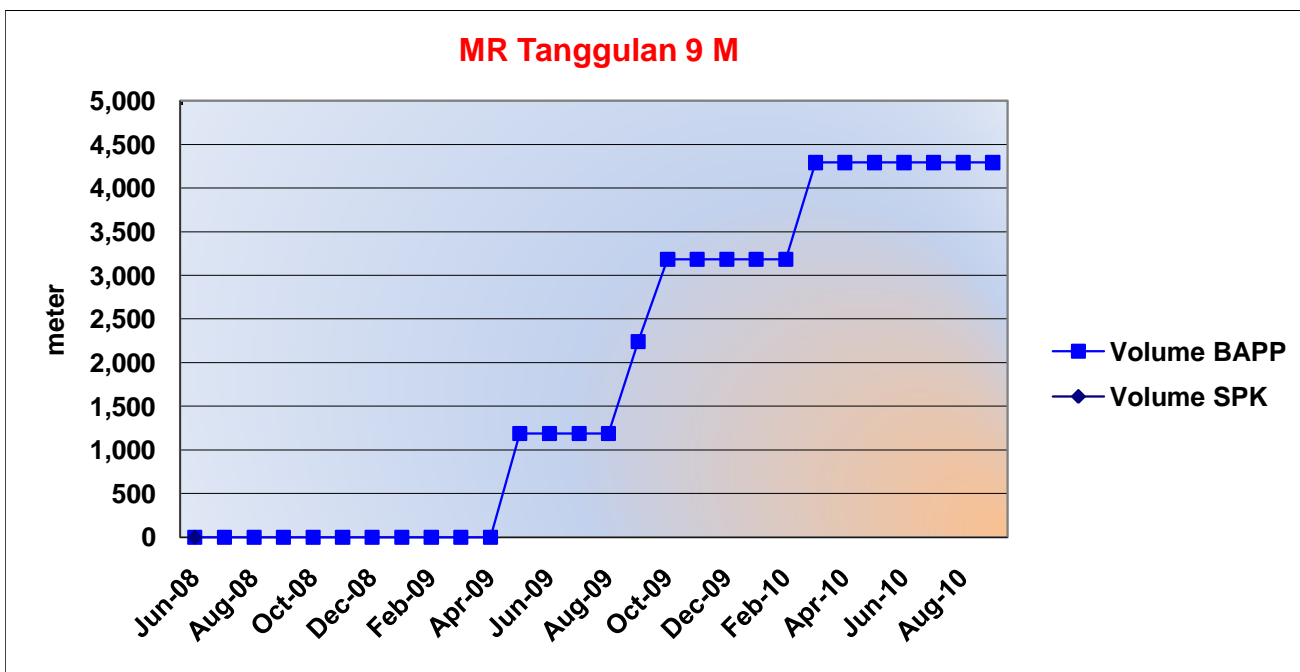
## CLAIM SUMMARY - Tepian Langsung Estate

Type of Work	SPK Vol ( Ha )	Progress	%
Perun Excavator	2,000.00	455.37	22.77%



Month	Monthly Progress	Accumulated
Jun-08	-	-
Jul-08	-	-
Aug-08	26.90	26.90
Sep-08	-	26.90
Oct-08	-	26.90
Nov-08	21.82	48.72
Dec-08	8.97	57.69
Jan-09	28.15	85.84
Feb-09	33.22	119.06
Mar-09	5.91	124.97
Apr-09	26.84	151.81
May-09	32.63	184.44
Jun-09	36.54	220.98
Jul-09	8.63	229.61
Aug-09	21.30	250.91
Sep-09	-	250.91
Oct-09	-	250.91
Nov-09	44.890	295.80
Dec-09	-	295.80
Jan-10	27.37	323.17
Feb-10	22.39	345.56
Mar-10	12.11	357.67
Apr-10	75.89	433.56
May-10	-	433.56
Jun-10	-	433.56
Jul-10	12.00	445.56
Aug-10	9.81	455.37
Sep-10	-	455.37
	455.37	

Type of Work	SPK Vol ( Meter )	Progress	%
MR Tanggulan 9 M	0.00	4,291.74	0.00%

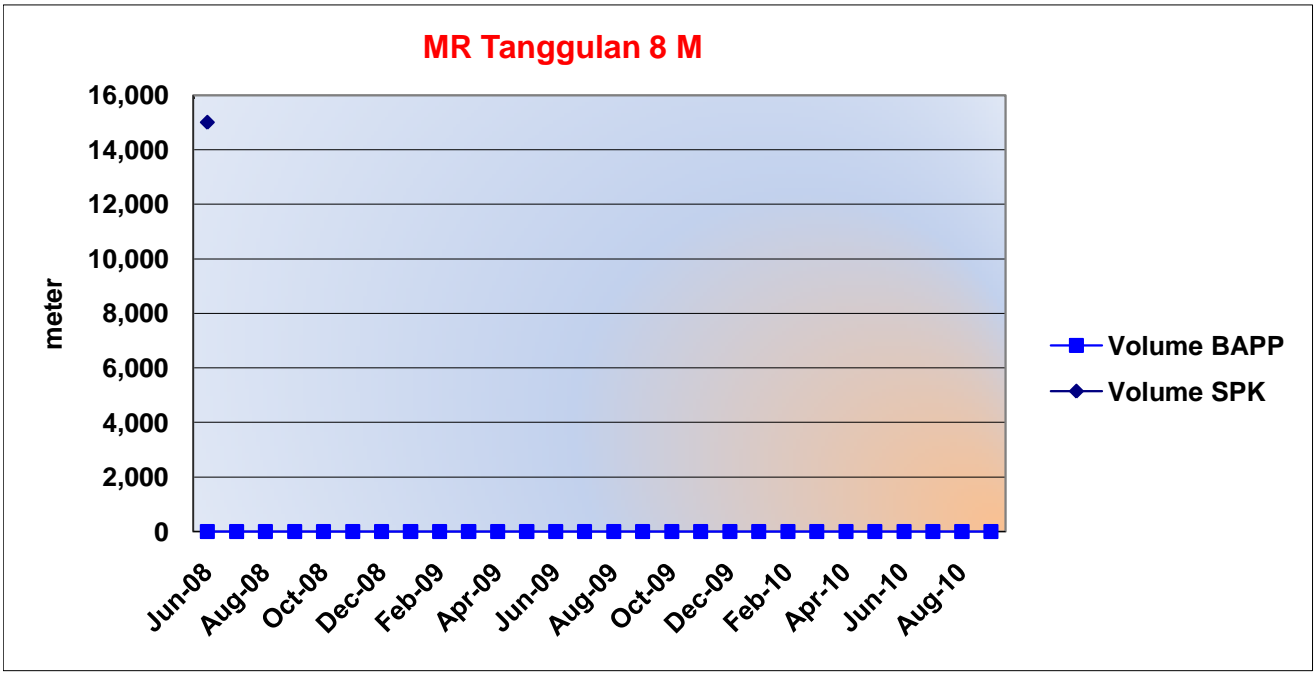


Month	Monthly Progress	Accumulated
Jun-08	-	-
Jul-08	-	-
Aug-08	-	-
Sep-08	-	-
Oct-08	-	-
Nov-08	-	-
Dec-08	-	-
Jan-09	-	-
Feb-09	-	-
Mar-09	-	-
Apr-09	-	-
May-09	1,188.36	1,188.36
Jun-09	-	1,188.36
Jul-09	-	1,188.36
Aug-09	-	1,188.36
Sep-09	1,051.58	2,239.94
Oct-09	943.73	3,183.67
Nov-09	-	3,183.67
Dec-09	-	3,183.67
Jan-10	-	3,183.67
Feb-10	-	3,183.67
Mar-10	1,108.07	4,291.74
Apr-10	-	4,291.74
May-10	-	4,291.74
Jun-10	-	4,291.74
Jul-10	-	4,291.74
Aug-10	-	4,291.74
Sep-10	-	4,291.74
	4,291.74	



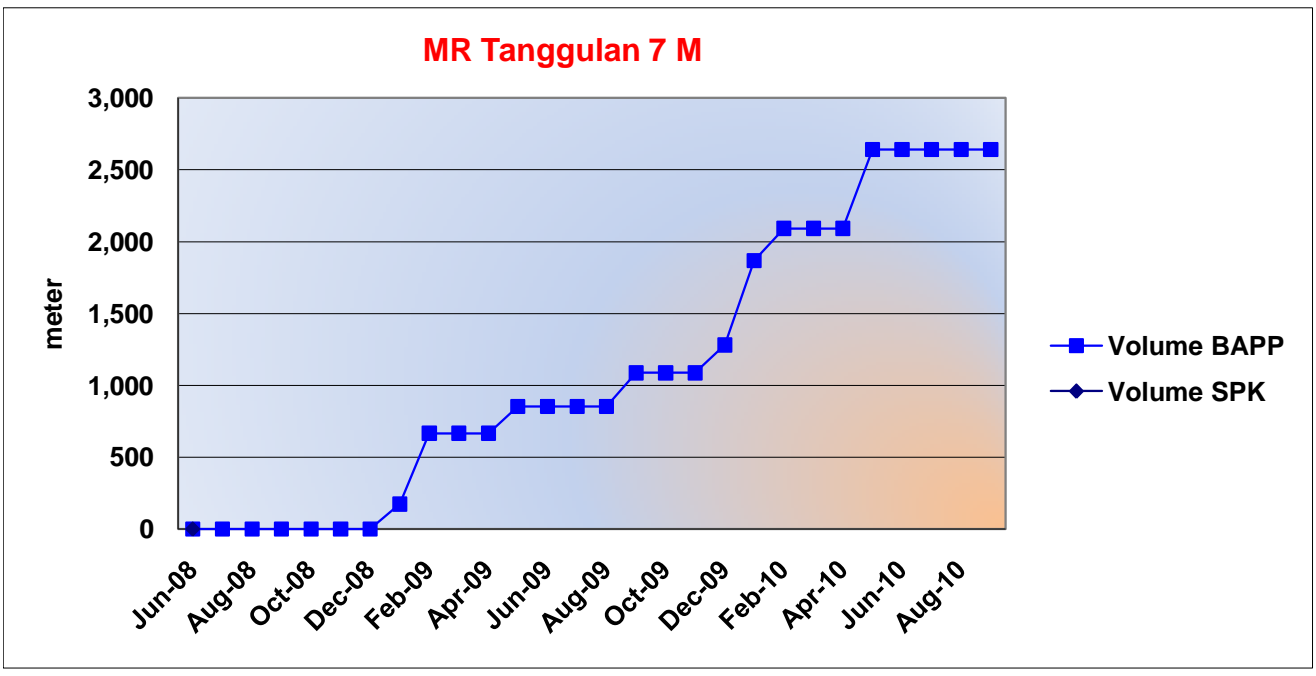
**CLAIM SUMMARY - Tepian Langsung Estate**

Type of Work	SPK Vol ( Meter )	Progress	%
MR Tanggulan 8 M	15,000.00	-	0.00%



Month	Monthly Progress	Accumulated
Jun-08	-	-
Jul-08	-	-
Aug-08	-	-
Sep-08	-	-
Oct-08	-	-
Nov-08	-	-
Dec-08	-	-
Jan-09	-	-
Feb-09	-	-
Mar-09	-	-
Apr-09	-	-
May-09	-	-
Jun-09	-	-
Jul-09	-	-
Aug-09	-	-
Sep-09	-	-
Oct-09	-	-
Nov-09	-	-
Dec-09	-	-
Jan-10	-	-
Feb-10	-	-
Mar-10	-	-
Apr-10	-	-
May-10	-	-
Jun-10	-	-
Jul-10	-	-
Aug-10	-	-
Sep-10	-	-
	-	-

Type of Work	SPK Vol ( Meter )	Progress	%
MR Tanggulan 7 M	0.00	2,641.01	0.00%

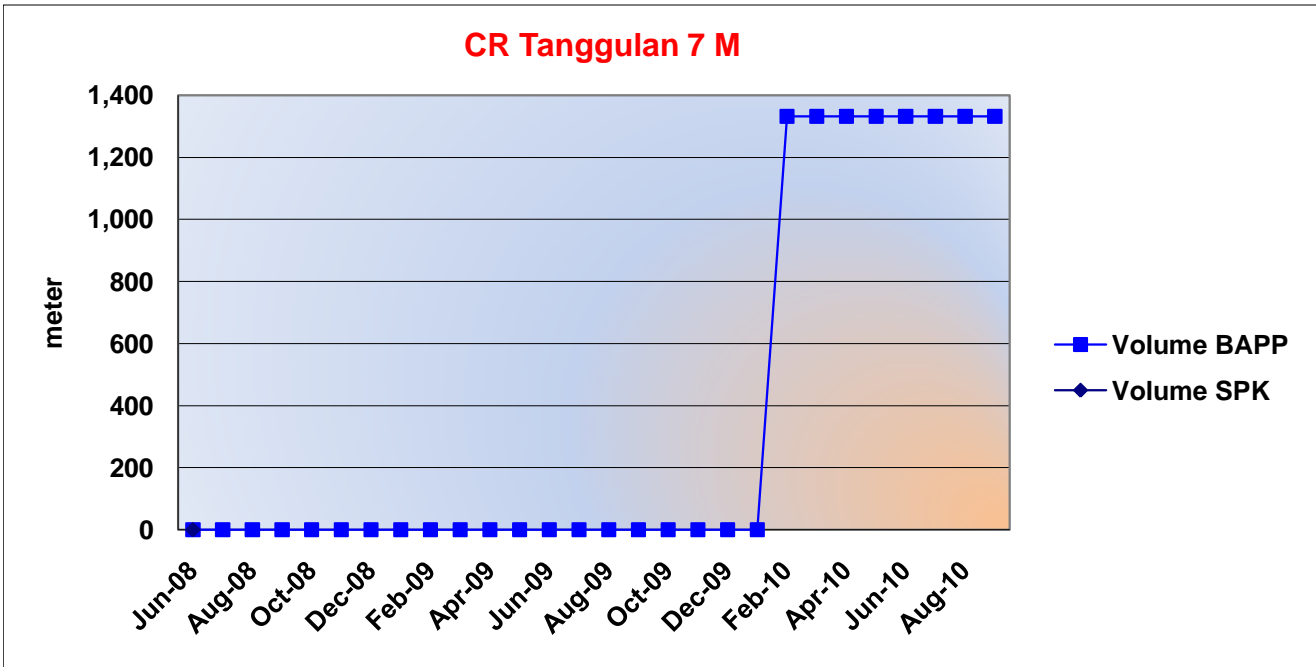


Month	Monthly Progress	Accumulated
Jun-08	-	-
Jul-08	-	-
Aug-08	-	-
Sep-08	-	-
Oct-08	-	-
Nov-08	-	-
Dec-08	-	-
Jan-09	173.10	173.10
Feb-09	493.06	666.16
Mar-09	-	666.16
Apr-09	-	666.16
May-09	185.30	851.46
Jun-09	-	851.46
Jul-09	-	851.46
Aug-09	-	851.46
Sep-09	235.30	1,086.76
Oct-09	-	1,086.76
Nov-09	-	1,086.76
Dec-09	194.05	1,280.81
Jan-10	587.35	1,868.16
Feb-10	224.21	2,092.37
Mar-10	-	2,092.37
Apr-10	-	2,092.37
May-10	548.64	2,641.01
Jun-10	-	2,641.01
Jul-10	-	2,641.01
Aug-10	-	2,641.01
Sep-10	-	2,641.01
	2,641.01	



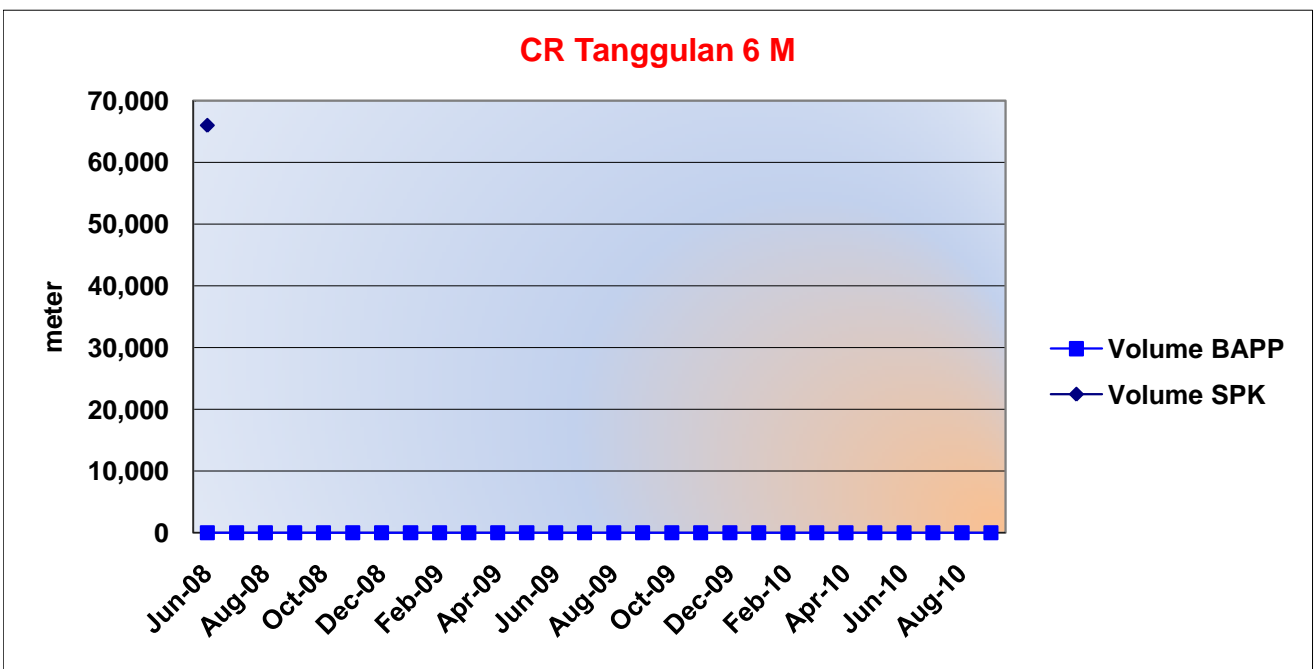
**CLAIM SUMMARY - Tepian Langsung Estate**

Type of Work	SPK Vol ( Meter )	Progress	%
CR Tanggulan 7 M	0.00	1,332.52	0.00%



Month	Monthly Progress	Accumulated
Jun-08	-	-
Jul-08	-	-
Aug-08	-	-
Sep-08	-	-
Oct-08	-	-
Nov-08	-	-
Dec-08	-	-
Jan-09	-	-
Feb-09	-	-
Mar-09	-	-
Apr-09	-	-
May-09	-	-
Jun-09	-	-
Jul-09	-	-
Aug-09	-	-
Sep-09	-	-
Oct-09	-	-
Nov-09	-	-
Dec-09	-	-
Jan-10	-	-
Feb-10	1,332.52	1,332.52
Mar-10	-	1,332.52
Apr-10	-	1,332.52
May-10	-	1,332.52
Jun-10	-	1,332.52
Jul-10	-	1,332.52
Aug-10	-	1,332.52
Sep-10	-	1,332.52
	1,332.52	

Type of Work	SPK Vol ( Meter )	Progress	%
CR Tanggulan 6 M	66,000.00	-	0.00%

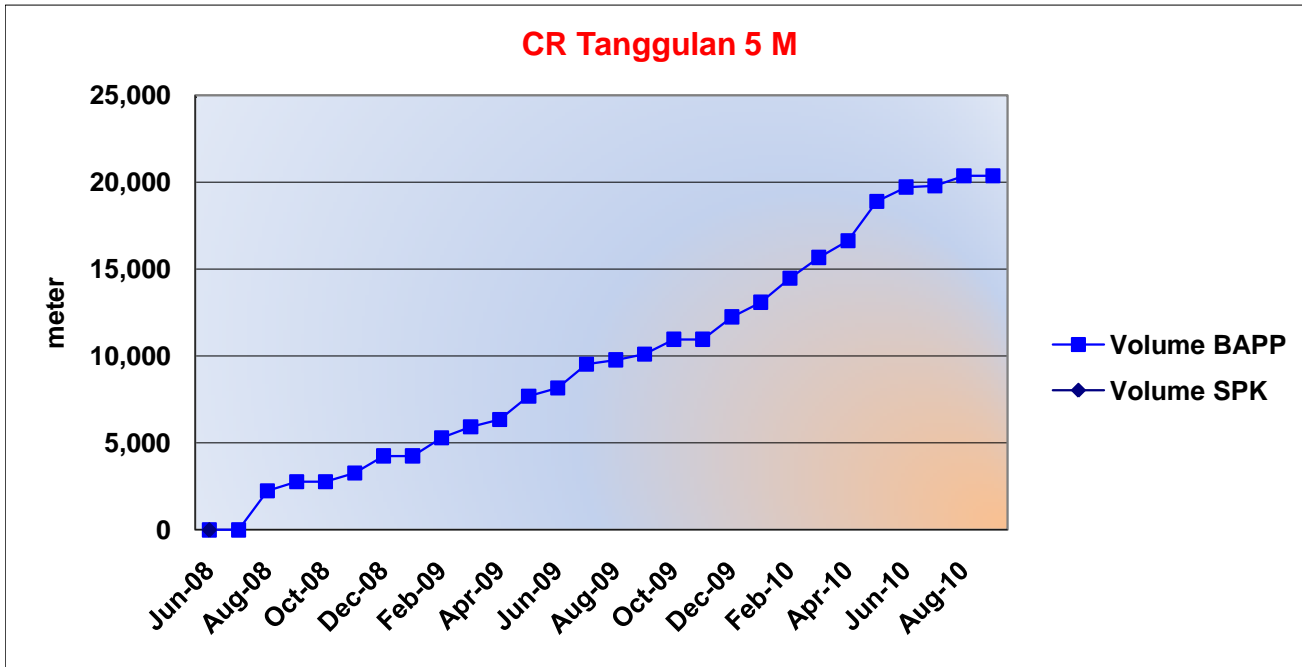


Month	Monthly Progress	Accumulated
Jun-08	-	-
Jul-08	-	-
Aug-08	-	-
Sep-08	-	-
Oct-08	-	-
Nov-08	-	-
Dec-08	-	-
Jan-09	-	-
Feb-09	-	-
Mar-09	-	-
Apr-09	-	-
May-09	-	-
Jun-09	-	-
Jul-09	-	-
Aug-09	-	-
Sep-09	-	-
Oct-09	-	-
Nov-09	-	-
Dec-09	-	-
Jan-10	-	-
Feb-10	-	-
Mar-10	-	-
Apr-10	-	-
May-10	-	-
Jun-10	-	-
Jul-10	-	-
Aug-10	-	-
Sep-10	-	-
	-	



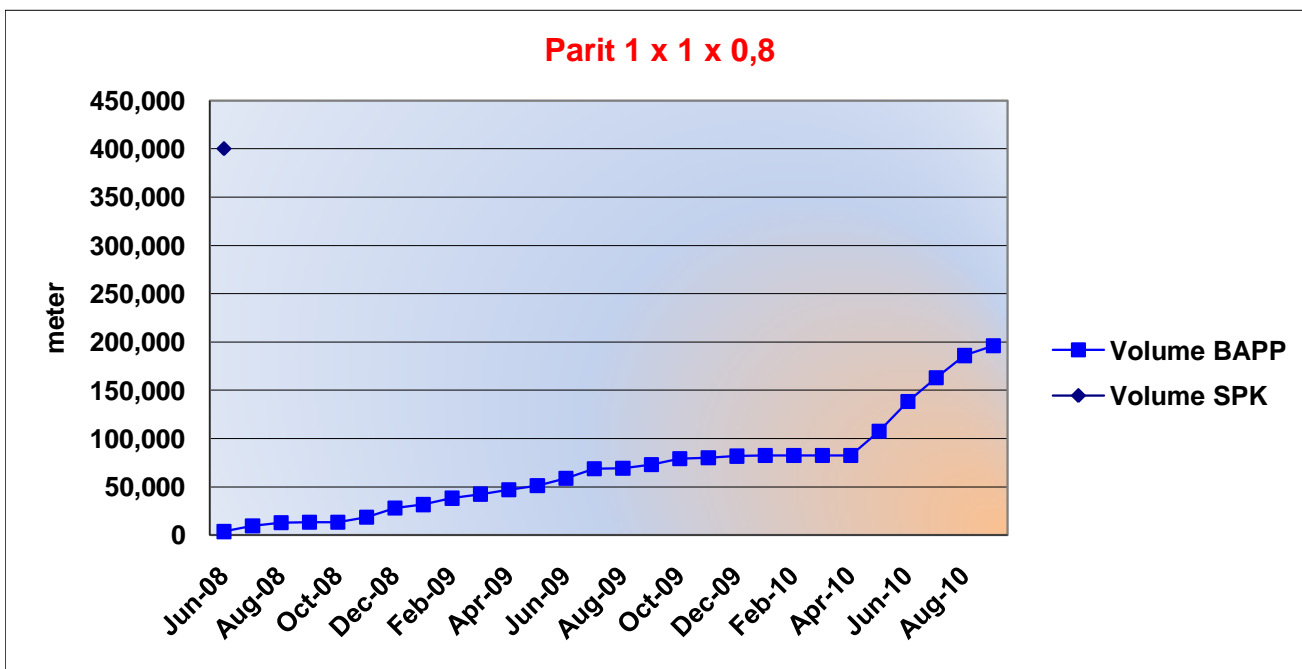
**CLAIM SUMMARY - Tepian Langsung Estate**

Type of Work	SPK Vol ( Meter )	Progress	%
CR Tanggulan 5 M	0.00	20,367.68	0.00%



Month	Monthly Progress	Accumulated
Jun-08	-	-
Jul-08	-	-
Aug-08	2,247.15	2,247.15
Sep-08	524.81	2,771.96
Oct-08	-	2,771.96
Nov-08	495.66	3,267.62
Dec-08	990.18	4,257.80
Jan-09	-	4,257.80
Feb-09	1,043.39	5,301.19
Mar-09	626.21	5,927.40
Apr-09	424.04	6,351.44
May-09	1,332.06	7,683.50
Jun-09	484.15	8,167.65
Jul-09	1,371.32	9,538.97
Aug-09	241.53	9,780.50
Sep-09	332.27	10,112.77
Oct-09	852.69	10,965.46
Nov-09	-	10,965.46
Dec-09	1,288.69	12,254.15
Jan-10	840.29	13,094.44
Feb-10	1,389.08	14,483.52
Mar-10	1,190.66	15,674.18
Apr-10	959.81	16,633.99
May-10	2,256.22	18,890.21
Jun-10	834.31	19,724.52
Jul-10	75.64	19,800.16
Aug-10	567.52	20,367.68
Sep-10	-	20,367.68
	20,367.68	

Type of Work	SPK Vol ( Meter )	Progress	%
Parit 1 x 1 x 0,8	400,000.00	195,909.51	48.98%



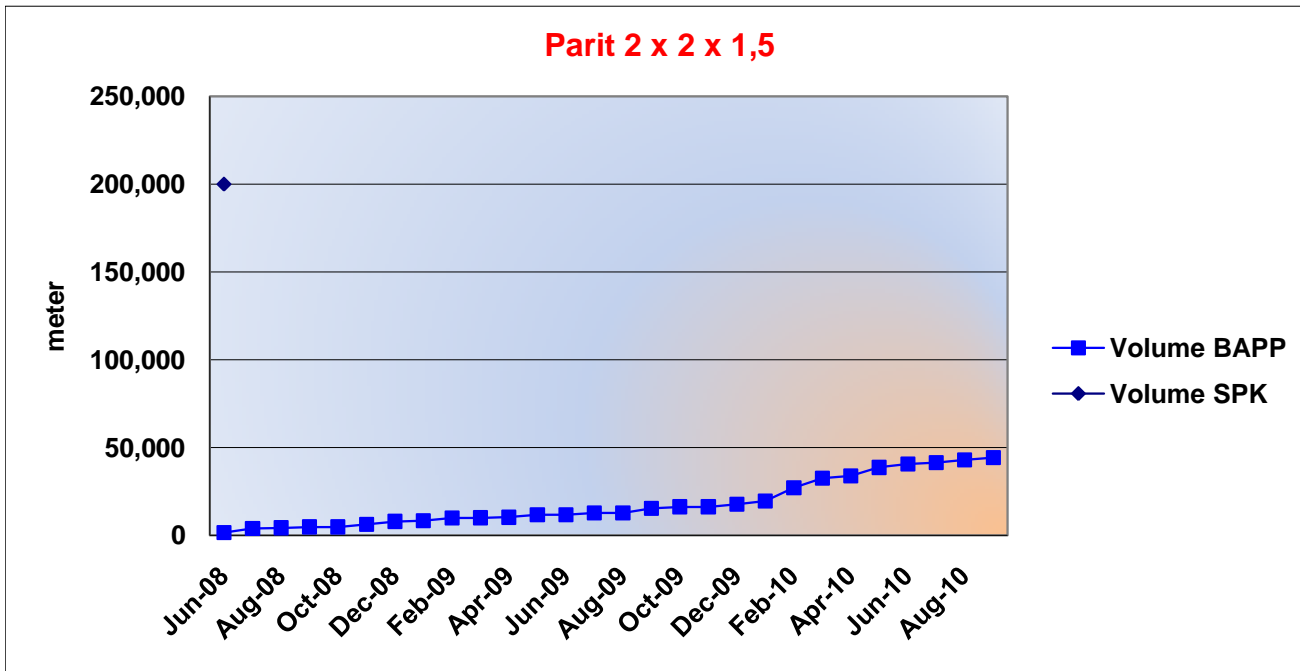
Month	Monthly Progress	Accumulated
Jun-08	3,663.90	3,663.90
Jul-08	5,781.80	9,445.70
Aug-08	3,228.10	12,673.80
Sep-08	551.94	13,225.74
Oct-08	-	13,225.74
Nov-08	5,350.33	18,576.07
Dec-08	9,400.09	27,976.16
Jan-09	3,609.45	31,585.61
Feb-09	6,626.95	38,212.56
Mar-09	4,227.61	42,440.17
Apr-09	4,324.47	46,764.64
May-09	4,556.61	51,321.25
Jun-09	7,455.88	58,777.13
Jul-09	9,872.55	68,649.68
Aug-09	458.94	69,108.62
Sep-09	4,056.90	73,165.52
Oct-09	5,874.97	79,040.49
Nov-09	1,163.96	80,204.45
Dec-09	1,593.33	81,797.78
Jan-10	849.92	82,647.70
Feb-10	-	82,647.70
Mar-10	-	82,647.70
Apr-10	-	82,647.70
May-10	24,948.64	107,596.34
Jun-10	30,872.57	138,468.91
Jul-10	24,505.06	162,973.97
Aug-10	22,946.99	185,920.96
Sep-10	9,988.55	195,909.51
	195,909.51	



# PT. KUTAI BALIAN NAULI

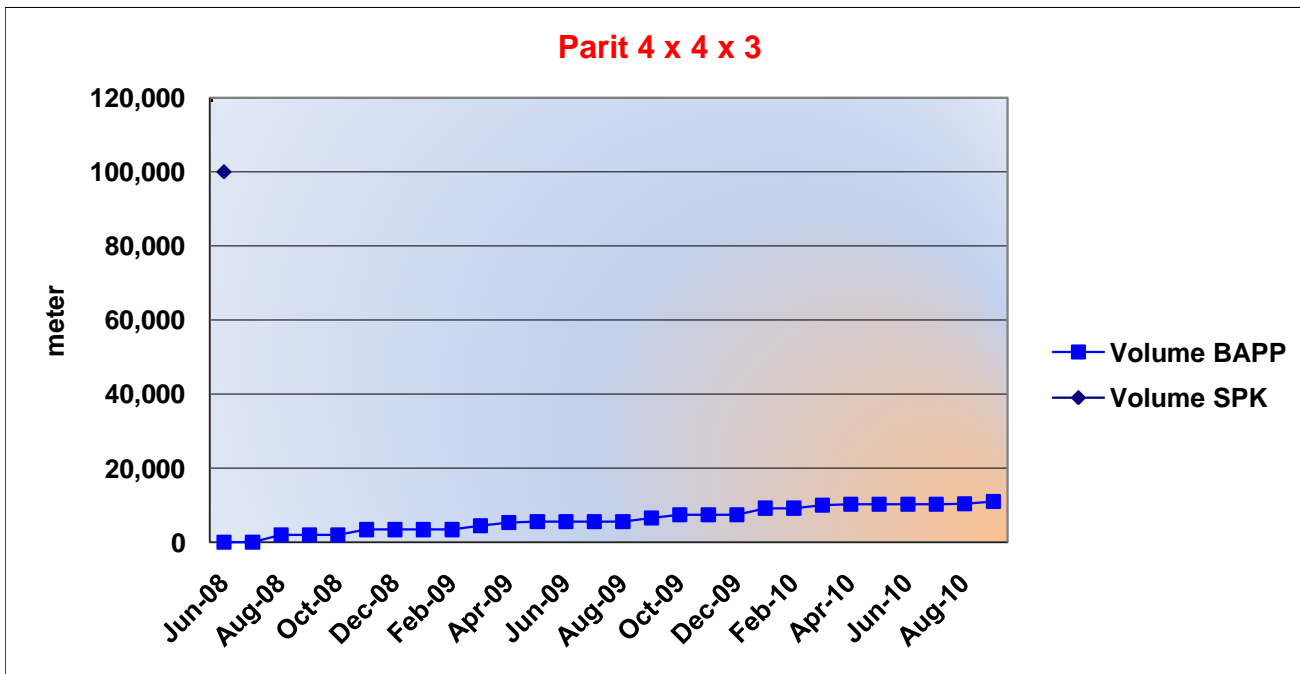
## CLAIM SUMMARY - Tepian Langsung Estate

Type of Work	SPK Vol ( Meter )	Progress	%
Parit 2 x 2 x 1,5	200,000.00	44,162.07	22.08%



Month	Monthly Progress	Accumulated
Jun-08	1,461.40	1,461.40
Jul-08	2,375.90	3,837.30
Aug-08	349.07	4,186.37
Sep-08	504.00	4,690.37
Oct-08	-	4,690.37
Nov-08	1,488.43	6,178.80
Dec-08	1,649.78	7,828.58
Jan-09	421.40	8,249.98
Feb-09	1,471.74	9,721.72
Mar-09	195.08	9,916.80
Apr-09	263.71	10,180.51
May-09	1,465.10	11,645.61
Jun-09	-	11,645.61
Jul-09	906.91	12,552.52
Aug-09	135.01	12,687.53
Sep-09	2,523.15	15,210.68
Oct-09	958.52	16,169.20
Nov-09	-	16,169.20
Dec-09	1,466.83	17,636.03
Jan-10	1,800.58	19,436.61
Feb-10	7,518.78	26,955.39
Mar-10	5,554.13	32,509.52
Apr-10	1,326.98	33,836.50
May-10	4,750.12	38,586.62
Jun-10	1,957.91	40,544.53
Jul-10	683.04	41,227.57
Aug-10	1,604.44	42,832.01
Sep-10	1,330.06	44,162.07
	44,162.07	

Type of Work	SPK Vol ( Meter )	Progress	%
Parit 4 x 4 x 3	100,000.00	11,025.68	11.03%

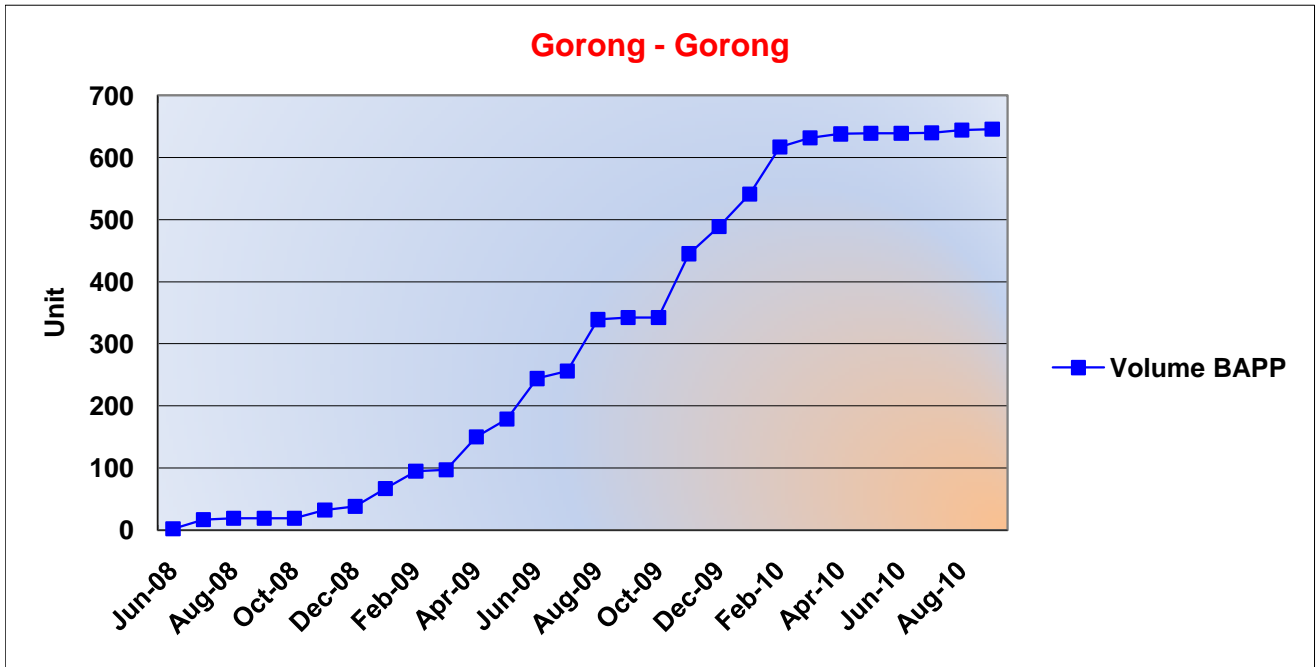


Month	Monthly Progress	Accumulated
Jun-08	-	-
Jul-08	-	-
Aug-08	2,049.09	2,049.09
Sep-08	-	2,049.09
Oct-08	-	2,049.09
Nov-08	1,388.50	3,437.59
Dec-08	-	3,437.59
Jan-09	-	3,437.59
Feb-09	-	3,437.59
Mar-09	1,010.89	4,448.48
Apr-09	941.38	5,389.86
May-09	251.70	5,641.56
Jun-09	-	5,641.56
Jul-09	-	5,641.56
Aug-09	-	5,641.56
Sep-09	895.10	6,536.66
Oct-09	947.48	7,484.14
Nov-09	-	7,484.14
Dec-09	-	7,484.14
Jan-10	1,746.92	9,231.06
Feb-10	-	9,231.06
Mar-10	762.66	9,993.72
Apr-10	258.09	10,251.81
May-10	-	10,251.81
Jun-10	-	10,251.81
Jul-10	-	10,251.81
Aug-10	108.45	10,360.26
Sep-10	665.42	11,025.68
	11,025.68	



**CLAIM SUMMARY - Tepian Langsung Estate**

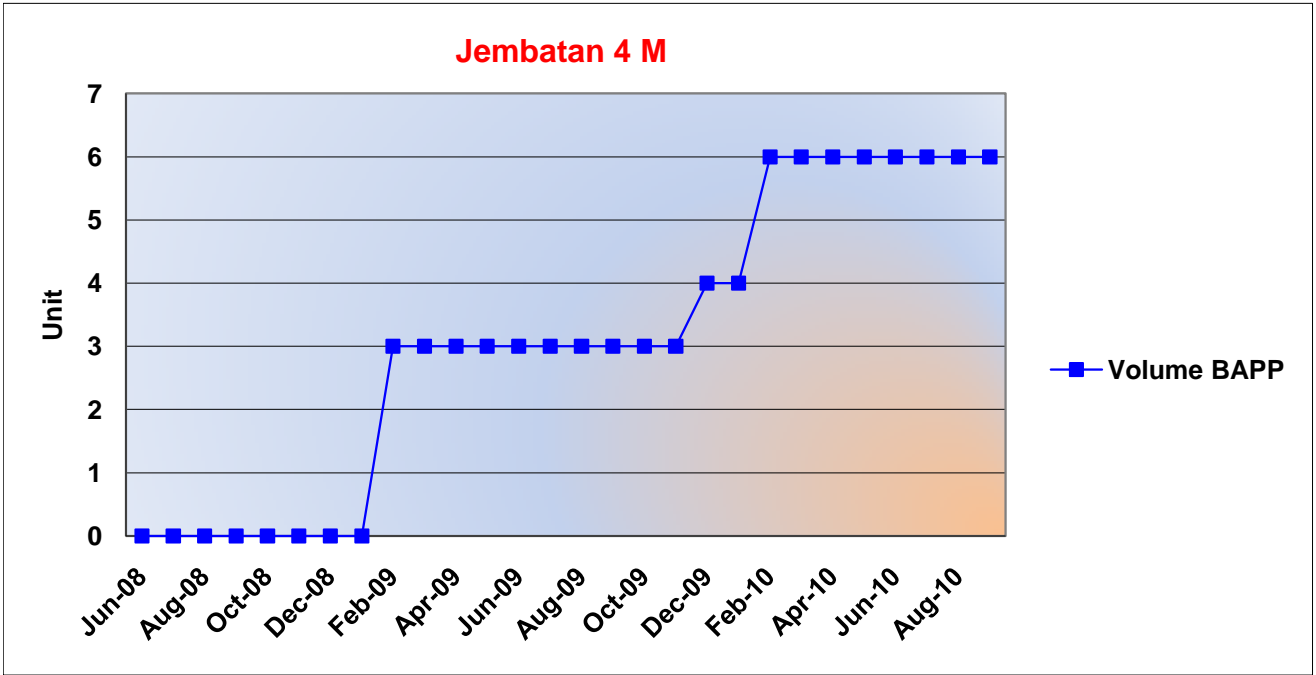
Type of Work	SPK Vol ( Unit )	Progress	%
Gorong-gorong	0.00	646.00	0.00%





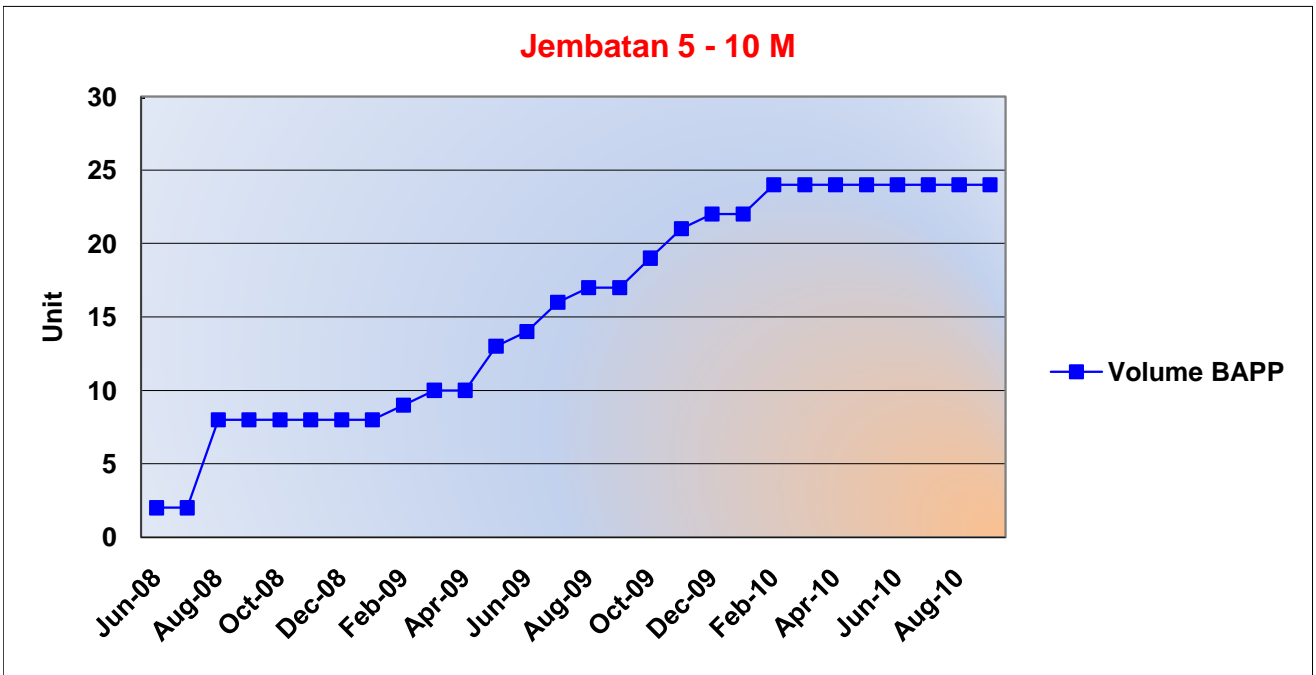
**CLAIM SUMMARY - Tepian Langsung Estate**

Type of Work	SPK Vol ( Unit )	Progress	%
Jembatan 4 M	0.00	6.00	0.00%



Month	Monthly Progress	Accumulated
Jun-08	-	-
Jul-08	-	-
Aug-08	-	-
Sep-08	-	-
Oct-08	-	-
Nov-08	-	-
Dec-08	-	-
Jan-09	-	-
Feb-09	3.00	3.00
Mar-09	-	3.00
Apr-09	-	3.00
May-09	-	3.00
Jun-09	-	3.00
Jul-09	-	3.00
Aug-09	-	3.00
Sep-09	-	3.00
Oct-09	-	3.00
Nov-09	-	3.00
Dec-09	1.00	4.00
Jan-10	-	4.00
Feb-10	2.00	6.00
Mar-10	-	6.00
Apr-10	-	6.00
May-10	-	6.00
Jun-10	-	6.00
Jul-10	-	6.00
Aug-10	-	6.00
Sep-10	-	6.00
	6.00	

Type of Work	SPK Vol ( Unit )	Progress	%
Jembatan 5-10 M	0.00	24.00	0.00%

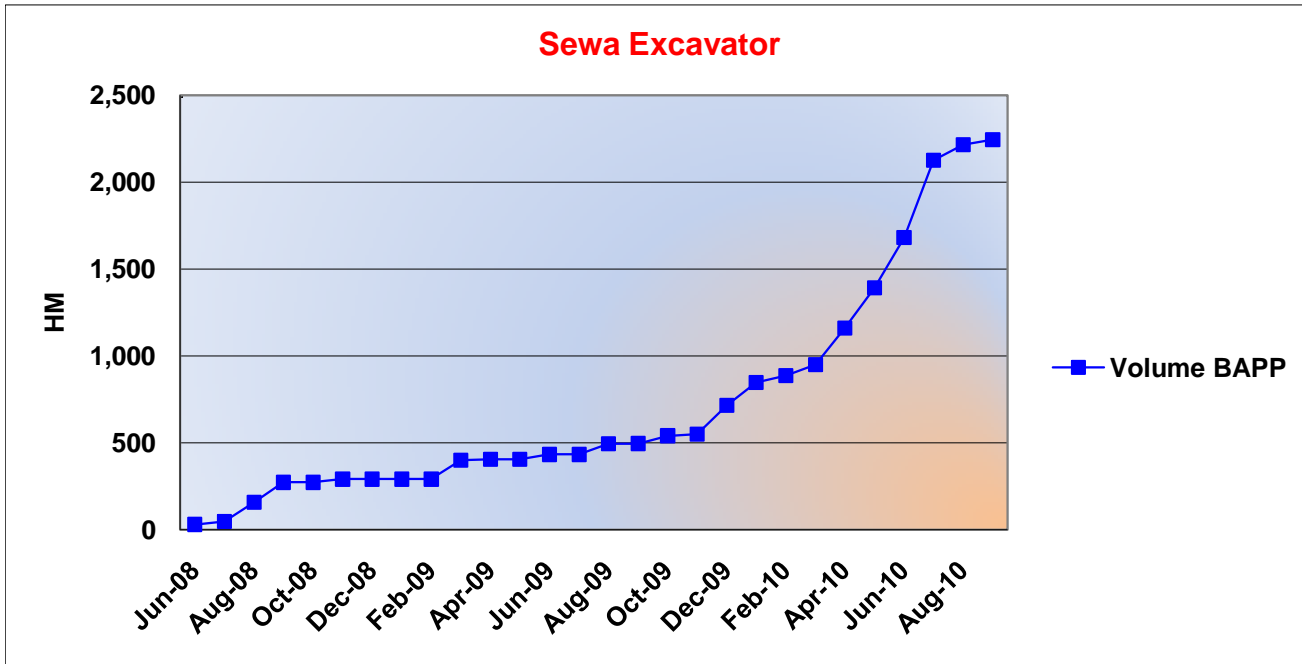


Month	Monthly Progress	Accumulated
Jun-08	2.00	2.00
Jul-08	-	2.00
Aug-08	6.00	8.00
Sep-08	-	8.00
Oct-08	-	8.00
Nov-08	-	8.00
Dec-08	-	8.00
Jan-09	-	8.00
Feb-09	1.00	9.00
Mar-09	1.00	10.00
Apr-09	-	10.00
May-09	3.00	13.00
Jun-09	1.00	14.00
Jul-09	2.00	16.00
Aug-09	1.00	17.00
Sep-09	-	17.00
Oct-09	2.00	19.00
Nov-09	2.00	21.00
Dec-09	1.00	22.00
Jan-10	-	22.00
Feb-10	2.00	24.00
Mar-10	-	24.00
Apr-10	-	24.00
May-10	-	24.00
Jun-10	-	24.00
Jul-10	-	24.00
Aug-10	-	24.00
Sep-10	-	24.00
	24.00	



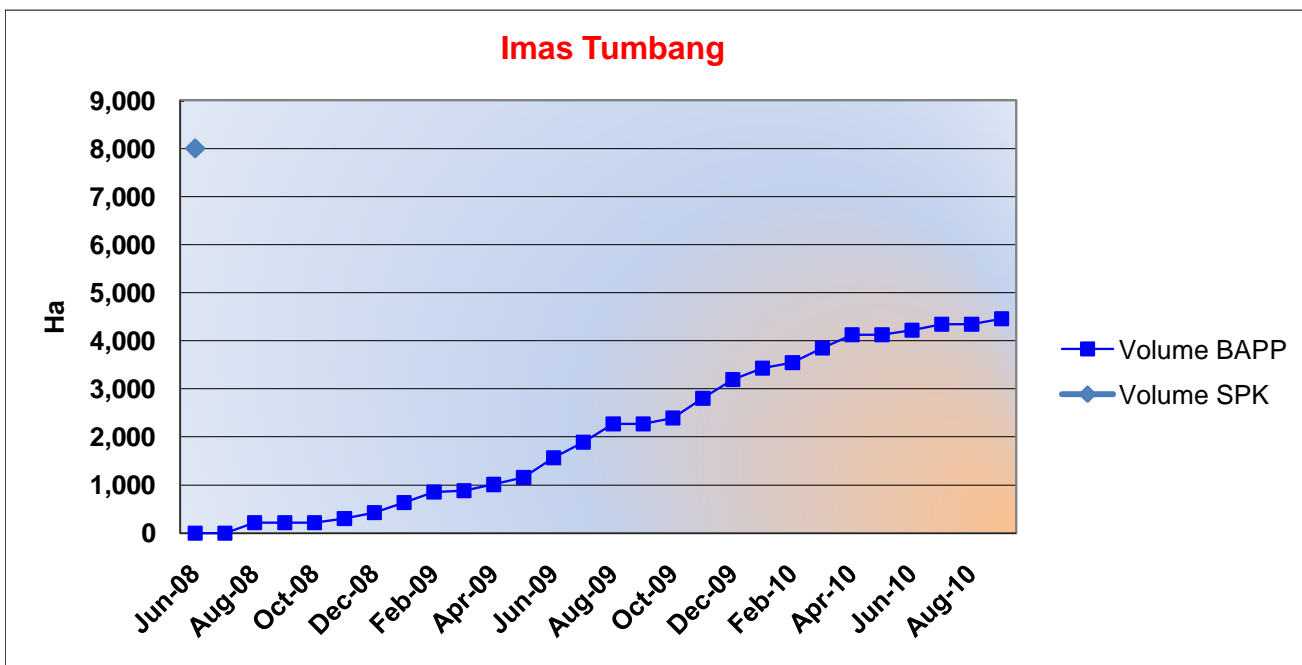
**CLAIM SUMMARY - Tepian Langsung Estate**

Type of Work	SPK Vol ( HM )	Progress	%
Sewa Excavator	0.00	2,244.11	0.00%



Month	Monthly Progress	Accumulated
Jun-08	30.20	30.20
Jul-08	18.00	48.20
Aug-08	110.20	158.40
Sep-08	114.00	272.40
Oct-08	-	272.40
Nov-08	18.50	290.90
Dec-08	-	290.90
Jan-09	-	290.90
Feb-09	-	290.90
Mar-09	108.00	398.90
Apr-09	7.10	406.00
May-09	-	406.00
Jun-09	27.00	433.00
Jul-09	-	433.00
Aug-09	60.80	493.80
Sep-09	2.10	495.90
Oct-09	44.60	540.50
Nov-09	8.50	549.00
Dec-09	167.20	716.20
Jan-10	130.40	846.60
Feb-10	39.50	886.10
Mar-10	62.60	948.70
Apr-10	211.30	1,160.00
May-10	231.70	1,391.70
Jun-10	288.61	1,680.31
Jul-10	444.90	2,125.21
Aug-10	89.70	2,214.91
Sep-10	29.20	2,244.11
Total	2,244.11	

Type of Work	SPK Vol ( Ha )	Progress	%
Imas Tumbang	8,000.00	4,459.79	55.75%

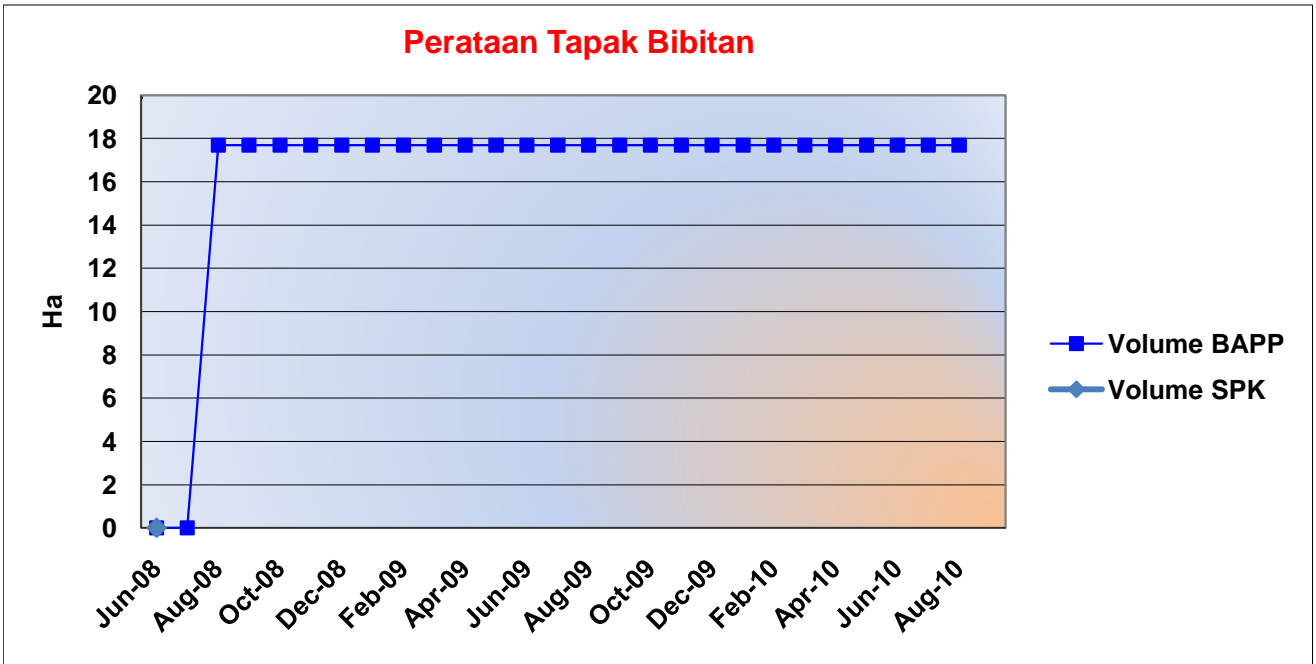


Month	Monthly Progress	Accumulated
Jun-08	-	-
Jul-08	-	-
Aug-08	218.14	218.14
Sep-08	-	218.14
Oct-08	-	218.14
Nov-08	87.95	306.09
Dec-08	122.52	428.61
Jan-09	210.36	638.97
Feb-09	212.49	851.46
Mar-09	32.38	883.84
Apr-09	127.75	1,011.59
May-09	146.38	1,157.97
Jun-09	411.67	1,569.64
Jul-09	321.60	1,891.24
Aug-09	377.65	2,268.89
Sep-09	-	2,268.89
Oct-09	127.69	2,396.58
Nov-09	410.41	2,806.99
Dec-09	385.51	3,192.50
Jan-10	236.89	3,429.39
Feb-10	114.61	3,544.00
Mar-10	305.91	3,849.91
Apr-10	276.91	4,126.82
May-10	-	4,126.82
Jun-10	94.49	4,221.31
Jul-10	119.24	4,340.55
Aug-10	-	4,340.55
Sep-10	119.24	4,459.79
Total	4,459.79	



**CLAIM SUMMARY - Tepian Langsung Estate**

Type of Work	SPK Vol ( Ha )	Progress	%
Perataan Tapak Bibitan	0.00	17.70	0.00%



Month	Monthly Progress	Accumulated
Jun-08	-	-
Jul-08	-	-
Aug-08	17.70	17.70
Sep-08	-	17.70
Oct-08	-	17.70
Nov-08	-	17.70
Dec-08	-	17.70
Jan-09	-	17.70
Feb-09	-	17.70
Mar-09	-	17.70
Apr-09	-	17.70
May-09	-	17.70
Jun-09	-	17.70
Jul-09	-	17.70
Aug-09	-	17.70
Sep-09	-	17.70
Oct-09	-	17.70
Nov-09	-	17.70
Dec-09	-	17.70
Jan-10	-	17.70
Feb-10	-	17.70
Mar-10	-	17.70
Apr-10	-	17.70
May-10	-	17.70
Jun-10	-	17.70
Jul-10	-	17.70
Aug-10	-	17.70
Sep-10	-	17.70
	17.70	