



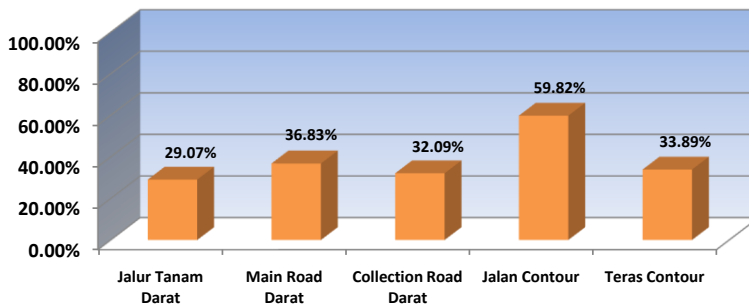
**PROGRESS REPORT - Kebun Belian**

KONTRAK NO :

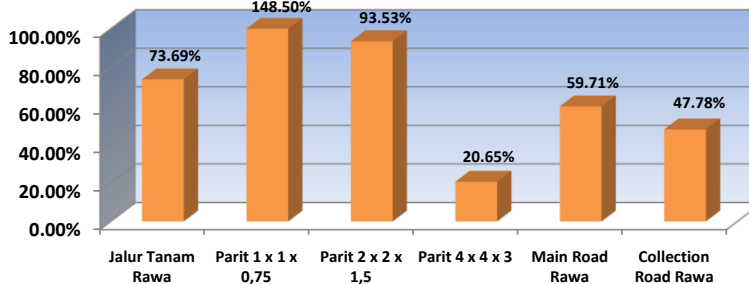
1. SPK No. BLNE/JKTO/11/07/029 - Jalur Tanam, BPRT, & PJLN
2. SPK No. BLNE/JKTO/11/07/031 - SWAB
3. SPK No. BLNE/JKTO/11/07/028 - Imas Tumbang
4. SPK No. BLNE/JKTO/11/07/030 - Penyiapan Lahan Bibitan

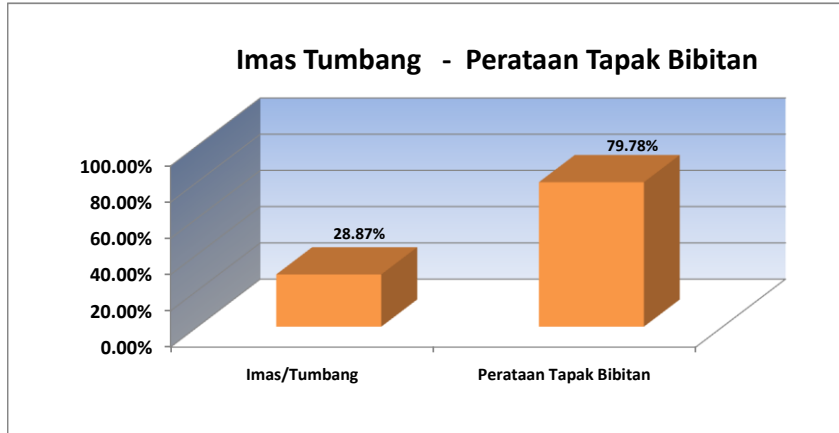
Jenis Pekerjaan	Unit	Vol SPK 20 Nop '07 s.d 01 April '11	Realisasi			%
			AKUMULASI s.d BULAN LALU	BAPP Sep' 2011	s.d BAPP Sep' 2011	
<b>Bulldozer</b>						
Jalur Tanam Darat	Ha	8,100.00	2,333.45	21.52	2,354.97	29.07%
Main Road Darat	Mtr	66,402.00	24,206.81	246.41	24,453.22	36.83%
Collection Road Darat	Mtr	218,085.00	69,666.52	318.02	69,984.54	32.09%
Jalan Contour	Mtr	111,300.00	62,661.07	3,920.07	66,581.14	59.82%
Teras Contour	Mtr	1,605,600.00	527,606.23	16,496.38	544,102.61	33.89%
Sewa Buldozer	HM	-	22,359.30	1,023.00	23,382.30	
<b>Excavator</b>						
Jalur Tanam Rawa	Ha	1,900.00	1,391.35	8.85	1,400.20	73.69%
Parit 1 x 1 x 0,75	Mtr	184,100.00	271,948.19	1,438.42	273,386.61	148.50%
Parit 2 x 2 x 1,5	Mtr	100,000.00	91,749.41	1,783.72	93,533.13	93.53%
Parit 4 x 4 x 3	Mtr	42,050.00	8,684.98	-	8,684.98	20.65%
Main Road Rawa	Mtr	19,380.00	11,571.24	-	11,571.24	59.71%
Collection Road Rawa	Mtr	63,650.00	30,413.76	-	30,413.76	47.78%
Gorong-gorong	Unit	-	190.00	3.00	193.00	
Jembatan 2 M	Unit	-	442.00	7.00	449.00	
Jembatan 4 M	Unit	-	67.00	3.00	70.00	
Jembatan 5-10 M	Unit	-	-	-	-	
Jembatan > 10 M	Unit	-	-	-	-	
Sewa Excavator	HM	-	29,372.09	655.80	30,027.89	
Imas/Tumbang	Ha	10,000.00	2,886.86	-	2,886.86	28.87%
Perataan Tapak Bibitan	Ha	80.00	63.82	-	63.82	79.78%

**Pekerjaan Bulldozer**



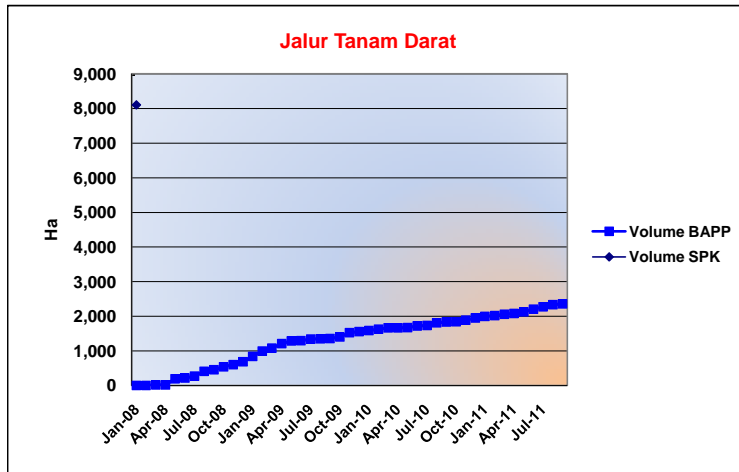
**Pekerjaan Excavator**





**Chart & Detail Per Month**

Jenis Pekerjaan	Unit	Vol SPK	Realisasi	%
Jalur Tanam Darat	Ha	8,100.00	2,354.97	29.07%



Bulan	Hasil per Bulan	Kumulatif
Jan-08	-	-
Feb-08	-	-
Mar-08	11.69	11.69
Apr-08	-	11.69
May-08	182.38	194.07
Jun-08	20.36	214.43
Jul-08	56.82	271.25
Aug-08	133.78	405.03
Sep-08	46.39	451.42
Oct-08	83.50	534.92
Nov-08	65.97	600.89
Dec-08	85.35	686.24
Jan-09	149.41	835.65
Feb-09	155.66	991.31
Mar-09	84.61	1,075.92
Apr-09	133.97	1,209.89
May-09	73.52	1,283.41
Jun-09	10.05	1,293.46
Jul-09	43.33	1,336.79
Aug-09	11.50	1,348.29
Sep-09	7.64	1,355.93
Oct-09	46.81	1,402.74
Nov-09	119.42	1,522.16
Dec-09	31.02	1,553.18
Jan-10	34.00	1,587.18
Feb-10	35.84	1,623.02
Mar-10	36.70	1,659.72
Apr-10	1.56	1,661.28
May-10	11.98	1,673.26
Jun-10	40.61	1,713.87
Jul-10	21.49	1,735.36
Aug-10	75.59	1,810.95
Sep-10	20.62	1,831.57
Oct-10	9.57	1,841.14
Nov-10	42.22	1,883.36
Dec-10	62.19	1,945.55
Jan-11	47.31	1,992.86
Feb-11	23.60	2,016.46
Mar-11	40.03	2,056.49
Apr-11	22.47	2,078.96
May-11	41.44	2,120.40
Jun-11	83.57	2,203.97
Jul-11	64.95	2,268.92
Aug-11	64.53	2,333.45
Sep-11	21.52	2,354.97
	<b>2,354.97</b>	



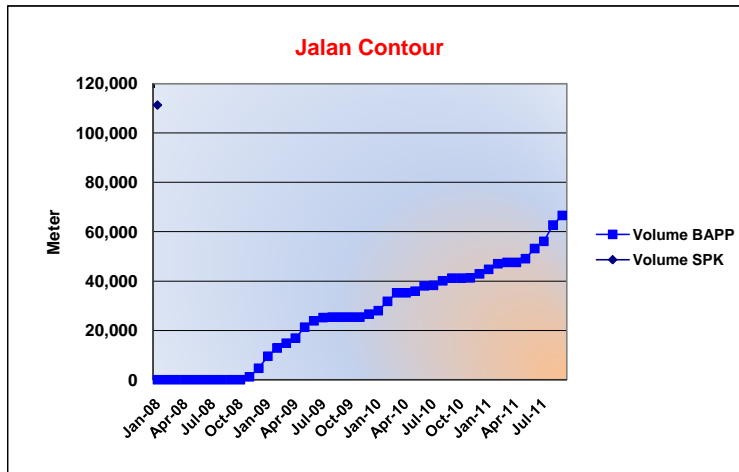




# PT. PARAMITRA INTERNUSA PRATAMA

## PROGRESS REPORT - Kebun Belian

Jenis Pekerjaan	Unit	Vol SPK	Realisasi	%
Jalan Contour	Mtr	111,300.00	66,581.14	59.82%



Bulan	Hasil per Bulan	Kumulatif
Jan-08	-	-
Feb-08	-	-
Mar-08	-	-
Apr-08	-	-
May-08	-	-
Jun-08	-	-
Jul-08	-	-
Aug-08	-	-
Sep-08	-	-
Oct-08	-	-
Nov-08	1,188.82	1,188.82
Dec-08	3,468.37	4,657.19
Jan-09	4,827.82	9,485.01
Feb-09	3,370.95	12,855.96
Mar-09	1,914.82	14,770.78
Apr-09	2,134.15	16,904.93
May-09	4,380.20	21,285.13
Jun-09	2,548.39	23,833.52
Jul-09	1,366.92	25,200.44
Aug-09	160.25	25,360.69
Sep-09	-	25,360.69
Oct-09	-	25,360.69
Nov-09	-	25,360.69
Dec-09	1,272.64	26,633.33
Jan-10	1,351.30	27,984.63
Feb-10	3,818.23	31,802.86
Mar-10	3,444.63	35,247.49
Apr-10	-	35,247.49
May-10	610.89	35,858.38
Jun-10	2,140.68	37,999.06
Jul-10	295.30	38,294.36
Aug-10	1,794.58	40,088.94
Sep-10	1,040.33	41,129.27
Oct-10	-	41,129.27
Nov-10	204.89	41,334.16
Dec-10	1,605.64	42,939.80
Jan-11	1,815.73	44,755.53
Feb-11	2,297.97	47,053.50
Mar-11	485.35	47,538.85
Apr-11	-	47,538.85
May-11	1,505.78	49,044.63
Jun-11	4,084.92	53,129.55
Jul-11	2,976.35	56,105.90
Aug-11	6,555.17	62,661.07
Sep-11	3,920.07	66,581.14
	<b>66,581.14</b>	



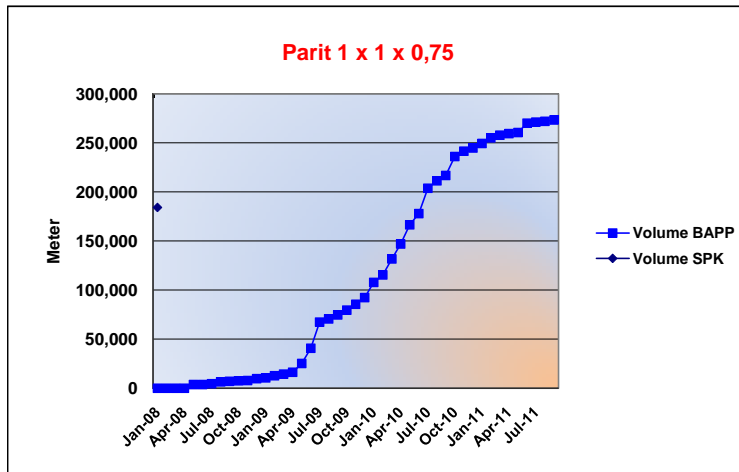




# PT. PARAMITRA INTERNUSA PRATAMA

## PROGRESS REPORT - Kebun Belian

Jenis Pekerjaan	Unit	Vol SPK	Realisasi	%
Parit 1 x 1 x 0,75	Mtr	184,100.00	273,386.61	148.50%



Bulan	Hasil per Bulan	Kumulatif
Jan-08	-	-
Feb-08	-	-
Mar-08	-	-
Apr-08	-	-
May-08	3,720.90	3,720.90
Jun-08	115.06	3,835.96
Jul-08	829.95	4,665.91
Aug-08	1,811.78	6,477.69
Sep-08	511.91	6,989.60
Oct-08	591.33	7,580.93
Nov-08	370.00	7,950.93
Dec-08	1,890.14	9,841.07
Jan-09	815.75	10,656.82
Feb-09	1,994.97	12,651.79
Mar-09	1,865.49	14,517.28
Apr-09	1,792.59	16,309.87
May-09	9,049.26	25,359.13
Jun-09	15,410.66	40,769.79
Jul-09	26,500.42	67,270.21
Aug-09	3,508.42	70,778.63
Sep-09	3,914.35	74,692.98
Oct-09	4,933.36	79,626.34
Nov-09	5,930.75	85,557.09
Dec-09	6,858.13	92,415.22
Jan-10	15,371.24	107,786.46
Feb-10	7,641.38	115,427.84
Mar-10	16,508.25	131,936.09
Apr-10	15,007.75	146,943.84
May-10	19,621.44	166,565.28
Jun-10	11,475.87	178,041.15
Jul-10	25,891.28	203,932.43
Aug-10	7,414.89	211,347.32
Sep-10	5,399.62	216,746.94
Oct-10	19,481.36	236,228.30
Nov-10	5,416.82	241,645.12
Dec-10	3,235.80	244,880.92
Jan-11	4,534.57	249,415.49
Feb-11	5,859.50	255,274.99
Mar-11	2,527.86	257,802.85
Apr-11	1,653.27	259,456.12
May-11	1,159.39	260,615.51
Jun-11	9,455.61	270,071.12
Jul-11	1,107.91	271,179.03
Aug-11	769.16	271,948.19
Sep-11	1,438.42	273,386.61
	273,386.61	

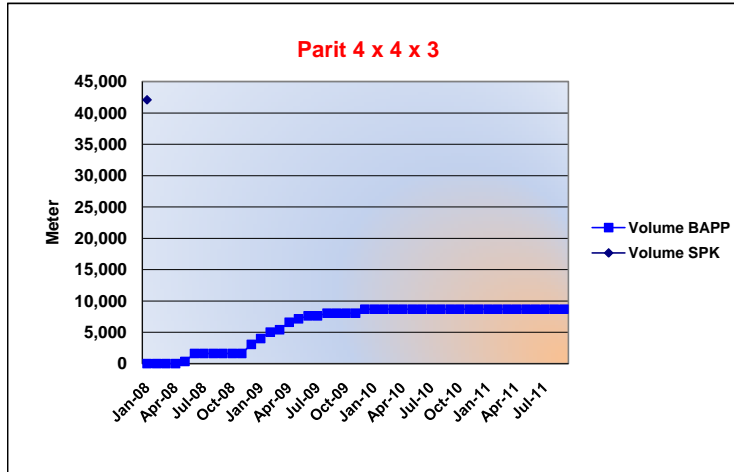




# PT. PARAMITRA INTERNUSA PRATAMA

## PROGRESS REPORT - Kebun Belian

Jenis Pekerjaan	Unit	Vol SPK	Realisasi	%
Parit 4 x 4 x 3	Mtr	42,050.00	8,684.98	20.65%



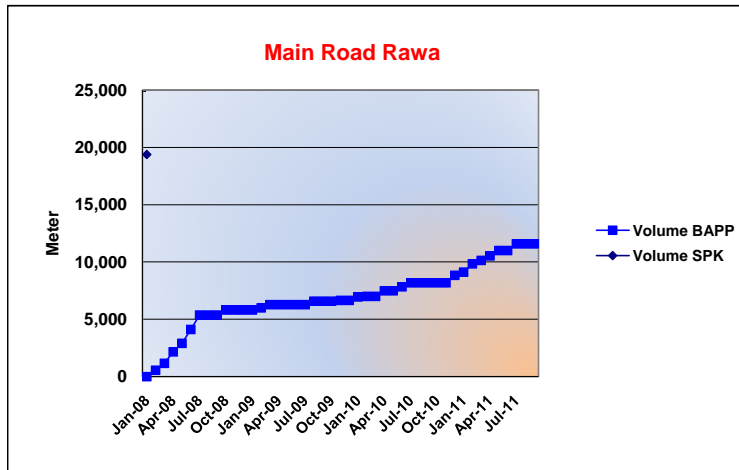
Bulan	Hasil per Bulan	Kumulatif
Jan-08	-	-
Feb-08	-	-
Mar-08	-	-
Apr-08	-	-
May-08	322.56	322.56
Jun-08	1,295.88	1,618.44
Jul-08	-	1,618.44
Aug-08	-	1,618.44
Sep-08	-	1,618.44
Oct-08	-	1,618.44
Nov-08	-	1,618.44
Dec-08	1,431.30	3,049.74
Jan-09	957.78	4,007.52
Feb-09	1,035.98	5,043.50
Mar-09	348.63	5,392.13
Apr-09	1,189.68	6,581.81
May-09	572.30	7,154.11
Jun-09	471.49	7,625.60
Jul-09	-	7,625.60
Aug-09	402.38	8,027.98
Sep-09	-	8,027.98
Oct-09	-	8,027.98
Nov-09	-	8,027.98
Dec-09	657.00	8,684.98
Jan-10	-	8,684.98
Feb-10	-	8,684.98
Mar-10	-	8,684.98
Apr-10	-	8,684.98
May-10	-	8,684.98
Jun-10	-	8,684.98
Jul-10	-	8,684.98
Aug-10	-	8,684.98
Sep-10	-	8,684.98
Oct-10	-	8,684.98
Nov-10	-	8,684.98
Dec-10	-	8,684.98
Jan-11	-	8,684.98
Feb-11	-	8,684.98
Mar-11	-	8,684.98
Apr-11	-	8,684.98
May-11	-	8,684.98
Jun-11	-	8,684.98
Jul-11	-	8,684.98
Aug-11	-	8,684.98
Sep-11	-	8,684.98
	<b>8,684.98</b>	



# PT. PARAMITRA INTERNUSA PRATAMA

## PROGRESS REPORT - Kebun Belian

Jenis Pekerjaan	Unit	Vol SPK	Realisasi	%
Main Road Rawa	Mtr	19,380.00	11,571.24	59.71%



Bulan	Hasil per Bulan	Kumulatif
Jan-08	-	-
Feb-08	546.93	546.93
Mar-08	608.07	1,155.00
Apr-08	1,002.42	2,157.42
May-08	742.35	2,899.77
Jun-08	1,208.89	4,108.66
Jul-08	1,255.65	5,364.31
Aug-08	-	5,364.31
Sep-08	-	5,364.31
Oct-08	436.85	5,801.16
Nov-08	-	5,801.16
Dec-08	-	5,801.16
Jan-09	-	5,801.16
Feb-09	187.35	5,988.51
Mar-09	281.21	6,269.72
Apr-09	-	6,269.72
May-09	-	6,269.72
Jun-09	-	6,269.72
Jul-09	-	6,269.72
Aug-09	296.40	6,566.12
Sep-09	-	6,566.12
Oct-09	-	6,566.12
Nov-09	86.46	6,652.58
Dec-09	-	6,652.58
Jan-10	300.27	6,952.85
Feb-10	49.99	7,002.84
Mar-10	-	7,002.84
Apr-10	473.16	7,476.00
May-10	-	7,476.00
Jun-10	355.27	7,831.27
Jul-10	342.33	8,173.60
Aug-10	-	8,173.60
Sep-10	-	8,173.60
Oct-10	-	8,173.60
Nov-10	-	8,173.60
Dec-10	665.18	8,838.78
Jan-11	277.52	9,116.30
Feb-11	711.94	9,828.24
Mar-11	293.95	10,122.19
Apr-11	405.37	10,527.56
May-11	458.19	10,985.75
Jun-11	-	10,985.75
Jul-11	585.49	11,571.24
Aug-11	-	11,571.24
Sep-11	-	11,571.24
	<b>11,571.24</b>	







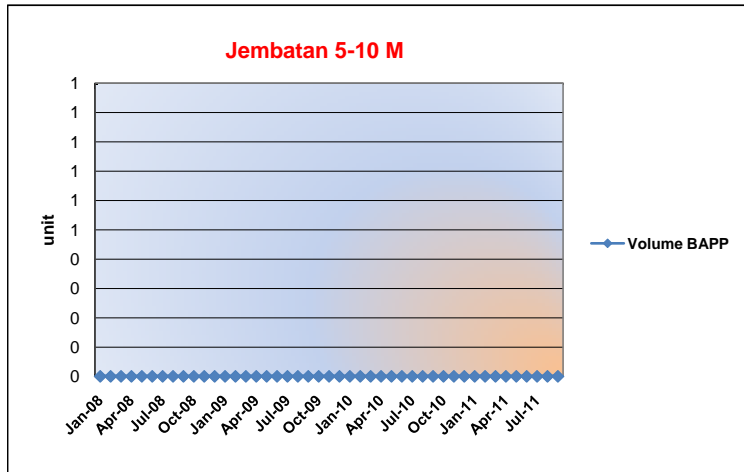




**PT. PARAMITRA INTERNUSA PRATAMA**

**PROGRESS REPORT - Kebun Belian**

Jenis Pekerjaan	Unit	Vol SPK	Realisasi	%
Jembatan 5-10 M	Unit	-	-	0.00%



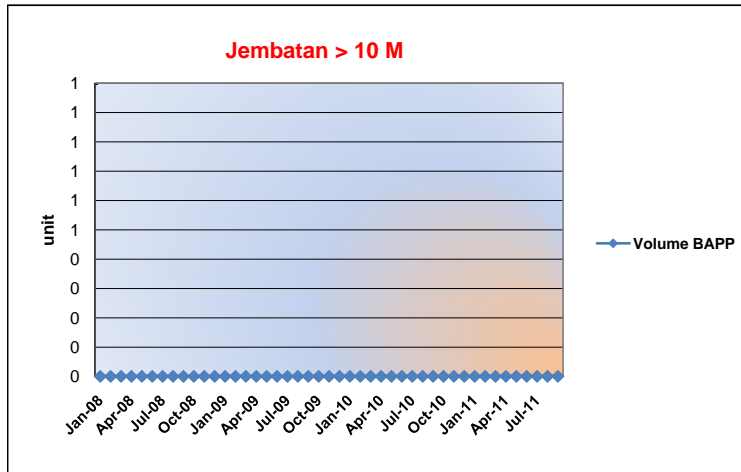
Bulan	Hasil per Bulan	Kumulatif
Jan-08	-	-
Feb-08	-	-
Mar-08	-	-
Apr-08	-	-
May-08	-	-
Jun-08	-	-
Jul-08	-	-
Aug-08	-	-
Sep-08	-	-
Oct-08	-	-
Nov-08	-	-
Dec-08	-	-
Jan-09	-	-
Feb-09	-	-
Mar-09	-	-
Apr-09	-	-
May-09	-	-
Jun-09	-	-
Jul-09	-	-
Aug-09	-	-
Sep-09	-	-
Oct-09	-	-
Nov-09	-	-
Dec-09	-	-
Jan-10	-	-
Feb-10	-	-
Mar-10	-	-
Apr-10	-	-
May-10	-	-
Jun-10	-	-
Jul-10	-	-
Aug-10	-	-
Sep-10	-	-
Oct-10	-	-
Nov-10	-	-
Dec-10	-	-
Jan-11	-	-
Feb-11	-	-
Mar-11	-	-
Apr-11	-	-
May-11	-	-
Jun-11	-	-
Jul-11	-	-
Aug-11	-	-
Sep-11	-	-
	-	-



# PT. PARAMITRA INTERNUSA PRATAMA

## PROGRESS REPORT - Kebun Belian

Jenis Pekerjaan	Unit	Vol SPK	Realisasi	%
Jembatan > 10 M	Unit	-	-	0.00%



Bulan	Hasil per Bulan	Kumulatif
Jan-08	-	-
Feb-08	-	-
Mar-08	-	-
Apr-08	-	-
May-08	-	-
Jun-08	-	-
Jul-08	-	-
Aug-08	-	-
Sep-08	-	-
Oct-08	-	-
Nov-08	-	-
Dec-08	-	-
Jan-09	-	-
Feb-09	-	-
Mar-09	-	-
Apr-09	-	-
May-09	-	-
Jun-09	-	-
Jul-09	-	-
Aug-09	-	-
Sep-09	-	-
Oct-09	-	-
Nov-09	-	-
Dec-09	-	-
Jan-10	-	-
Feb-10	-	-
Mar-10	-	-
Apr-10	-	-
May-10	-	-
Jun-10	-	-
Jul-10	-	-
Aug-10	-	-
Sep-10	-	-
Oct-10	-	-
Nov-10	-	-
Dec-10	-	-
Jan-11	-	-
Feb-11	-	-
Mar-11	-	-
Apr-11	-	-
May-11	-	-
Jun-11	-	-
Jul-11	-	-
Aug-11	-	-
Sep-11	-	-
	-	-

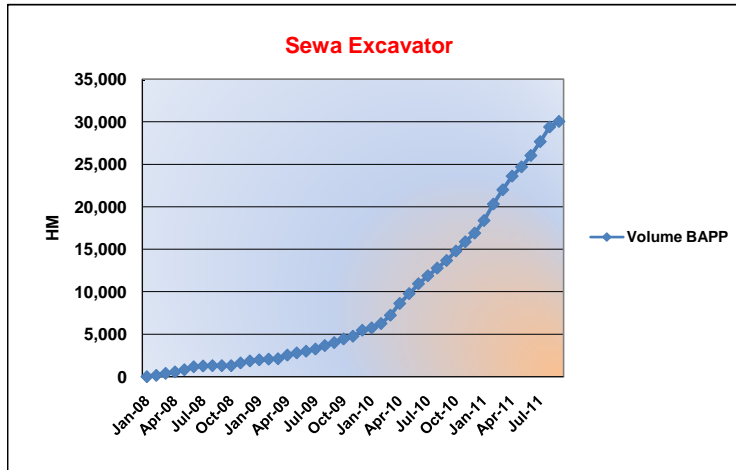




# PT. PARAMITRA INTERNUSA PRATAMA

## PROGRESS REPORT - Kebun Belian

Jenis Pekerjaan	Unit	Vol SPK	Realisasi	%
Sewa Excavator	HM	-	30,027.89	0.00%



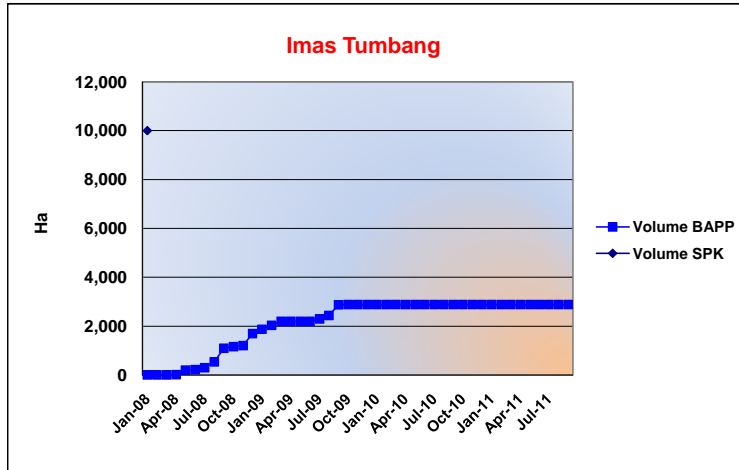
Bulan	Hasil per Bulan	Kumulatif
Jan-08	-	-
Feb-08	153.90	153.90
Mar-08	236.50	390.40
Apr-08	170.50	560.90
May-08	254.40	815.30
Jun-08	352.30	1,167.60
Jul-08	90.80	1,258.40
Aug-08	36.30	1,294.70
Sep-08	-	1,294.70
Oct-08	-	1,294.70
Nov-08	321.50	1,616.20
Dec-08	234.60	1,850.80
Jan-09	131.90	1,982.70
Feb-09	83.00	2,065.70
Mar-09	44.70	2,110.40
Apr-09	427.60	2,538.00
May-09	253.50	2,791.50
Jun-09	205.10	2,996.60
Jul-09	257.70	3,254.30
Aug-09	407.00	3,661.30
Sep-09	346.60	4,007.90
Oct-09	427.00	4,434.90
Nov-09	325.10	4,760.00
Dec-09	703.50	5,463.50
Jan-10	272.40	5,735.90
Feb-10	515.00	6,250.90
Mar-10	981.30	7,232.20
Apr-10	1,382.80	8,615.00
May-10	1,156.40	9,771.40
Jun-10	1,162.60	10,934.00
Jul-10	940.70	11,874.70
Aug-10	895.40	12,770.10
Sep-10	897.30	13,667.40
Oct-10	1,113.50	14,780.90
Nov-10	1,084.90	15,865.80
Dec-10	1,026.00	16,891.80
Jan-11	1,478.00	18,369.80
Feb-11	1,935.20	20,305.00
Mar-11	1,678.40	21,983.40
Apr-11	1,610.09	23,593.49
May-11	1,087.90	24,681.39
Jun-11	1,342.00	26,023.39
Jul-11	1,629.40	27,652.79
Aug-11	1,719.30	29,372.09
Sep-11	655.80	30,027.89
	<b>30,027.89</b>	



# PT. PARAMITRA INTERNUSA PRATAMA

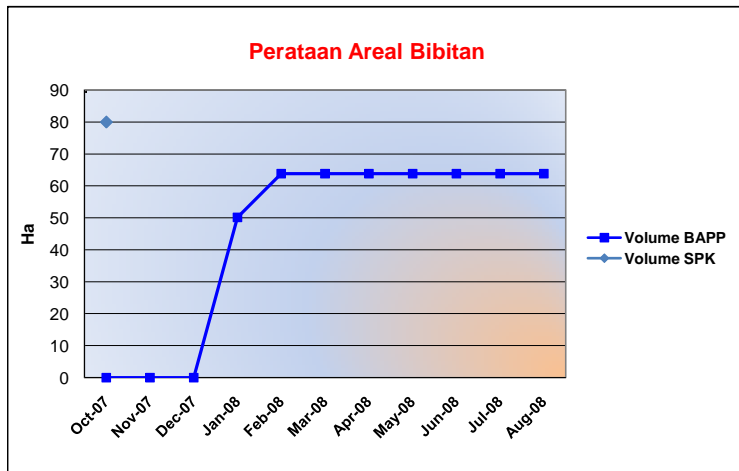
## PROGRESS REPORT - Kebun Belian

Jenis Pekerjaan	Unit	Vol SPK	Realisasi	%
Imas/Tumbang	Ha	10,000.00	2,886.86	28.87%



Bulan	Hasil per Bulan	Kumulatif
Jan-08	-	-
Feb-08	-	-
Mar-08	-	-
Apr-08	11.69	11.69
May-08	185.09	196.78
Jun-08	20.36	217.14
Jul-08	82.97	300.11
Aug-08	230.78	530.89
Sep-08	567.01	1,097.90
Oct-08	58.29	1,156.19
Nov-08	46.11	1,202.30
Dec-08	491.48	1,693.78
Jan-09	181.75	1,875.53
Feb-09	161.96	2,037.49
Mar-09	160.53	2,198.02
Apr-09	-	2,198.02
May-09	-	2,198.02
Jun-09	-	2,198.02
Jul-09	102.83	2,300.85
Aug-09	137.81	2,438.66
Sep-09	437.31	2,875.97
Oct-09	7.80	2,883.77
Nov-09	3.09	2,886.86
Dec-09	-	2,886.86
Jan-10	-	2,886.86
Feb-10	-	2,886.86
Mar-10	-	2,886.86
Apr-10	-	2,886.86
May-10	-	2,886.86
Jun-10	-	2,886.86
Jul-10	-	2,886.86
Aug-10	-	2,886.86
Sep-10	-	2,886.86
Oct-10	-	2,886.86
Nov-10	-	2,886.86
Dec-10	-	2,886.86
Jan-11	-	2,886.86
Feb-11	-	2,886.86
Mar-11	-	2,886.86
Apr-11	-	2,886.86
May-11	-	2,886.86
Jun-11	-	2,886.86
Jul-11	-	2,886.86
Aug-11	-	2,886.86
Sep-11	-	2,886.86
	<b>2,886.86</b>	

Jenis Pekerjaan	Unit	Vol SPK	Realisasi	%
Perataan Tapak Bibitan	Ha	80	63.82	79.78%



Bulan	Hasil per Bulan	Kumulatif
Oct-07	-	-
Nov-07	-	-
Dec-07	-	-
Jan-08	50.13	50.13
Feb-08	13.69	63.82
Mar-08	-	63.82
Apr-08	-	63.82
May-08	-	63.82
Jun-08	-	63.82
Jul-08	-	63.82
Aug-08	-	63.82
	<b>63.82</b>	