



PT. AGROKARYA PRIMALESTARI

PROGRESS REPORT - Kebun Tajur Baras

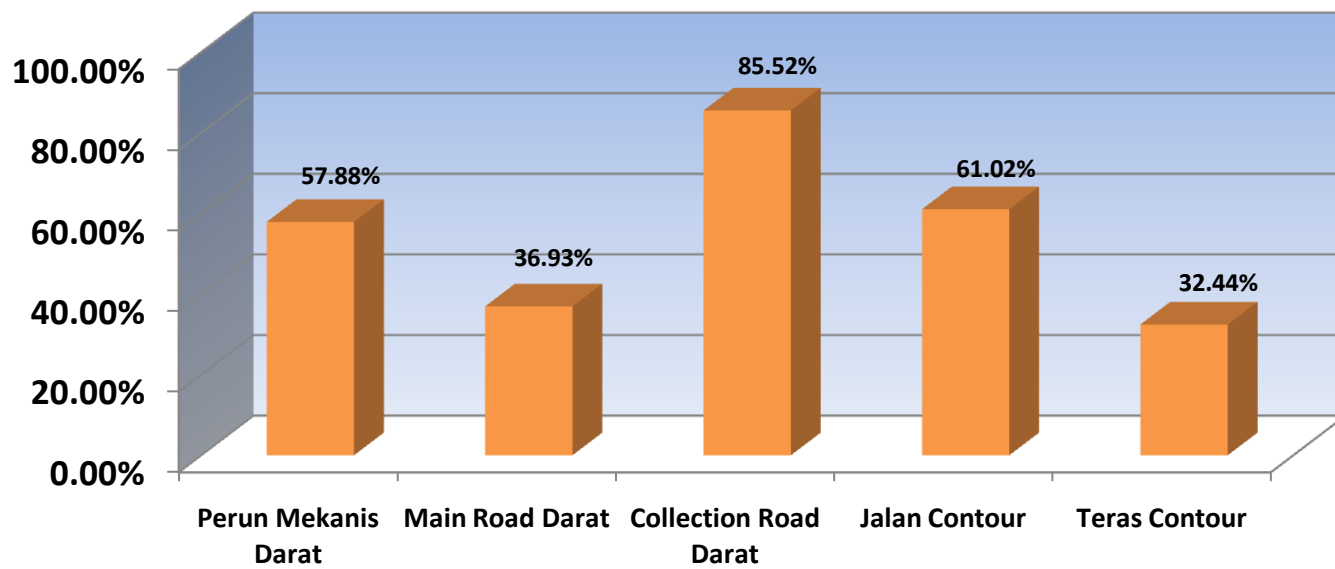
KONTRAK NO :

1. 072/TBSE/AGPL/05/2009-PL

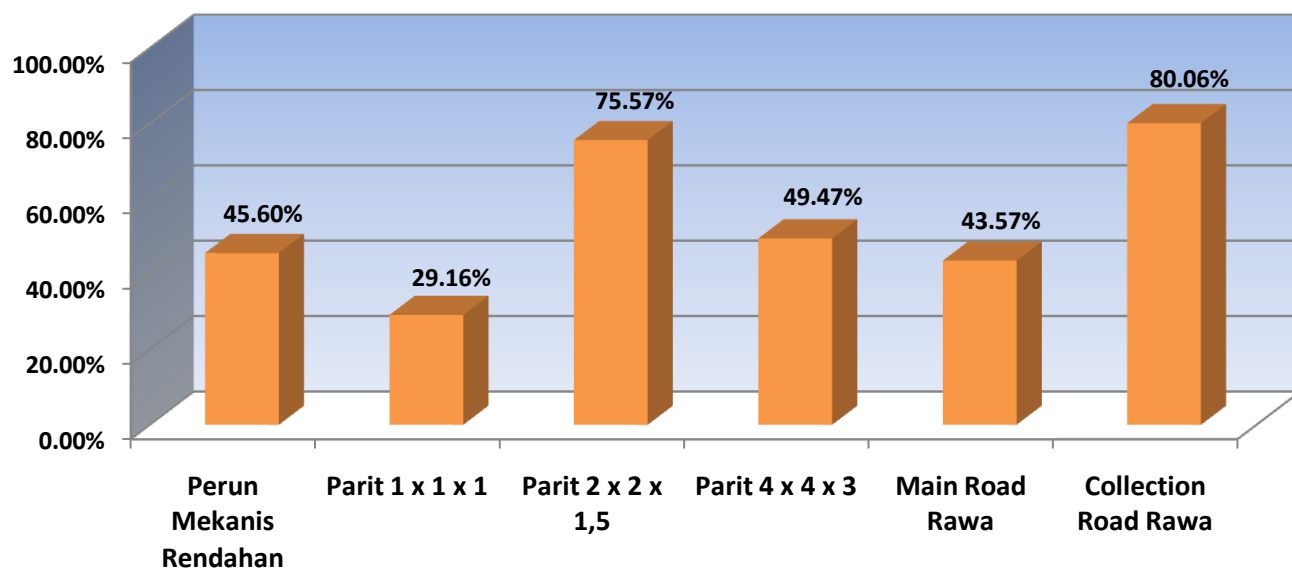
2. 071/TBSE/AGPL/05/2009-SWAB

Jenis Pekerjaan	Unit	Vol SPK 01 Juni 2009 s.d 31 Desember 2010	Realisasi			%
			AKUMULASI S.D BULAN LALU	BAPP Agustus 2010	s.d BAPP Agustus 2010	
Bulldozer						
Perun Mekanis Darat	Ha	1,015.00	548.10	39.42	587.52	57.88%
Main Road Darat	Meter	5,000.00	1,846.63	-	1,846.63	36.93%
Collection Road Darat	Meter	14,000.00	11,647.37	324.94	11,972.31	85.52%
Jalan Contour	Meter	73,000.00	42,357.85	2,190.25	44,548.10	61.02%
Teras Contour	Meter	679,000.00	214,114.30	6,162.22	220,276.52	32.44%
Sewa Bulldozer	HM	-	2,200.70	277.80	2,478.50	
Excavator						
Perun Mekanis Rendahan	Ha	1,015.00	423.29	39.51	462.80	45.60%
Parit 1 x 1 x 1	Meter	360,000.00	93,273.37	11,696.61	104,969.98	29.16%
Parit 2 x 2 x 1,5	Meter	44,000.00	29,787.44	3,461.99	33,249.43	75.57%
Parit 4 x 4 x 3	Meter	15,000.00	5,690.33	1,730.48	7,420.81	49.47%
Main Road Rawa	Meter	5,200.00	2,235.57	29.93	2,265.50	43.57%
Collection Road Rawa	Meter	17,000.00	12,957.25	653.47	13,610.72	80.06%
Gorong-gorong Kayu	Unit	-	206.00	6.00	212.00	
Jembatan Kayu 2 M	Unit	-	85.00	5.00	90.00	
Jembatan Kayu 4 M	Unit	-	10.00	-	10.00	
Jembatan Kayu 5-10 M	Unit	-	-	-	-	
Jembatan Kayu > 10 M	Unit	-	-	-	-	
Sewa Excavator	HM	-	1,354.90	141.50	1,496.40	

Pekerjaan Bulldozer



Pekerjaan Excavator



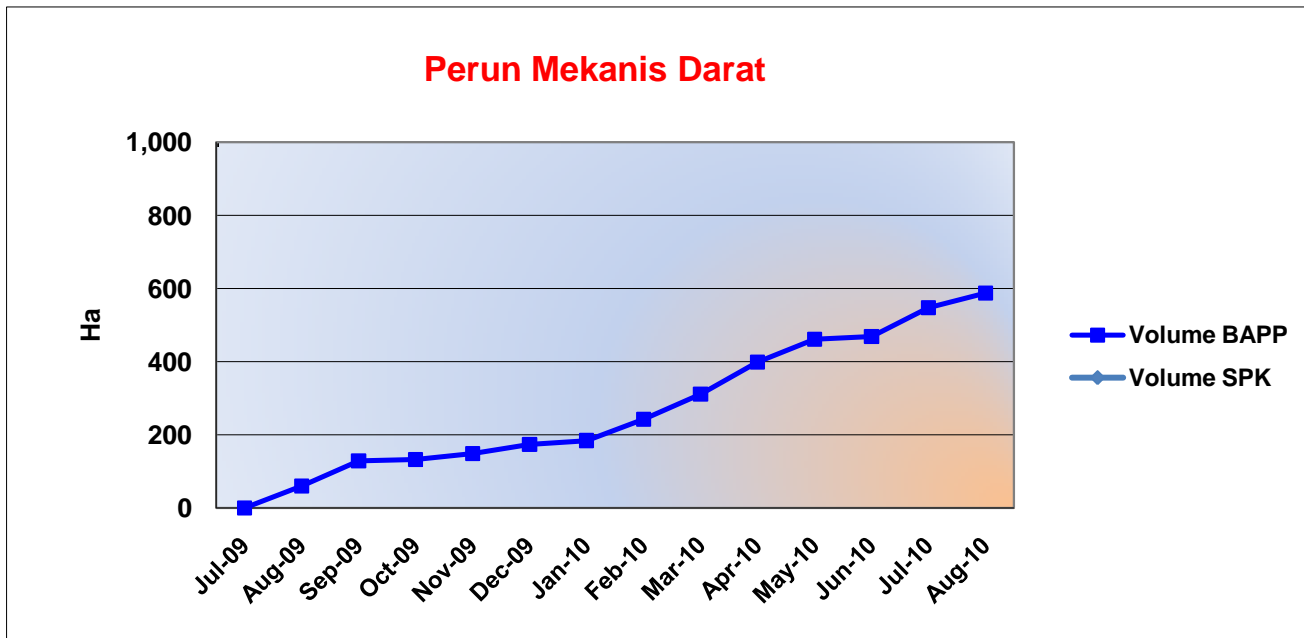


PT. AGROKARYA PRIMALESTARI

PROGRESS REPORT - Kebun Tajur Baras

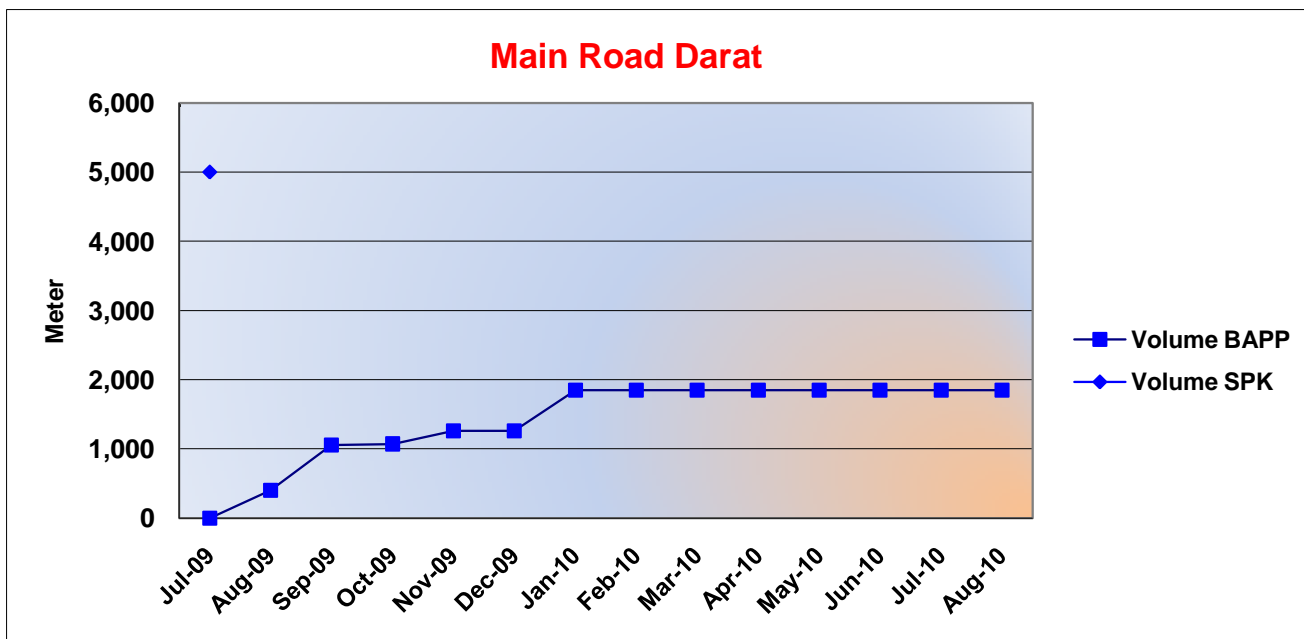
Chart & Detail Per Month

Jenis Pekerjaan	Unit	Vol SPK	Realisasi	%
Perun Mekanis Darat	Ha	1,015.00	587.52	57.88%



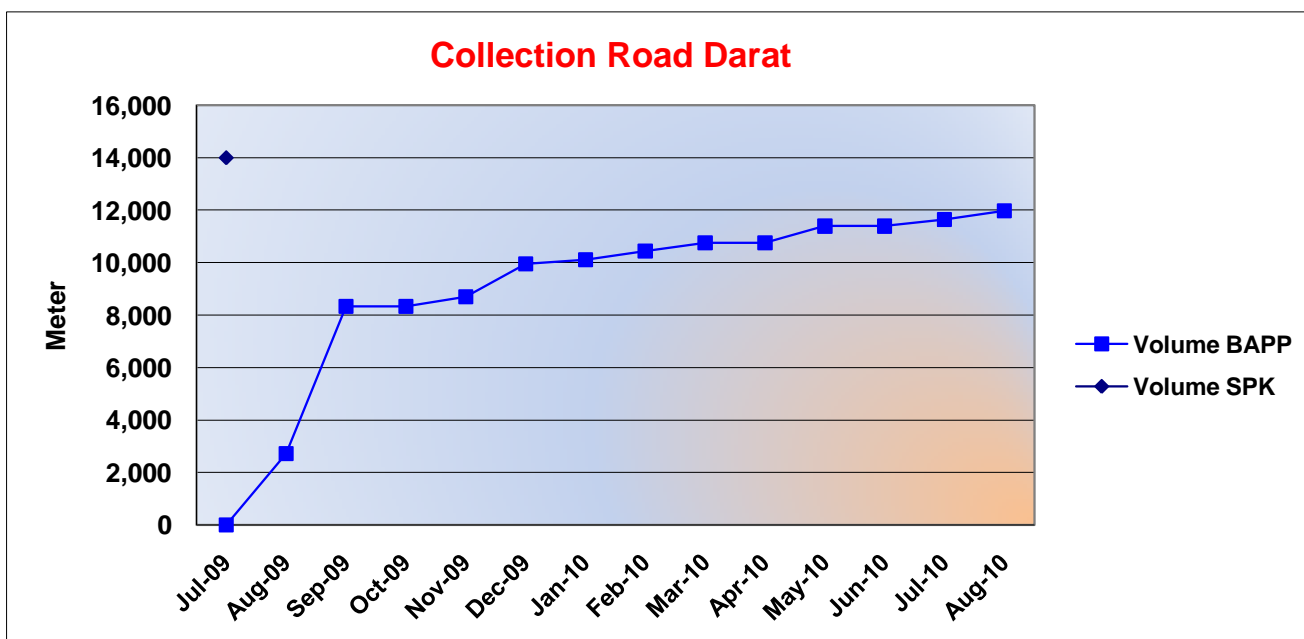
Bulan	Hasil per Bulan	Kumulatif
Jul-09	-	-
Aug-09	59.97	59.97
Sep-09	68.70	128.67
Oct-09	3.70	132.37
Nov-09	16.60	148.97
Dec-09	24.96	173.93
Jan-10	10.55	184.48
Feb-10	58.73	243.21
Mar-10	68.78	311.99
Apr-10	86.65	398.64
May-10	62.63	461.27
Jun-10	8.06	469.33
Jul-10	78.77	548.10
Aug-10	39.42	587.52
Total	587.52	587.52

Jenis Pekerjaan	Unit	Vol SPK	Realisasi	%
Main Road Darat	Meter	5,000.00	1,846.63	36.93%



Bulan	Hasil per Bulan	Kumulatif
Jul-09	-	-
Aug-09	403.11	403.11
Sep-09	654.25	1,057.36
Oct-09	14.60	1,071.96
Nov-09	190.45	1,262.41
Dec-09	-	1,262.41
Jan-10	584.22	1,846.63
Feb-10	-	1,846.63
Mar-10	-	1,846.63
Apr-10	-	1,846.63
May-10	-	1,846.63
Jun-10	-	1,846.63
Jul-10	-	1,846.63
Aug-10	-	1,846.63
Total	1,846.63	1,846.63

Jenis Pekerjaan	Unit	Vol SPK	Realisasi	%
Collection Road Darat	Meter	14,000.00	11,972.31	85.52%



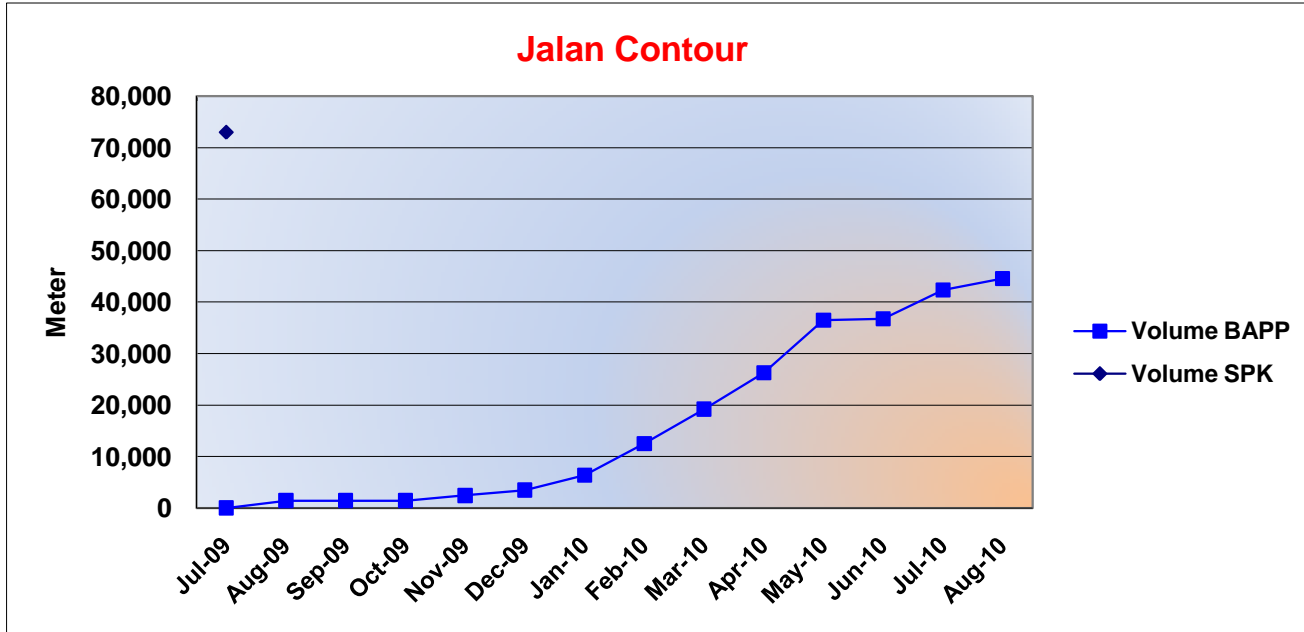
Bulan	Hasil per Bulan	Kumulatif
Jul-09	-	-
Aug-09	2,718.70	2,718.70
Sep-09	5,618.99	8,337.69
Oct-09	-	8,337.69
Nov-09	360.20	8,697.89
Dec-09	1,250.53	9,948.42
Jan-10	162.96	10,111.38
Feb-10	332.38	10,443.76
Mar-10	306.62	10,750.38
Apr-10	-	10,750.38
May-10	640.53	11,390.91
Jun-10	-	11,390.91
Jul-10	256.46	11,647.37
Aug-10	324.94	11,972.31
Total	11,972.31	11,972.31



PT. AGROKARYA PRIMALESTARI

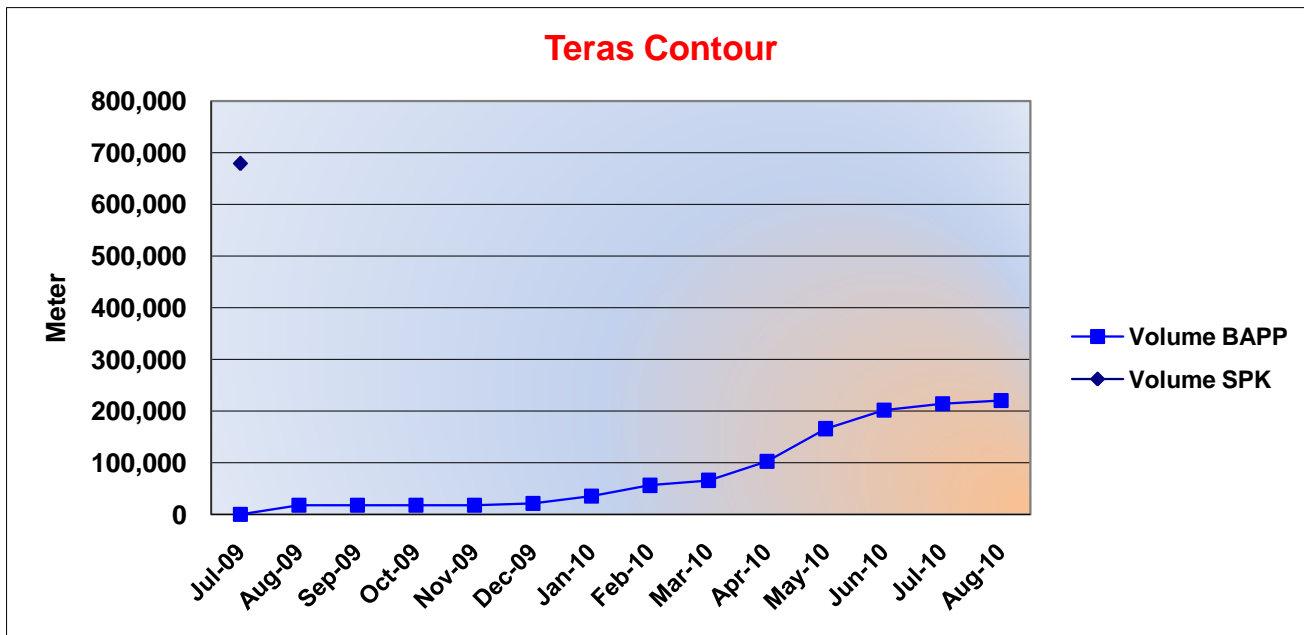
PROGRESS REPORT - Kebun Tajur Baras

Jenis Pekerjaan	Unit	Vol SPK	Realisasi	%
Jalan Contour	Meter	73,000.00	44,548.10	61.02%



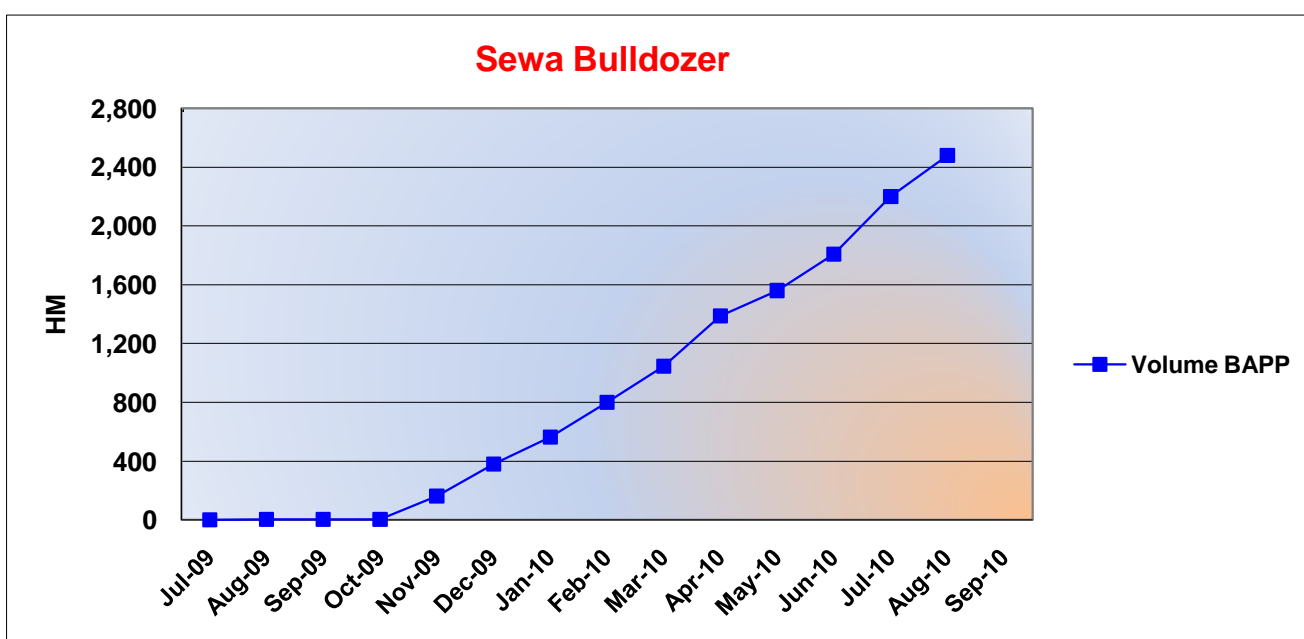
Bulan	Hasil per Bulan	Kumulatif
Jul-09	-	-
Aug-09	1,422.70	1,422.70
Sep-09	-	1,422.70
Oct-09	-	1,422.70
Nov-09	985.03	2,407.73
Dec-09	1,063.67	3,471.40
Jan-10	2,904.06	6,375.46
Feb-10	6,151.22	12,526.68
Mar-10	6,671.12	19,197.80
Apr-10	7,091.88	26,289.68
May-10	10,192.38	36,482.06
Jun-10	269.46	36,751.52
Jul-10	5,606.33	42,357.85
Aug-10	2,190.25	44,548.10
	44,548.10	

Jenis Pekerjaan	Unit	Vol SPK	Realisasi	%
Teras Contour	Meter	679,000.00	220,276.52	32.44%



Bulan	Hasil per Bulan	Kumulatif
Jul-09	-	-
Aug-09	17,604.58	17,604.58
Sep-09	341.57	17,946.15
Oct-09	-	17,946.15
Nov-09	-	17,946.15
Dec-09	3,206.06	21,152.21
Jan-10	14,487.91	35,640.12
Feb-10	20,532.37	56,172.49
Mar-10	9,656.64	65,829.13
Apr-10	36,779.23	102,608.36
May-10	63,139.04	165,747.40
Jun-10	36,219.06	201,966.46
Jul-10	12,147.84	214,114.30
Aug-10	6,162.22	220,276.52
	220,276.52	

Jenis Pekerjaan	Unit	Vol SPK	Realisasi	%
Sewa Bulldozer	HM	-	2,478.50	0.00%



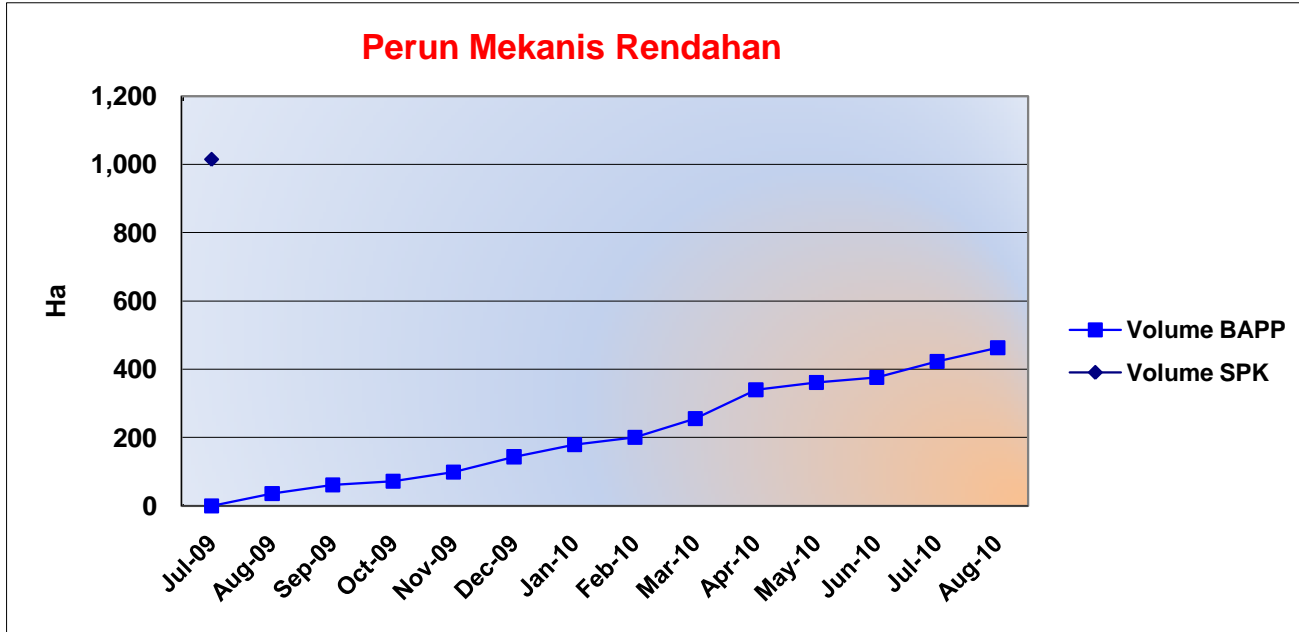
Bulan	Hasil per Bulan	Kumulatif
Jul-09	-	-
Aug-09	5.00	5.00
Sep-09	-	5.00
Oct-09	-	5.00
Nov-09	157.00	162.00
Dec-09	217.200	379.20
Jan-10	185.700	564.90
Feb-10	235.800	800.70
Mar-10	245.500	1,046.20
Apr-10	342.500	1,388.70
May-10	171.700	1,560.40
Jun-10	248.300	1,808.70
Jul-10	392.000	2,200.70
Aug-10	277.800	2,478.50
	2,478.50	



PT. AGROKARYA PRIMALESTARI

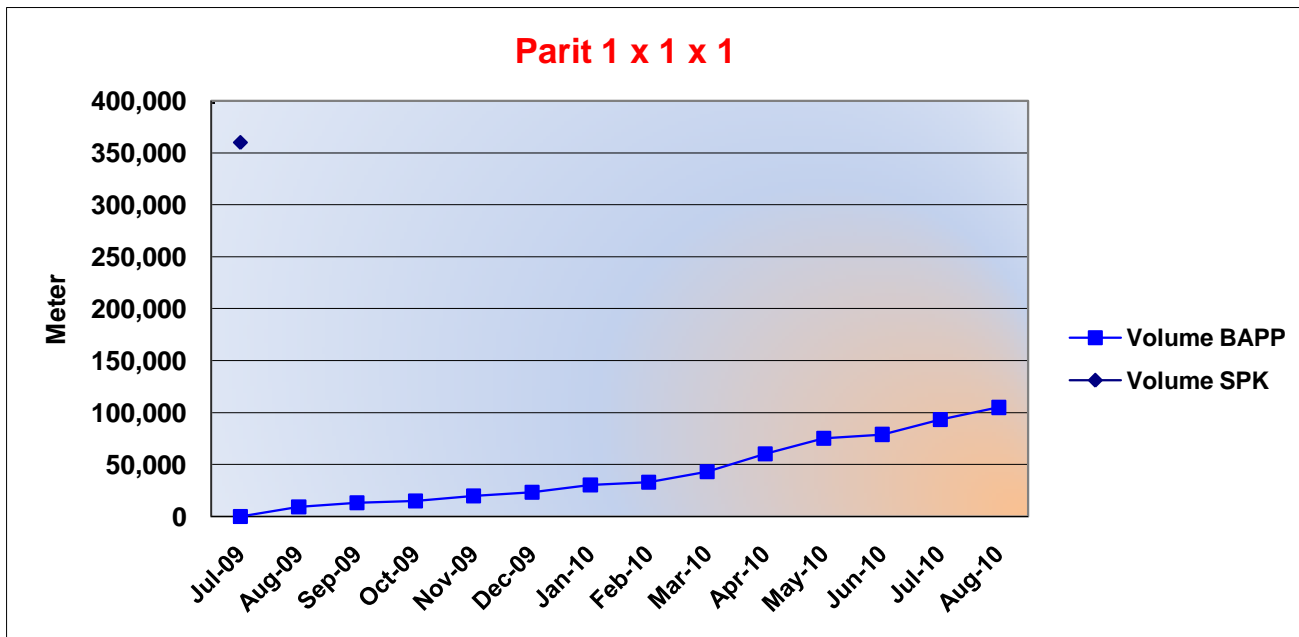
PROGRESS REPORT - Kebun Tajur Baras

Jenis Pekerjaan	Unit	Vol SPK	Realisasi	%
Perun Mekanis Rendahan	Ha	1,015.00	462.80	45.60%



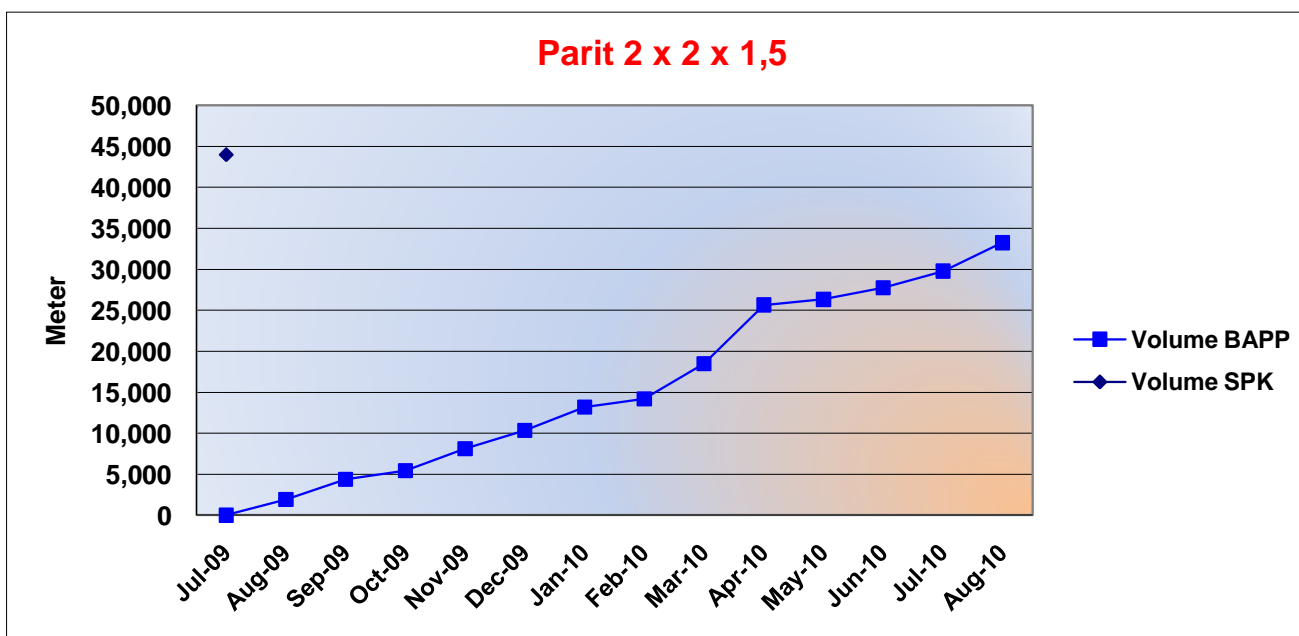
Bulan	Hasil per Bulan	Kumulatif
Jul-09	-	-
Aug-09	35.33	35.33
Sep-09	26.14	61.47
Oct-09	10.29	71.76
Nov-09	26.88	98.64
Dec-09	44.880	143.52
Jan-10	35.76	179.28
Feb-10	21.15	200.43
Mar-10	55.45	255.88
Apr-10	83.79	339.67
May-10	21.23	360.90
Jun-10	15.00	375.90
Jul-10	47.39	423.29
Aug-10	39.51	462.80
	462.80	

Jenis Pekerjaan	Unit	Vol SPK	Realisasi	%
Parit 1 x 1 x 1	Meter	360,000.00	104,969.98	29.16%



Bulan	Hasil per Bulan	Kumulatif
Jul-09	-	-
Aug-09	9,141.91	9,141.91
Sep-09	4,182.71	13,324.62
Oct-09	1,743.54	15,068.16
Nov-09	4,923.05	19,991.21
Dec-09	3,239.160	23,230.37
Jan-10	7,265.580	30,495.95
Feb-10	2,474.870	32,970.82
Mar-10	10,170.920	43,141.74
Apr-10	17,159.460	60,301.20
May-10	14,800.860	75,102.06
Jun-10	3,904.520	79,006.58
Jul-10	14,266.790	93,273.37
Aug-10	11,696.610	104,969.98
	104,969.98	

Jenis Pekerjaan	Unit	Vol SPK	Realisasi	%
Parit 2 x 2 x 1,5	Meter	44,000.00	33,249.43	75.57%



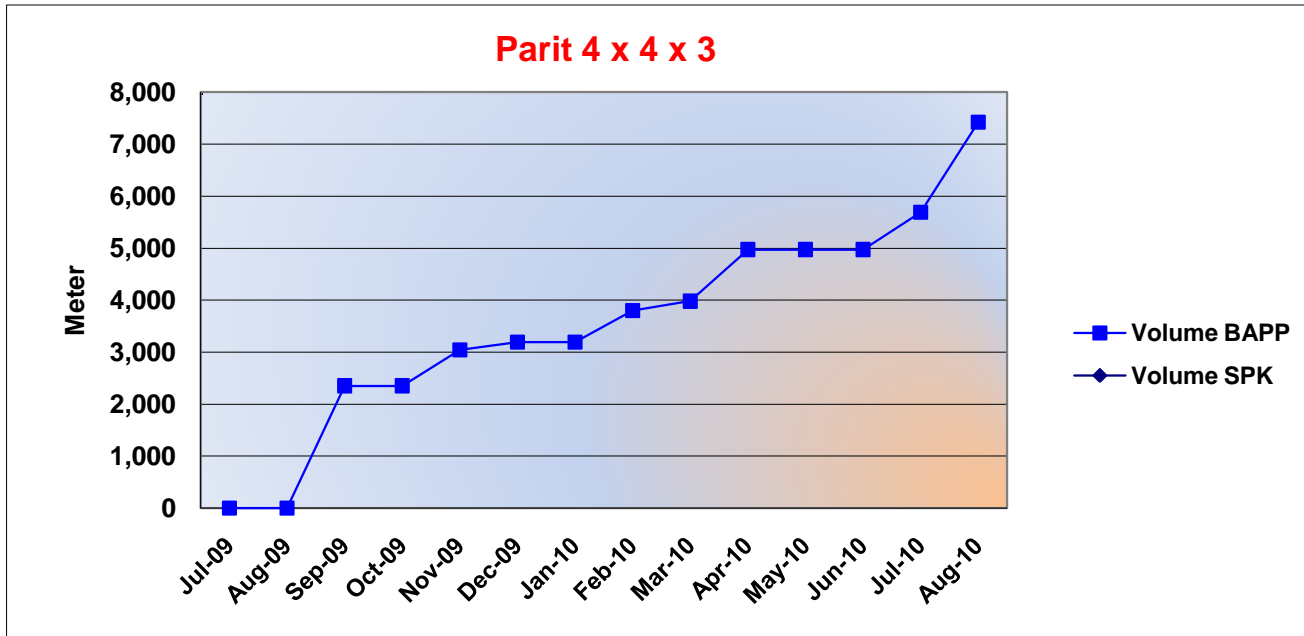
Bulan	Hasil per Bulan	Kumulatif
Jul-09	-	-
Aug-09	1,929.79	1,929.79
Sep-09	2,431.55	4,361.34
Oct-09	1,091.03	5,452.37
Nov-09	2,649.59	8,101.96
Dec-09	2,246.570	10,348.53
Jan-10	2,853.770	13,202.30
Feb-10	990.100	14,192.40
Mar-10	4,306.820	18,499.22
Apr-10	7,156.160	25,655.38
May-10	673.840	26,329.22
Jun-10	1,421.160	27,750.38
Jul-10	2,037.060	29,787.44
Aug-10	3,461.990	33,249.43
	33,249.43	



PT. AGROKARYA PRIMALESTARI

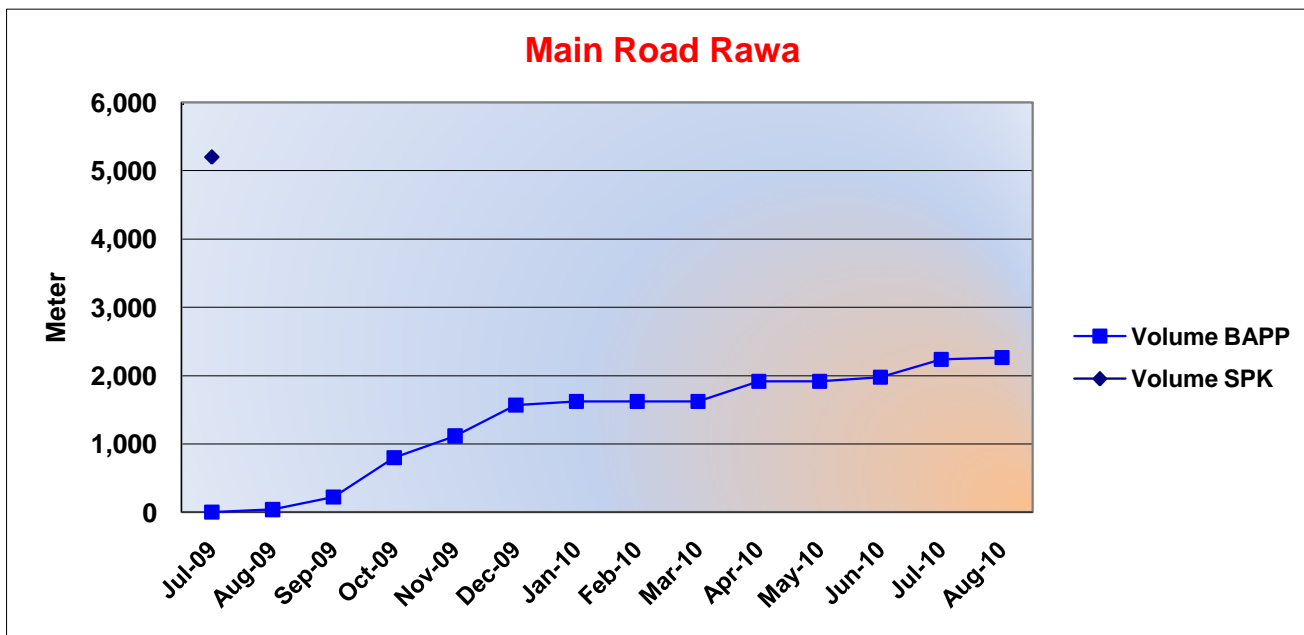
PROGRESS REPORT - Kebun Tajur Baras

Jenis Pekerjaan	Unit	Vol SPK	Realisasi	%
Parit 4 x 4 x 3	Meter	15,000.00	7,420.81	49.47%



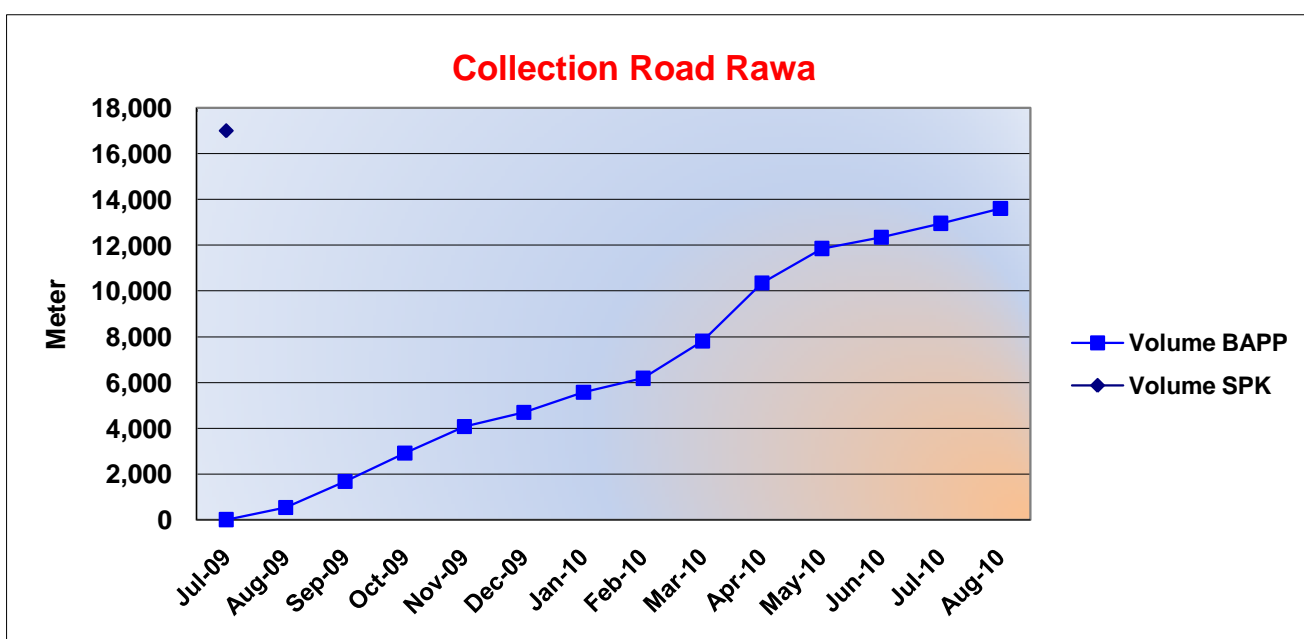
Bulan	Hasil per Bulan	Kumulatif
Jul-09	-	-
Aug-09	-	-
Sep-09	2,353.14	2,353.14
Oct-09	-	2,353.14
Nov-09	689.55	3,042.69
Dec-09	150.26	3,192.95
Jan-10	-	3,192.95
Feb-10	604.61	3,797.56
Mar-10	183.67	3,981.23
Apr-10	993.04	4,974.27
May-10	-	4,974.27
Jun-10	-	4,974.27
Jul-10	716.06	5,690.33
Aug-10	1,730.48	7,420.81
	7,420.81	

Jenis Pekerjaan	Unit	Vol SPK	Realisasi	%
Main Road Rawa	Meter	5,200.00	2,265.50	43.57%



Bulan	Hasil per Bulan	Kumulatif
Jul-09	-	-
Aug-09	38.69	38.69
Sep-09	183.95	222.64
Oct-09	577.84	800.48
Nov-09	315.81	1,116.29
Dec-09	450.360	1,566.65
Jan-10	54.520	1,621.17
Feb-10	-	1,621.17
Mar-10	-	1,621.17
Apr-10	295.010	1,916.18
May-10	-	1,916.18
Jun-10	61.120	1,977.30
Jul-10	258.270	2,235.57
Aug-10	29.930	2,265.50
	2,265.50	

Jenis Pekerjaan	Unit	Vol SPK	Realisasi	%
Collection Road Rawa	Meter	17,000.00	13,610.72	80.06%

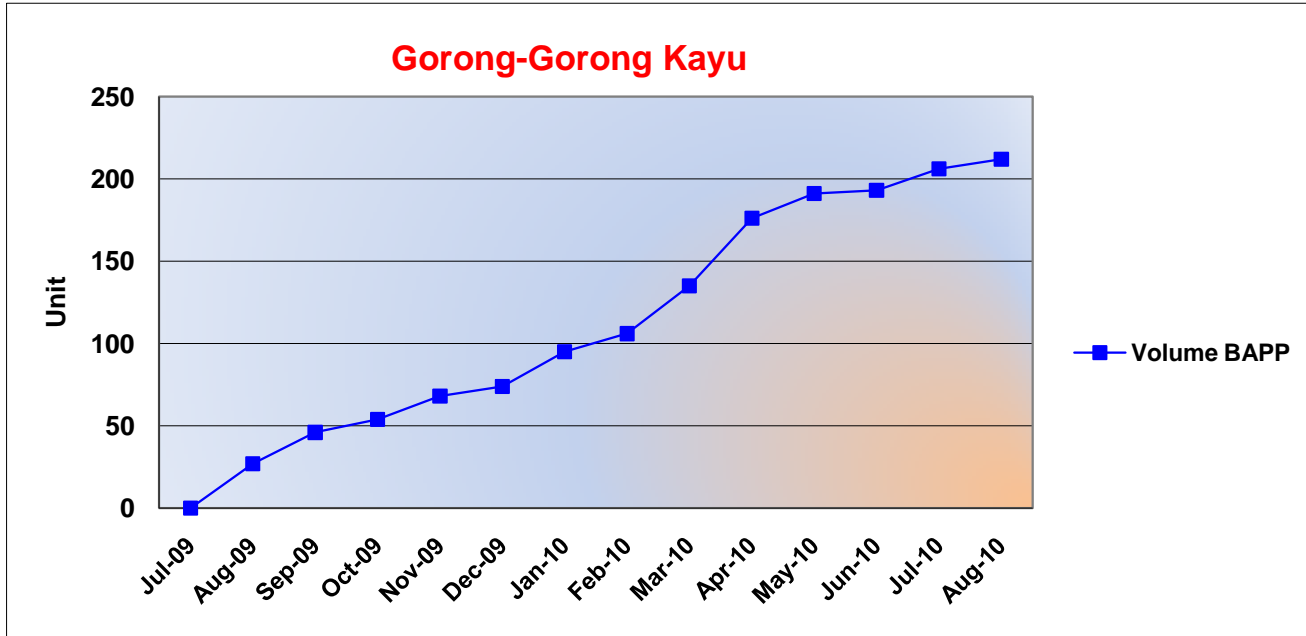


Bulan	Hasil per Bulan	Kumulatif
Jul-09	-	-
Aug-09	525.32	525.32
Sep-09	1,142.02	1,667.34
Oct-09	1,244.61	2,911.95
Nov-09	1,156.81	4,068.76
Dec-09	615.65	4,684.41
Jan-10	880.29	5,564.70
Feb-10	617.09	6,181.79
Mar-10	1,629.39	7,811.18
Apr-10	2,535.29	10,346.47
May-10	1,512.50	11,858.97
Jun-10	490.77	12,349.74
Jul-10	607.51	12,957.25
Aug-10	653.47	13,610.72
	13,610.72	



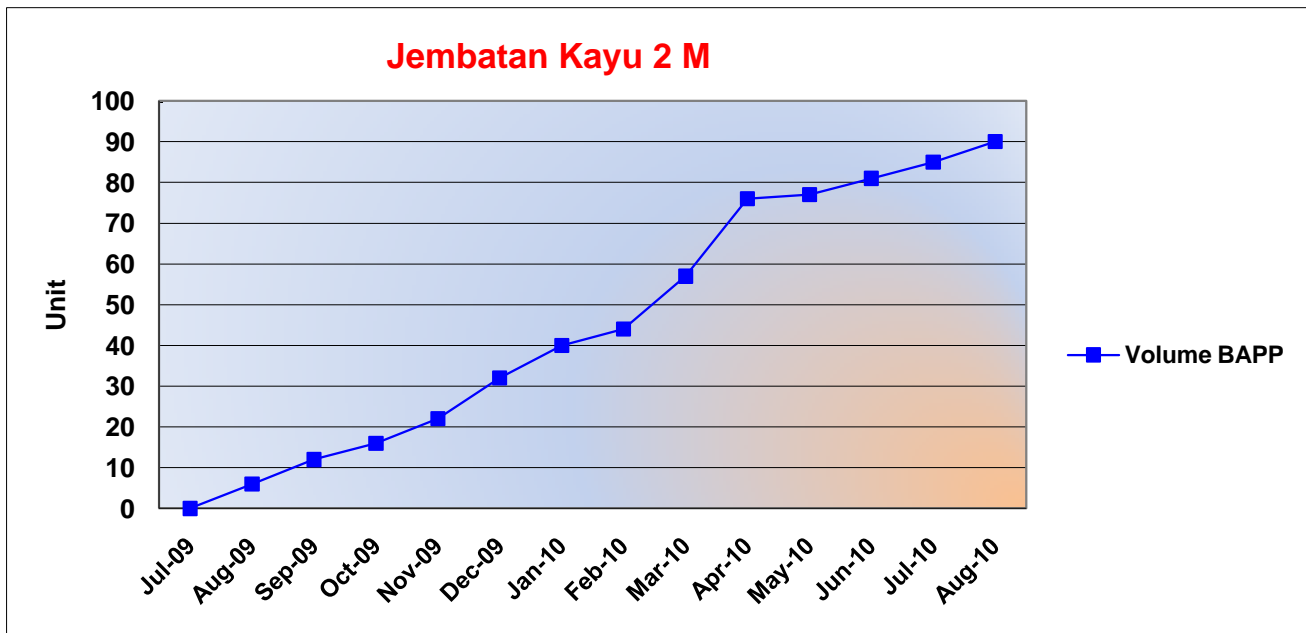
PROGRESS REPORT - Kebun Tajur Baras

Jenis Pekerjaan	Unit	Vol SPK	Realisasi	%
Gorong-gorong Kayu	Unit	-	212.00	0.00%



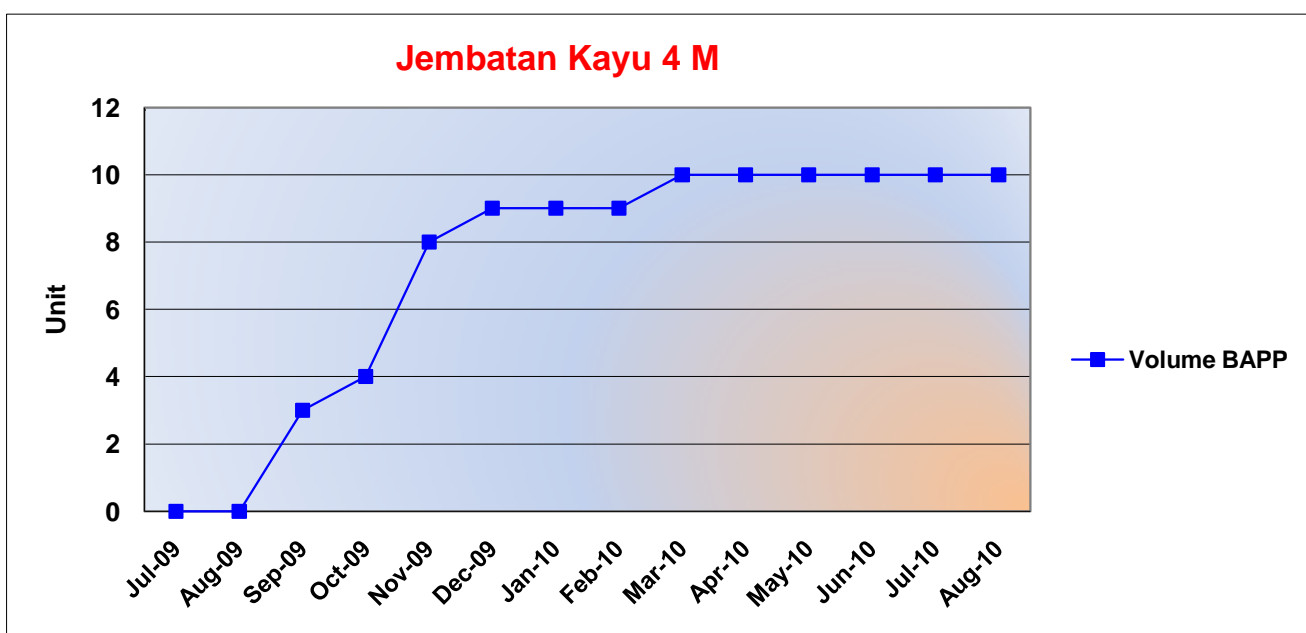
Bulan	Hasil per Bulan	Kumulatif
Jul-09	-	-
Aug-09	27.00	27.00
Sep-09	19.00	46.00
Oct-09	8.00	54.00
Nov-09	14.00	68.00
Dec-09	6.00	74.00
Jan-10	21.00	95.00
Feb-10	11.00	106.00
Mar-10	29.00	135.00
Apr-10	41.00	176.00
May-10	15.00	191.00
Jun-10	2.00	193.00
Jul-10	13.00	206.00
Aug-10	6.00	212.00
Total	212.00	

Jenis Pekerjaan	Unit	Vol SPK	Realisasi	%
Jembatan Kayu 2 M	Unit	-	90.00	0.00%



Bulan	Hasil per Bulan	Kumulatif
Jul-09	-	-
Aug-09	6.00	6.00
Sep-09	6.00	12.00
Oct-09	4.00	16.00
Nov-09	6.00	22.00
Dec-09	10.00	32.00
Jan-10	8.00	40.00
Feb-10	4.00	44.00
Mar-10	13.00	57.00
Apr-10	19.00	76.00
May-10	1.00	77.00
Jun-10	4.00	81.00
Jul-10	4.00	85.00
Aug-10	5.00	90.00
Total	90.00	

Jenis Pekerjaan	Unit	Vol SPK	Realisasi	%
Jembatan Kayu 4 M	Unit	-	10.00	0.00%

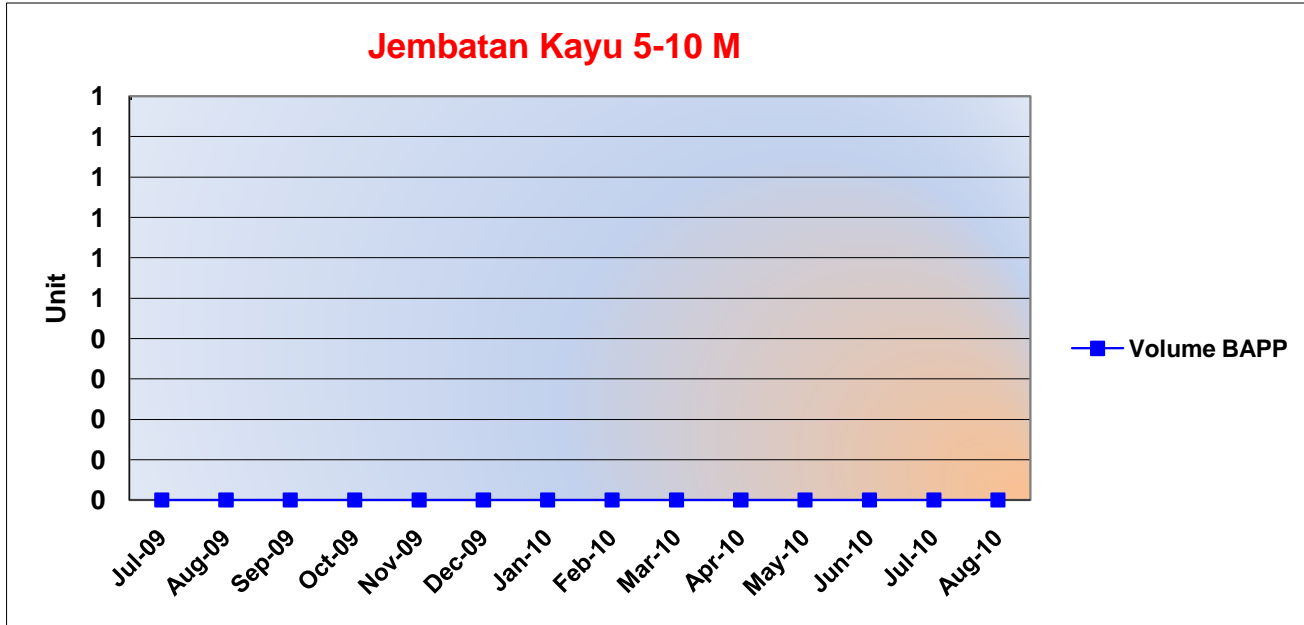


Bulan	Hasil per Bulan	Kumulatif
Jul-09	-	-
Aug-09	-	-
Sep-09	3.00	3.00
Oct-09	1.00	4.00
Nov-09	4.00	8.00
Dec-09	1.00	9.00
Jan-10	-	9.00
Feb-10	-	9.00
Mar-10	1.00	10.00
Apr-10	-	10.00
May-10	-	10.00
Jun-10	-	10.00
Jul-10	-	10.00
Aug-10	-	10.00
Total	10.00	



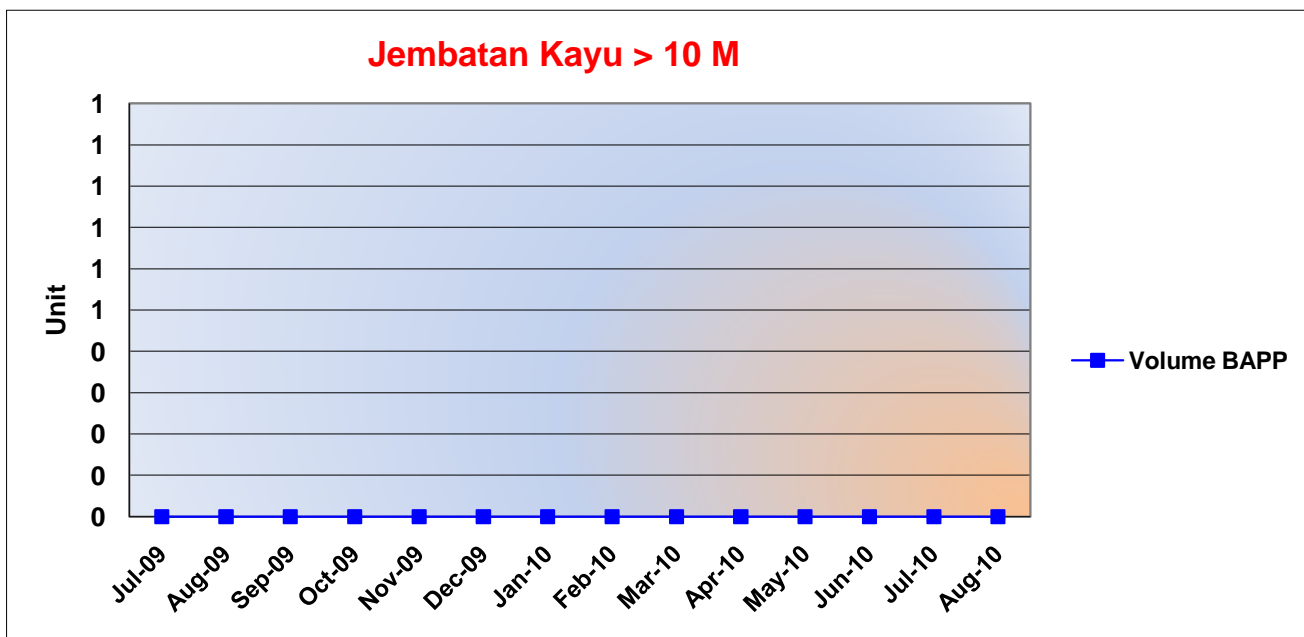
PROGRESS REPORT - Kebun Tajur Baras

Jenis Pekerjaan	Unit	Vol SPK	Realisasi	%
Jembatan Kayu 5-10 M	Unit	-	-	0.00%



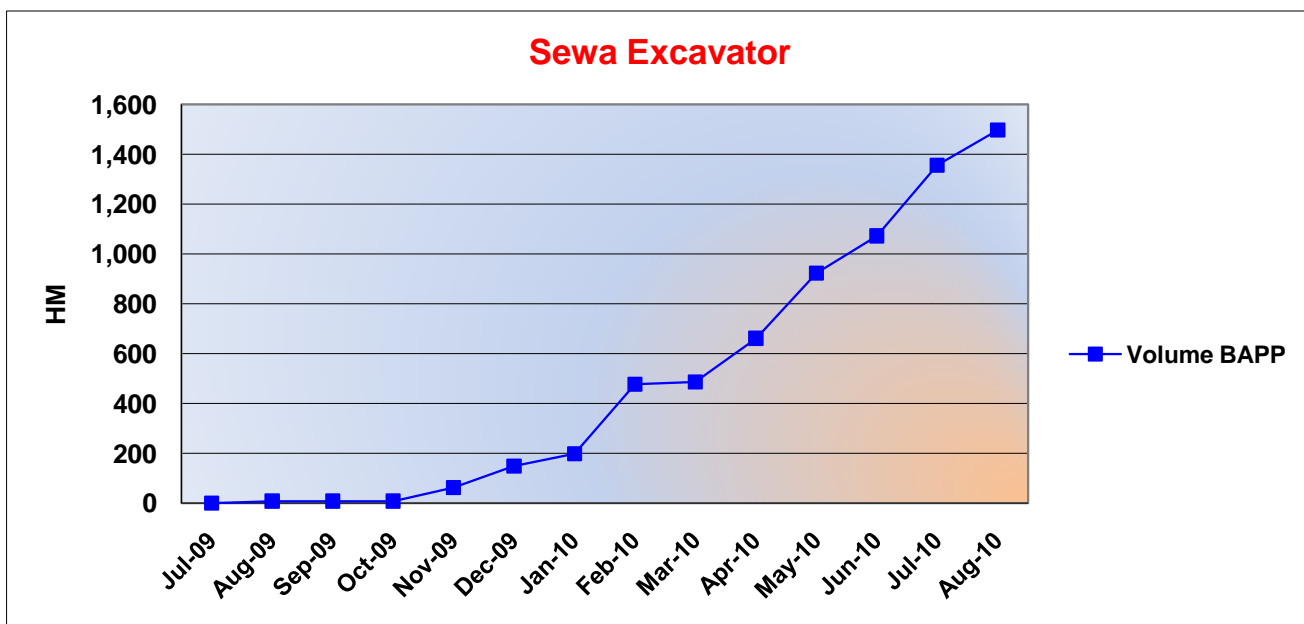
Bulan	Hasil per Bulan	Kumulatif
Jul-09	-	-
Aug-09	-	-
Sep-09	-	-
Oct-09	-	-
Nov-09	-	-
Dec-09	-	-
Jan-10	-	-
Feb-10	-	-
Mar-10	-	-
Apr-10	-	-
May-10	-	-
Jun-10	-	-
Jul-10	-	-
Aug-10	-	-
	-	-

Jenis Pekerjaan	Unit	Vol SPK	Realisasi	%
Jembatan Kayu > 10 M	Unit	-	-	0.00%



Bulan	Hasil per Bulan	Kumulatif
Jul-09	-	-
Aug-09	-	-
Sep-09	-	-
Oct-09	-	-
Nov-09	-	-
Dec-09	-	-
Jan-10	-	-
Feb-10	-	-
Mar-10	-	-
Apr-10	-	-
May-10	-	-
Jun-10	-	-
Jul-10	-	-
Aug-10	-	-
	-	-

Jenis Pekerjaan	Unit	Vol SPK	Realisasi	%
Sewa Excavator	HM	-	1,496.40	0.00%



Bulan	Hasil per Bulan	Kumulatif
Jul-09	-	-
Aug-09	8.00	8.00
Sep-09	-	8.00
Oct-09	-	8.00
Nov-09	54.70	62.70
Dec-09	85.600	148.30
Jan-10	49.700	198.00
Feb-10	279.600	477.60
Mar-10	8.500	486.10
Apr-10	175.000	661.10
May-10	261.500	922.60
Jun-10	149.500	1,072.10
Jul-10	282.800	1,354.90
Aug-10	141.500	1,496.40
	1,496.40	