

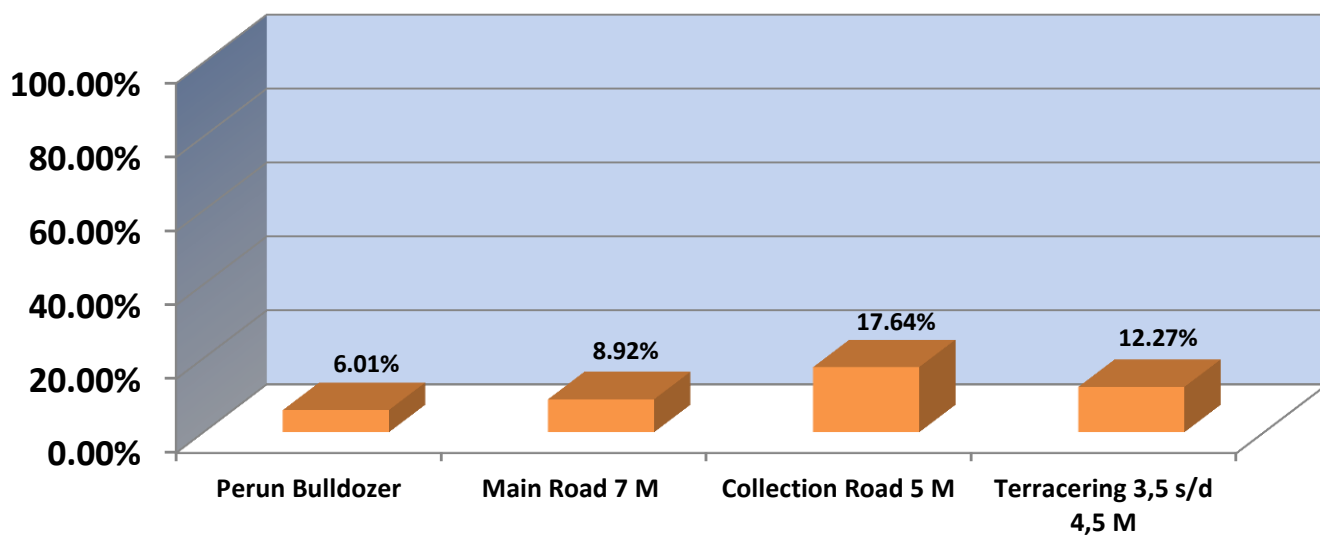


**CLAIM SUMMARY - Desa Susuk Dalam Estate**

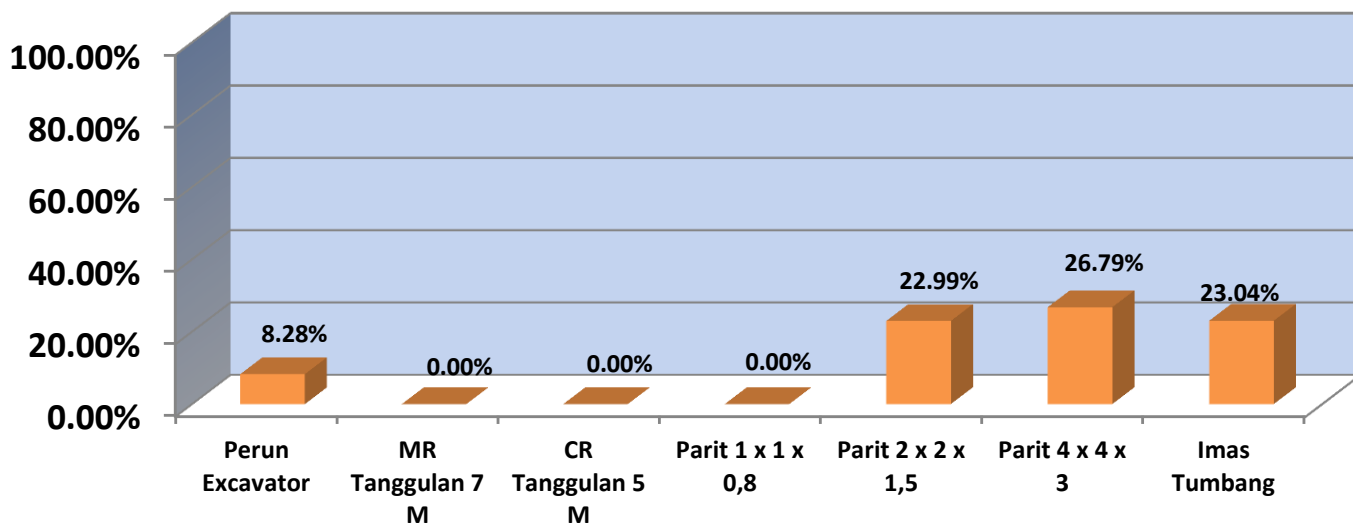
Contract No. :  
1. KBSA/CR/001/IV/10

| Type of Work              | Unit           | SPK Vol    | May - July 2010 Claim | August Claim | Total Claimed (May - August 2010) | %      |
|---------------------------|----------------|------------|-----------------------|--------------|-----------------------------------|--------|
| <b>Bulldozer</b>          |                |            |                       |              |                                   |        |
| Perun Bulldozer           | Ha             | 3,465.00   | 173.49                | 34.92        | 208.41                            | 6.01%  |
| Main Road 9 M             | Meter          | -          | -                     | -            | -                                 | -      |
| Main Road 7 M             | Meter          | 34,650.00  | 983.00                | 2,107.00     | 3,090.00                          | 8.92%  |
| Collection Road 6 M       | Meter          | -          | -                     | -            | -                                 | -      |
| Collection Road 5 M       | Meter          | 115,500.00 | 12,954.00             | 7,418.00     | 20,372.00                         | 17.64% |
| Terracering 3,5 s/d 4,5 M | Meter          | 340,000.00 | 16,482.00             | 25,240.00    | 41,722.00                         | 12.27% |
| Jalan Teras Kountur 5 M   | Meter          | -          | -                     | -            | -                                 | -      |
| Sewa Buldozer             | HM             | -          | -                     | -            | -                                 | -      |
| <b>Excavator</b>          |                |            |                       |              |                                   |        |
| Perun Excavator           | Ha             | 1,155.00   | 64.90                 | 30.79        | 95.69                             | 8.28%  |
| MR Tanggulan 9 M          | Meter          | -          | -                     | -            | -                                 | -      |
| MR Tanggulan 7 M          | Meter          | 11,550.00  | -                     | -            | -                                 | 0.00%  |
| CR Tanggulan 6 M          | Meter          | -          | -                     | -            | -                                 | -      |
| CR Tanggulan 5 M          | Meter          | 38,500.00  | -                     | -            | -                                 | 0.00%  |
| Parit 1 x 1 x 0,8         | Meter          | 23,100.00  | -                     | -            | -                                 | 0.00%  |
| Parit 2 x 2 x 1,5         | Meter          | 11,550.00  | 1,926.00              | 729.00       | 2,655.00                          | 22.99% |
| Parit 4 x 4 x 3           | Meter          | 5,775.00   | 1,547.00              | -            | 1,547.00                          | 26.79% |
| Gorong-gorong             | M <sup>2</sup> | -          | -                     | 90.00        | 90.00                             | -      |
| Jembatan                  | M <sup>2</sup> | -          | -                     | 270.00       | 270.00                            | -      |
| Sewa Excavator            | HM             | -          | -                     | -            | -                                 | -      |
| Imas Tumbang              | Ha             | 4,620.00   | 1,064.58              | -            | 1,064.58                          | 23.04% |

**Bulldozer Work**



**Excavator Work**



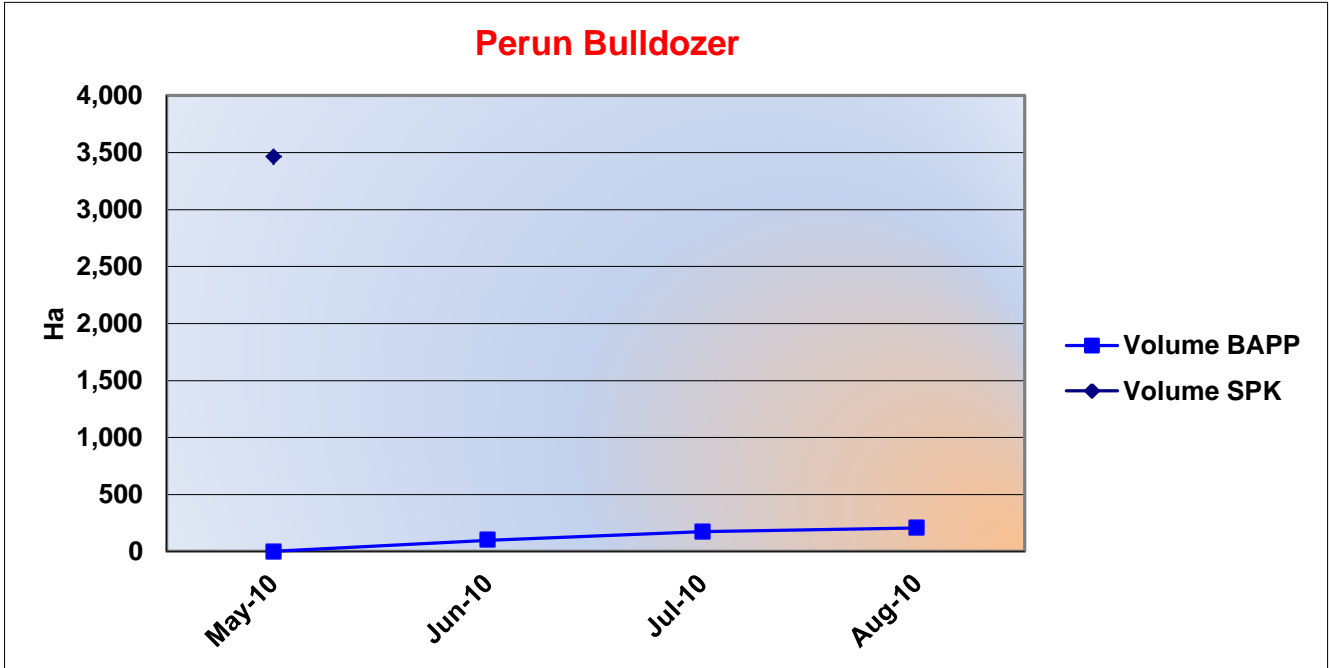


**CLAIM SUMMARY - Desa Susuk Dalam Estate**

**Chart & Detail Per Month**

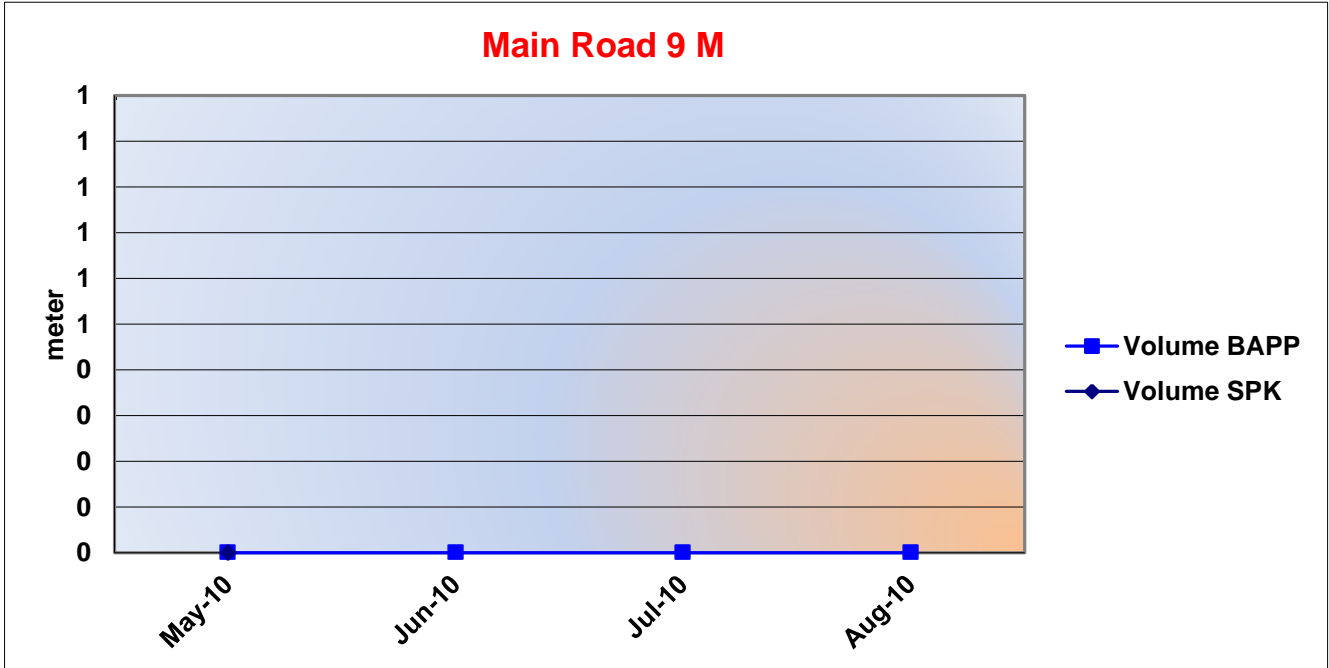
| Type of Work    | SPK Vol ( Ha ) | Progress | %     |
|-----------------|----------------|----------|-------|
| Perun Bulldozer | 3,465.00       | 208.41   | 6.01% |

| Month  | Monthly Progress | Accumulated |
|--------|------------------|-------------|
| May-10 | -                | -           |
| Jun-10 | 98.25            | 98.25       |
| Jul-10 | 75.24            | 173.49      |
| Aug-10 | 34.92            | 208.41      |
|        | <b>208.41</b>    |             |



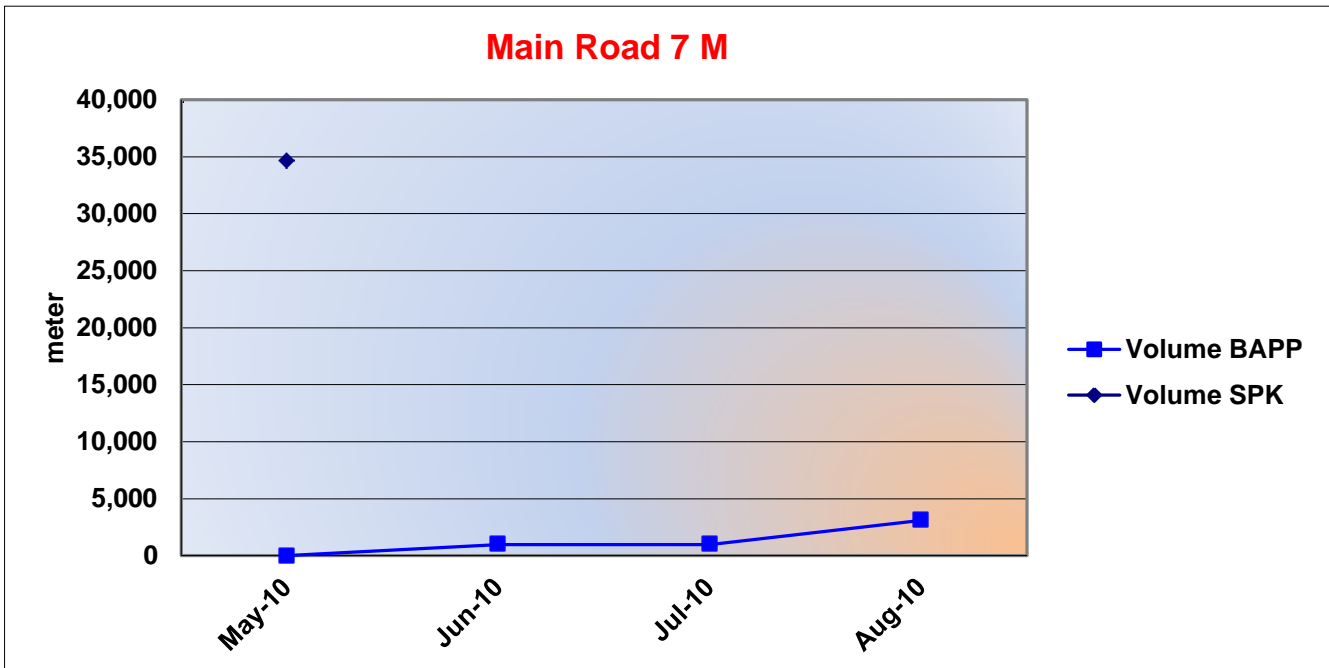
| Type of Work  | SPK Vol ( Meter ) | Progress | %     |
|---------------|-------------------|----------|-------|
| Main Road 9 M | -                 | -        | 0.00% |

| Month  | Monthly Progress | Accumulated |
|--------|------------------|-------------|
| May-10 | -                | -           |
| Jun-10 | -                | -           |
| Jul-10 | -                | -           |
| Aug-10 | -                | -           |
|        | -                |             |



| Type of Work  | SPK Vol ( Meter ) | Progress | %     |
|---------------|-------------------|----------|-------|
| Main Road 7 M | 34,650.00         | 3,090.00 | 8.92% |

| Month  | Monthly Progress | Accumulated |
|--------|------------------|-------------|
| May-10 | -                | -           |
| Jun-10 | 983.00           | 983.00      |
| Jul-10 | -                | 983.00      |
| Aug-10 | 2,107.00         | 3,090.00    |
|        | <b>3,090.00</b>  |             |

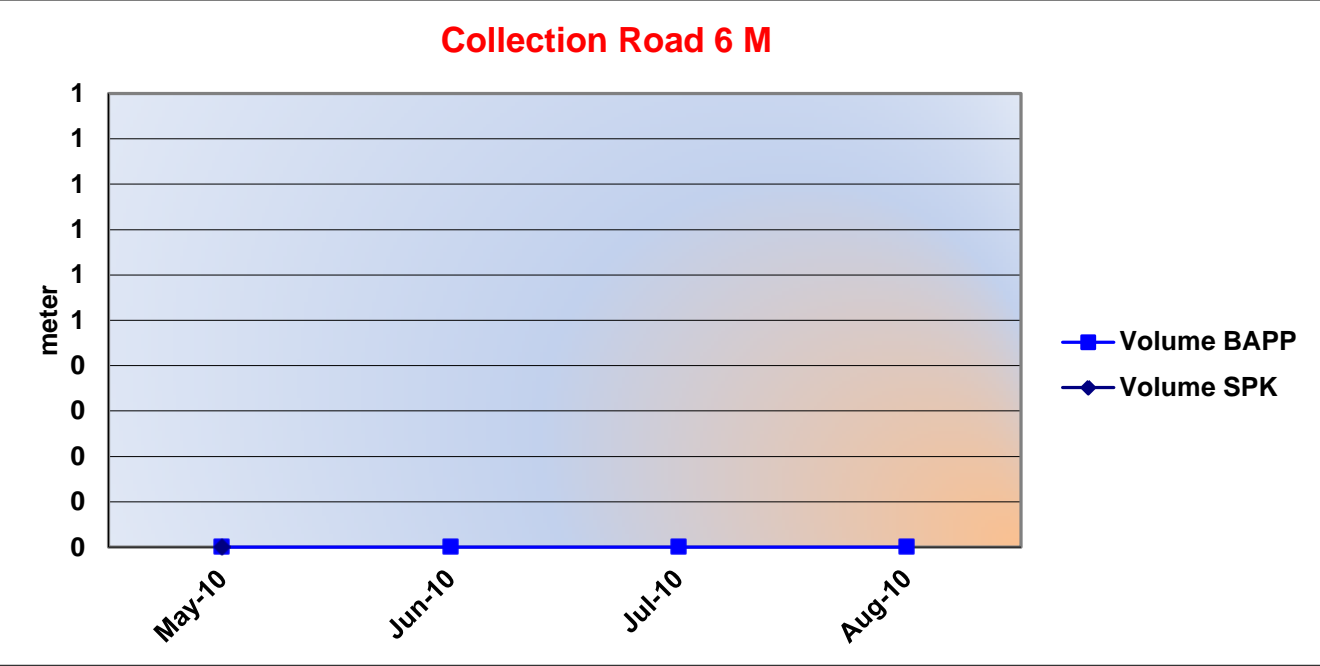




**CLAIM SUMMARY - Desa Susuk Dalam Estate**

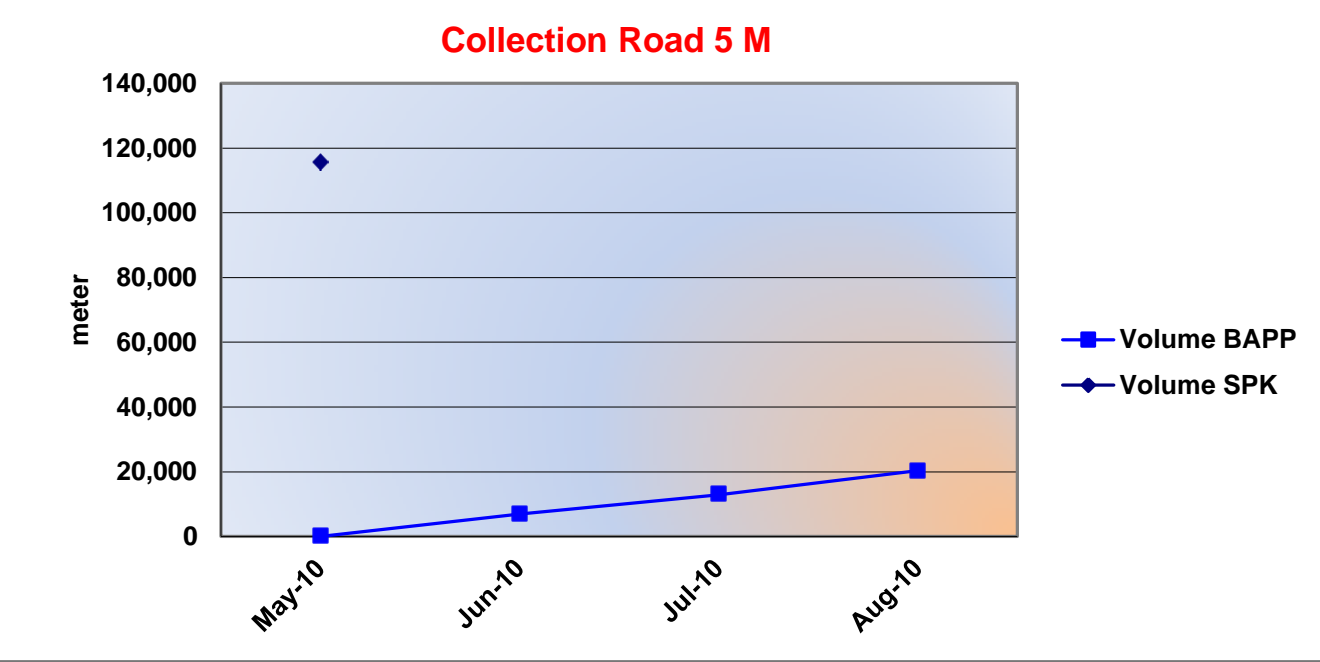
| Type of Work        | SPK Vol ( Meter ) | Progress | %     |
|---------------------|-------------------|----------|-------|
| Collection Road 6 M | -                 | -        | 0.00% |

| Month  | Monthly Progress | Accumulated |
|--------|------------------|-------------|
| May-10 | -                | -           |
| Jun-10 | -                | -           |
| Jul-10 | -                | -           |
| Aug-10 | -                | -           |
|        | -                | -           |



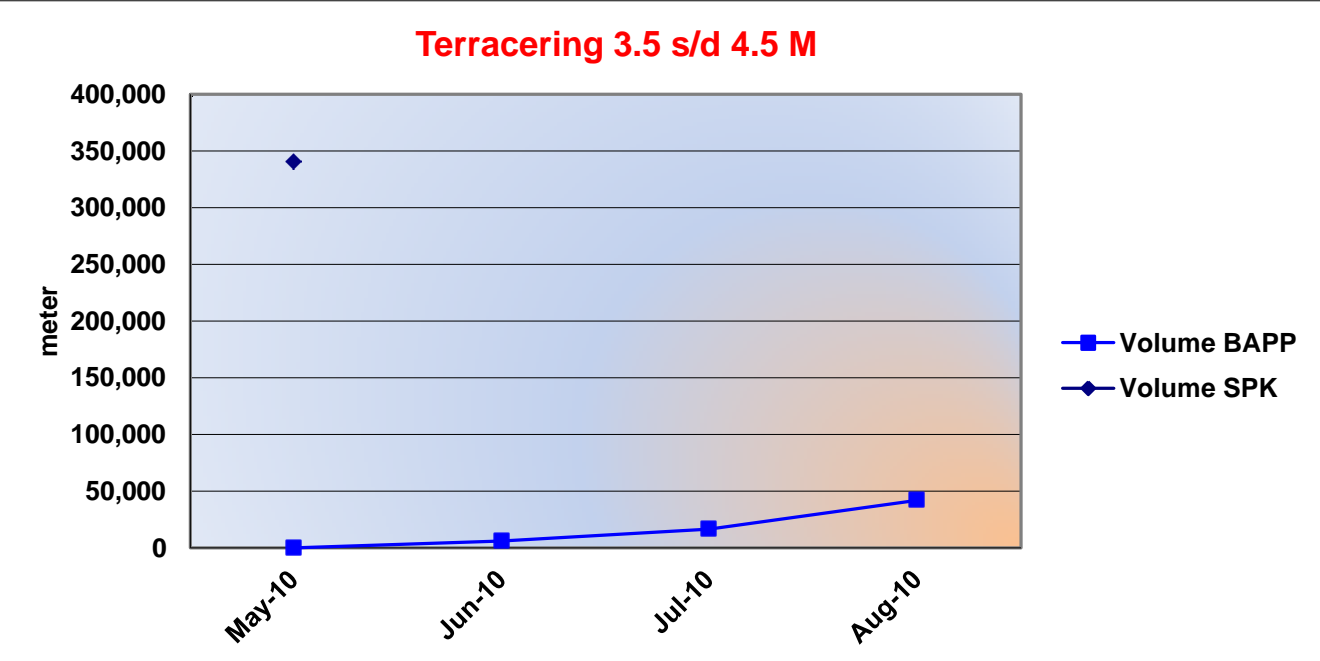
| Type of Work        | SPK Vol ( Meter ) | Progress  | %      |
|---------------------|-------------------|-----------|--------|
| Collection Road 5 M | 115,500.00        | 20,372.00 | 17.64% |

| Month  | Monthly Progress | Accumulated |
|--------|------------------|-------------|
| May-10 | -                | -           |
| Jun-10 | 6,977.00         | 6,977.00    |
| Jul-10 | 5,977.00         | 12,954.00   |
| Aug-10 | 7,418.00         | 20,372.00   |
|        | 20,372.00        |             |



| Type of Work              | SPK Vol ( Meter ) | Progress  | %      |
|---------------------------|-------------------|-----------|--------|
| Terracering 3,5 s/d 4,5 M | 340,000.00        | 41,722.00 | 12.27% |

| Month  | Monthly Progress | Accumulated |
|--------|------------------|-------------|
| May-10 | -                | -           |
| Jun-10 | 5,888.00         | 5,888.00    |
| Jul-10 | 10,594.00        | 16,482.00   |
| Aug-10 | 25,240.00        | 41,722.00   |
|        | 41,722.00        |             |

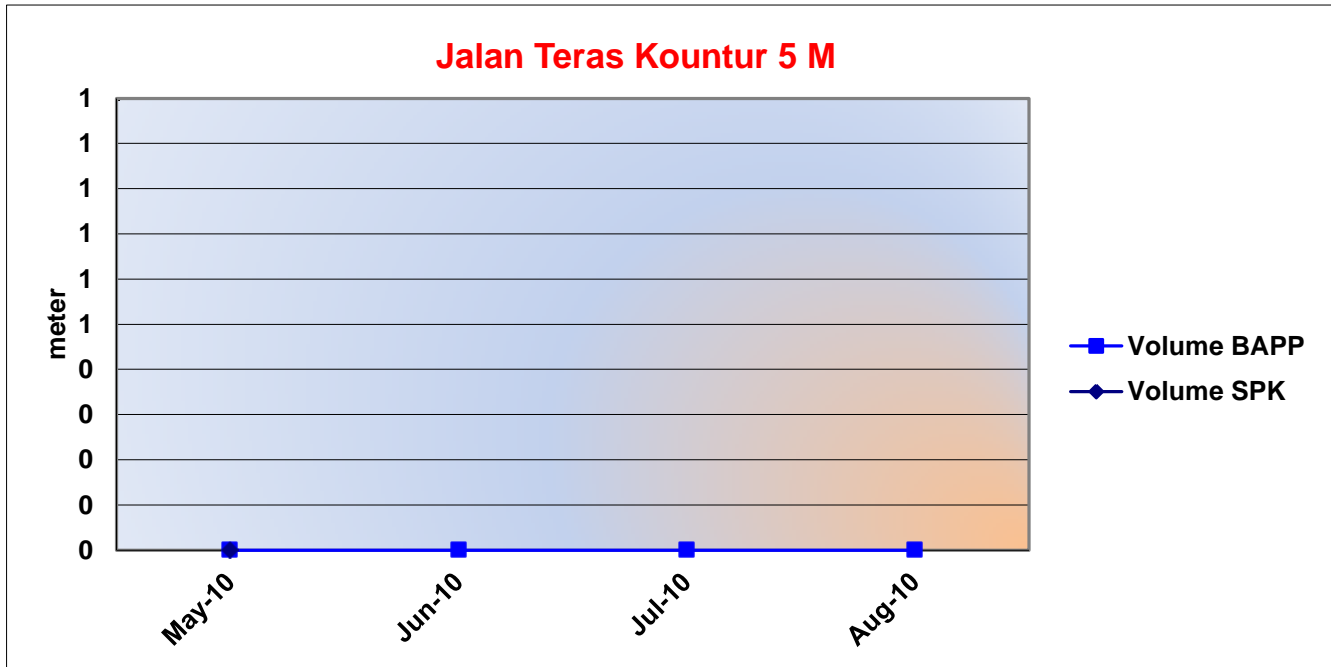




**CLAIM SUMMARY - Desa Susuk Dalam Estate**

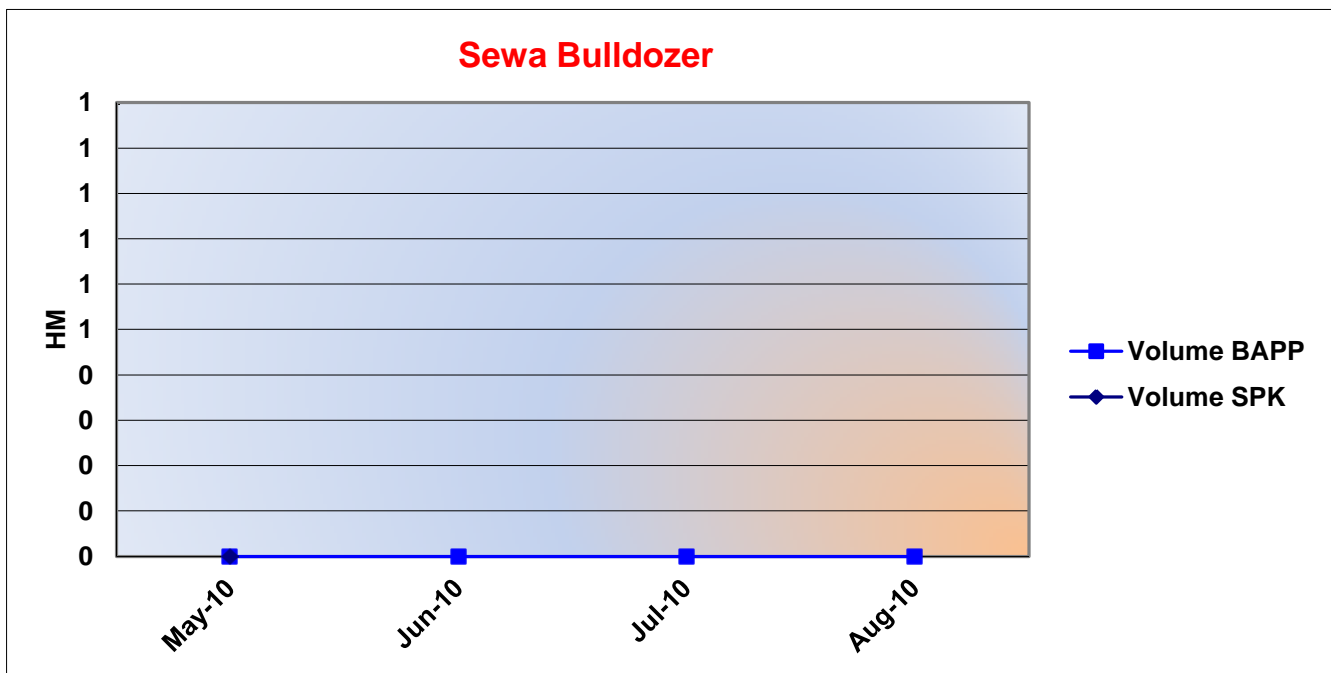
| Type of Work            | SPK Vol ( Meter ) | Progress | %     |
|-------------------------|-------------------|----------|-------|
| Jalan Teras Kountur 5 M | -                 | -        | 0.00% |

| Month  | Monthly Progress | Accumulated |
|--------|------------------|-------------|
| May-10 | -                | -           |
| Jun-10 | -                | -           |
| Jul-10 | -                | -           |
| Aug-10 | -                | -           |
|        | -                | -           |



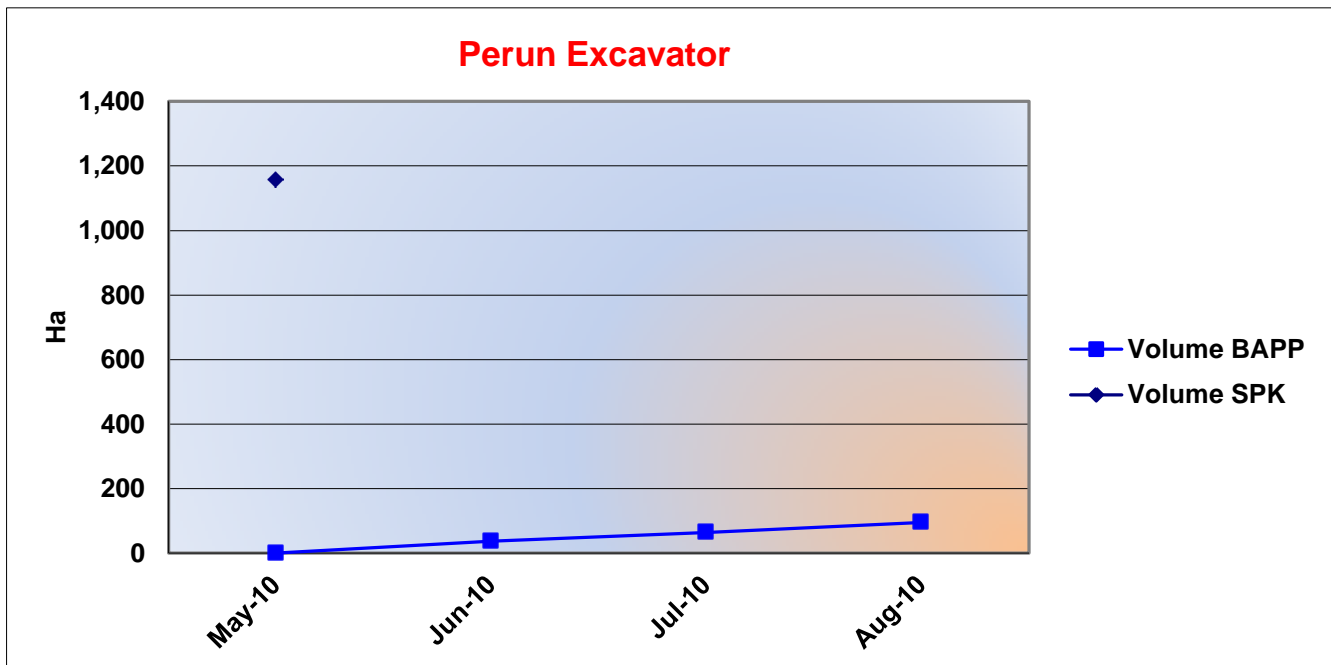
| Type of Work  | SPK Vol ( HM ) | Progress | %     |
|---------------|----------------|----------|-------|
| Sewa Buldozer | -              | -        | 0.00% |

| Month  | Monthly Progress | Accumulated |
|--------|------------------|-------------|
| May-10 | -                | -           |
| Jun-10 | -                | -           |
| Jul-10 | -                | -           |
| Aug-10 | -                | -           |
|        | -                | -           |



| Type of Work    | SPK Vol ( Ha ) | Progress | %     |
|-----------------|----------------|----------|-------|
| Perun Excavator | 1,155.00       | 95.69    | 8.28% |

| Month  | Monthly Progress | Accumulated |
|--------|------------------|-------------|
| May-10 | -                | -           |
| Jun-10 | 37.20            | 37.20       |
| Jul-10 | 27.70            | 64.90       |
| Aug-10 | 30.79            | 95.69       |
|        | 95.69            | 95.69       |

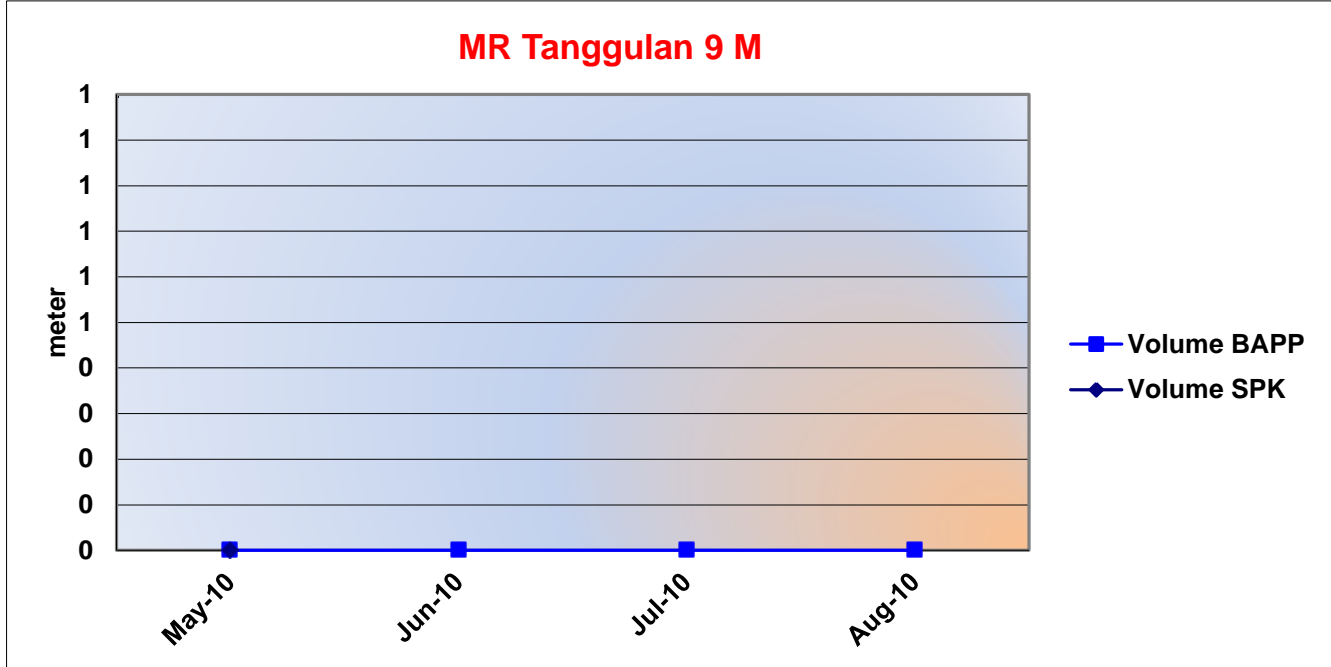




**CLAIM SUMMARY - Desa Susuk Dalam Estate**

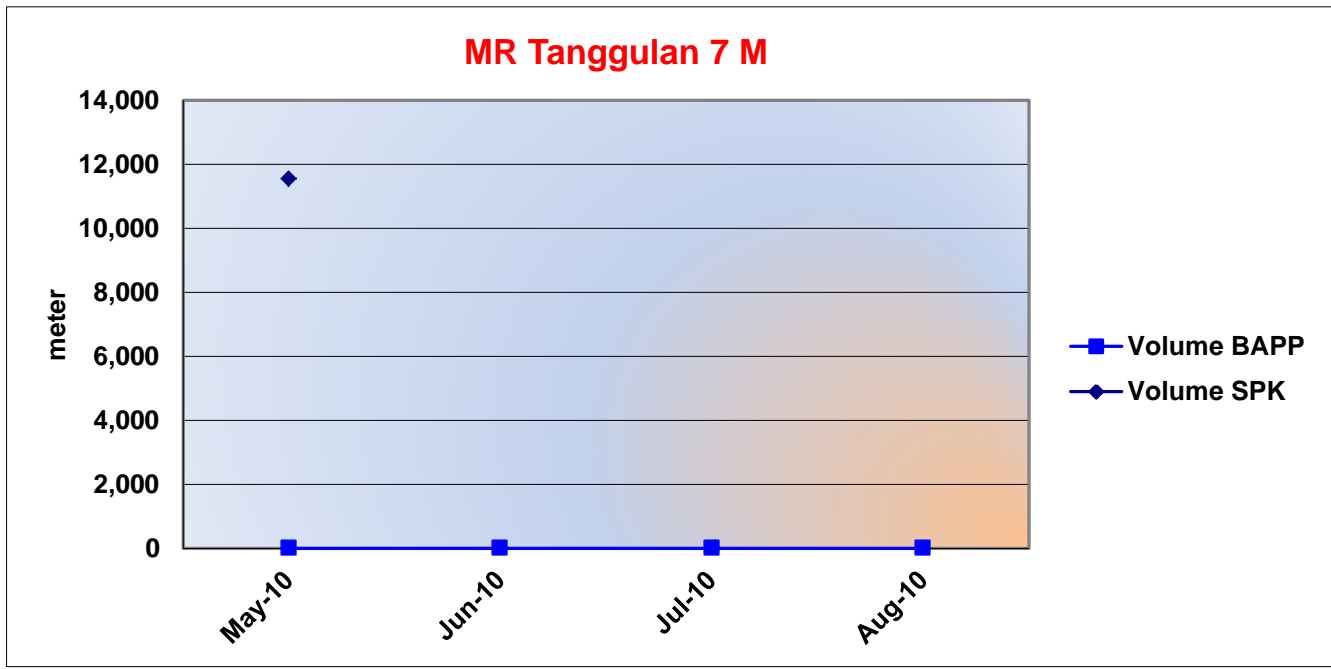
| Type of Work     | SPK Vol ( Meter ) | Progress | %     |
|------------------|-------------------|----------|-------|
| MR Tanggulan 9 M | -                 | -        | 0.00% |

| Month  | Monthly Progress | Accumulated |
|--------|------------------|-------------|
| May-10 | -                | -           |
| Jun-10 | -                | -           |
| Jul-10 | -                | -           |
| Aug-10 | -                | -           |
|        | -                | -           |



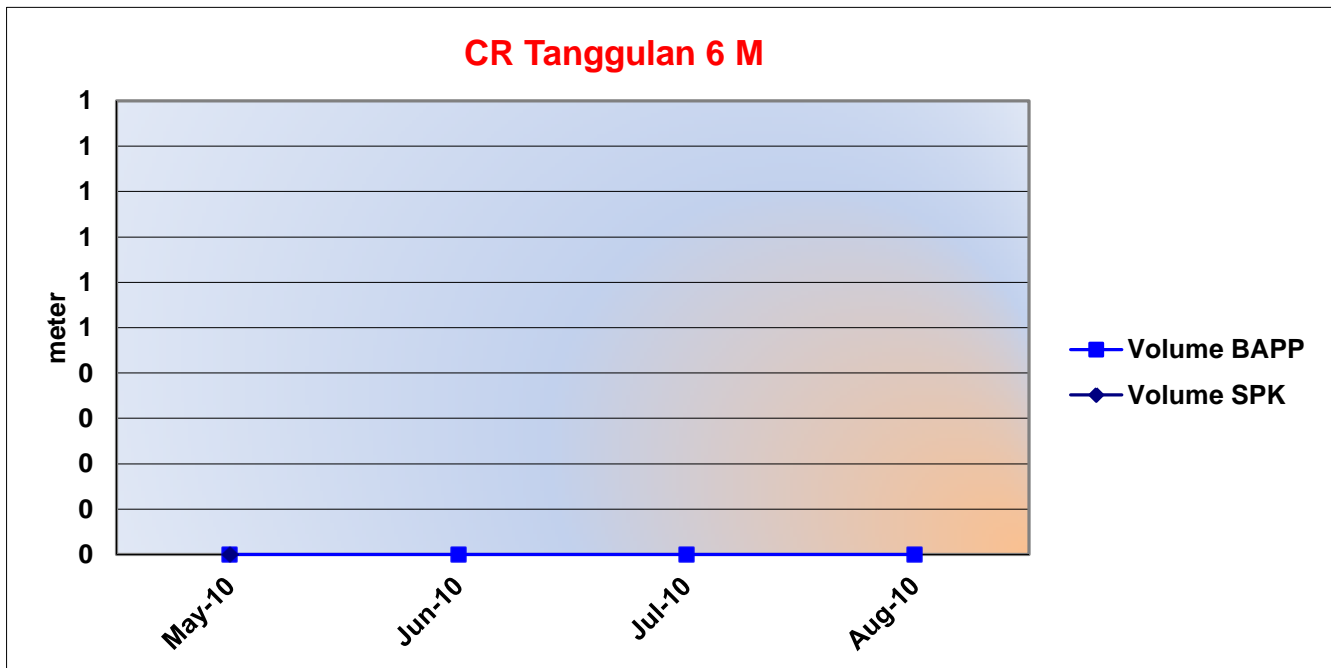
| Type of Work     | SPK Vol ( Meter ) | Progress | %     |
|------------------|-------------------|----------|-------|
| MR Tanggulan 7 M | 11,550.00         | -        | 0.00% |

| Month  | Monthly Progress | Accumulated |
|--------|------------------|-------------|
| May-10 | -                | -           |
| Jun-10 | -                | -           |
| Jul-10 | -                | -           |
| Aug-10 | -                | -           |
|        | -                | -           |



| Type of Work     | SPK Vol ( Meter ) | Progress | %     |
|------------------|-------------------|----------|-------|
| CR Tanggulan 6 M | -                 | -        | 0.00% |

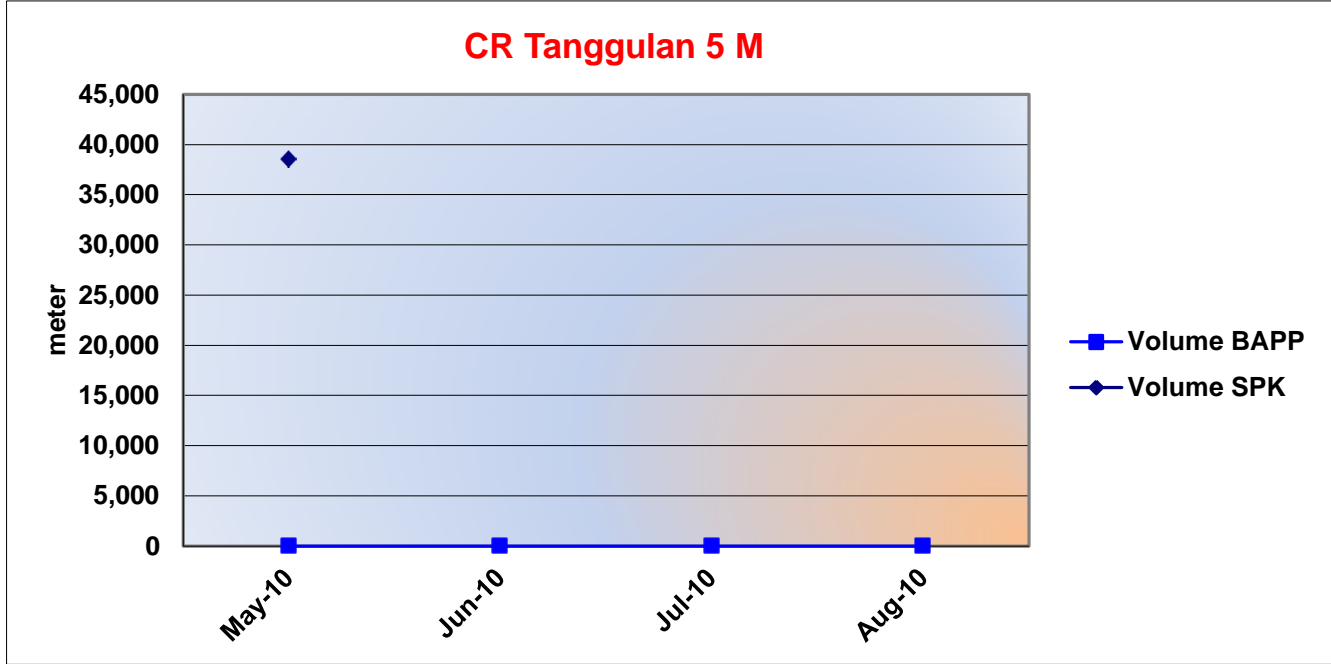
| Month  | Monthly Progress | Accumulated |
|--------|------------------|-------------|
| May-10 | -                | -           |
| Jun-10 | -                | -           |
| Jul-10 | -                | -           |
| Aug-10 | -                | -           |
|        | -                | -           |





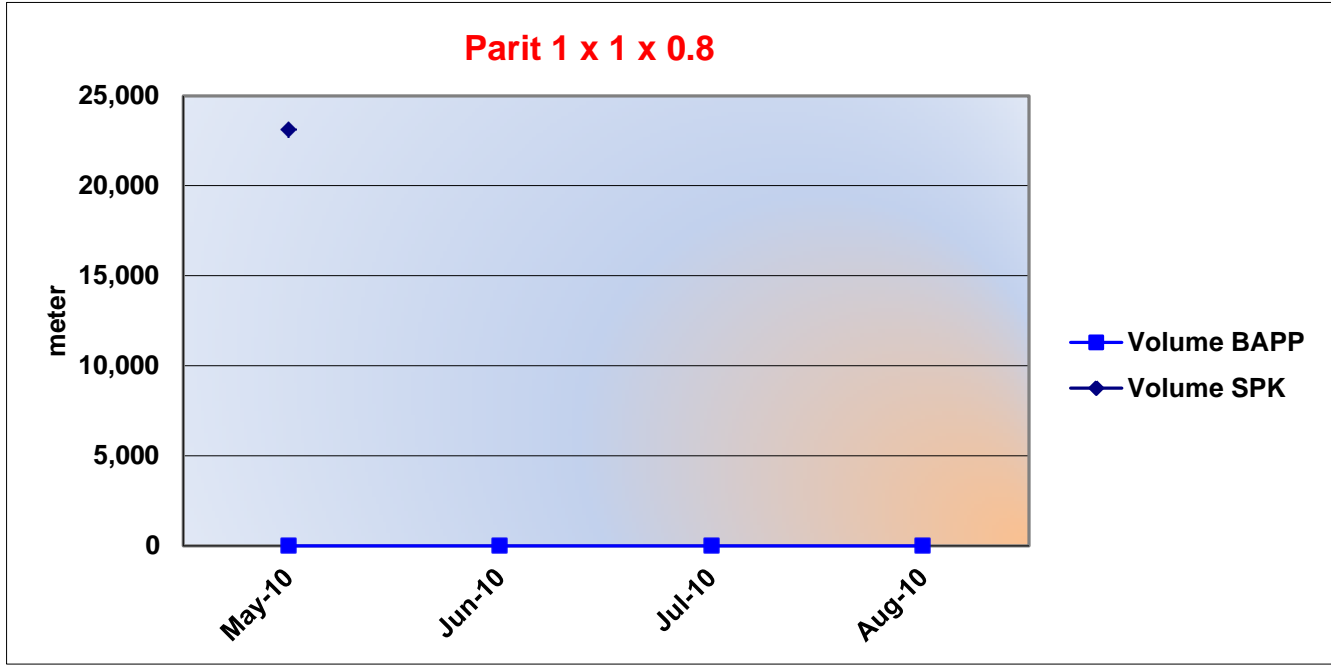
**CLAIM SUMMARY - Desa Susuk Dalam Estate**

| Type of Work     | SPK Vol ( Meter ) | Progress | %     |
|------------------|-------------------|----------|-------|
| CR Tanggulan 5 M | 38,500.00         | -        | 0.00% |



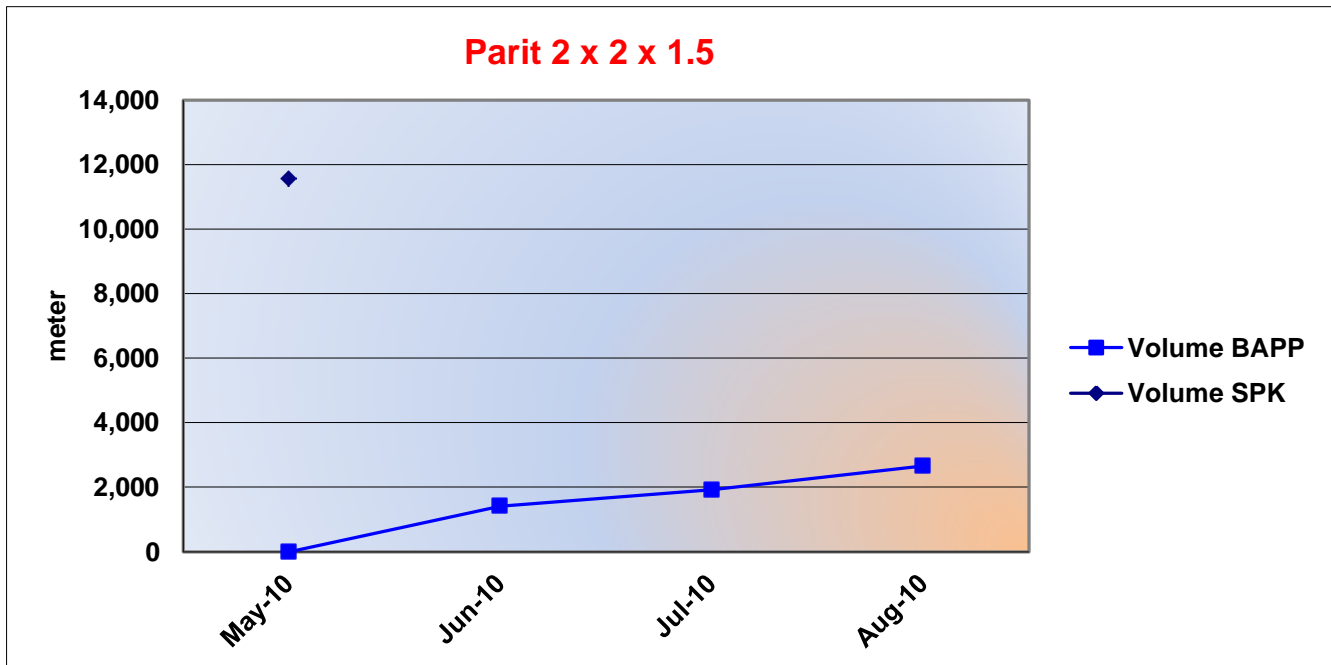
| Month  | Monthly Progress | Accumulated |
|--------|------------------|-------------|
| May-10 | -                | -           |
| Jun-10 | -                | -           |
| Jul-10 | -                | -           |
| Aug-10 | -                | -           |
|        | -                | -           |

| Type of Work      | SPK Vol ( Meter ) | Progress | %     |
|-------------------|-------------------|----------|-------|
| Parit 1 x 1 x 0,8 | 23,100.00         | -        | 0.00% |



| Month  | Monthly Progress | Accumulated |
|--------|------------------|-------------|
| May-10 | -                | -           |
| Jun-10 | -                | -           |
| Jul-10 | -                | -           |
| Aug-10 | -                | -           |
|        | -                | -           |

| Type of Work      | SPK Vol ( Meter ) | Progress | %      |
|-------------------|-------------------|----------|--------|
| Parit 2 x 2 x 1,5 | 11,550.00         | 2,655.00 | 22.99% |



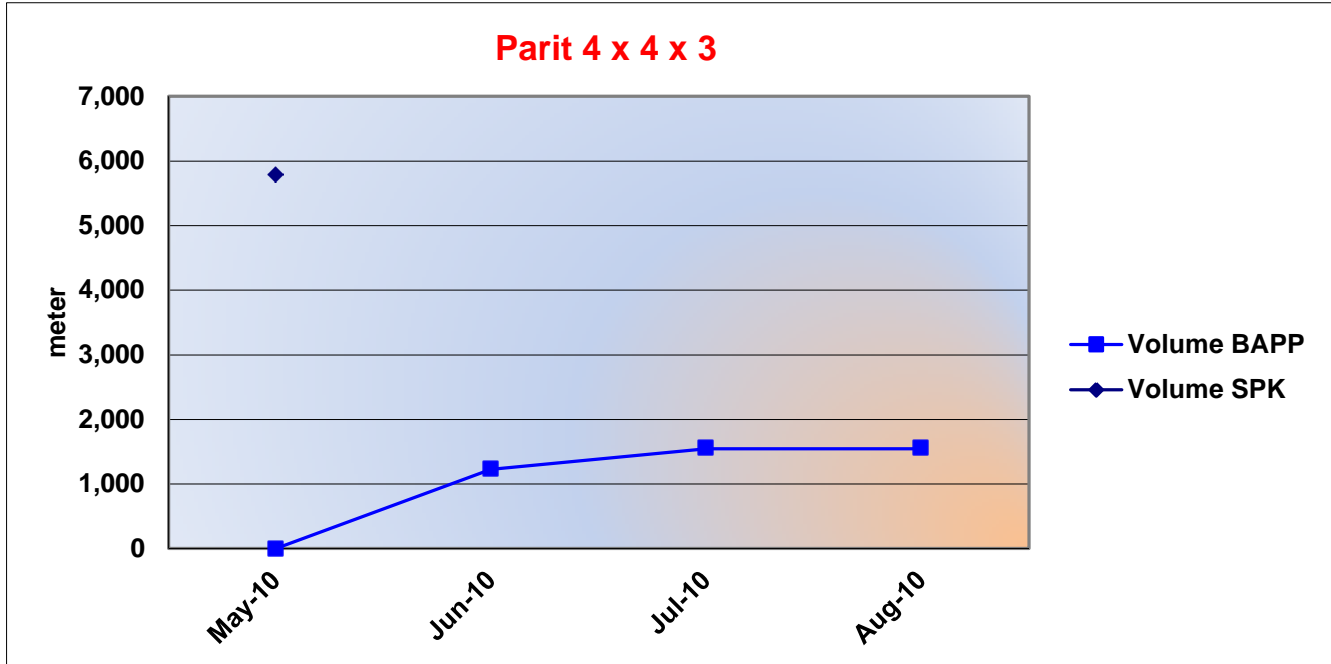
| Month  | Monthly Progress | Accumulated |
|--------|------------------|-------------|
| May-10 | -                | -           |
| Jun-10 | 1,410.00         | 1,410.00    |
| Jul-10 | 516.00           | 1,926.00    |
| Aug-10 | 729.00           | 2,655.00    |
|        | 2,655.00         | 2,655.00    |



**CLAIM SUMMARY - Desa Susuk Dalam Estate**

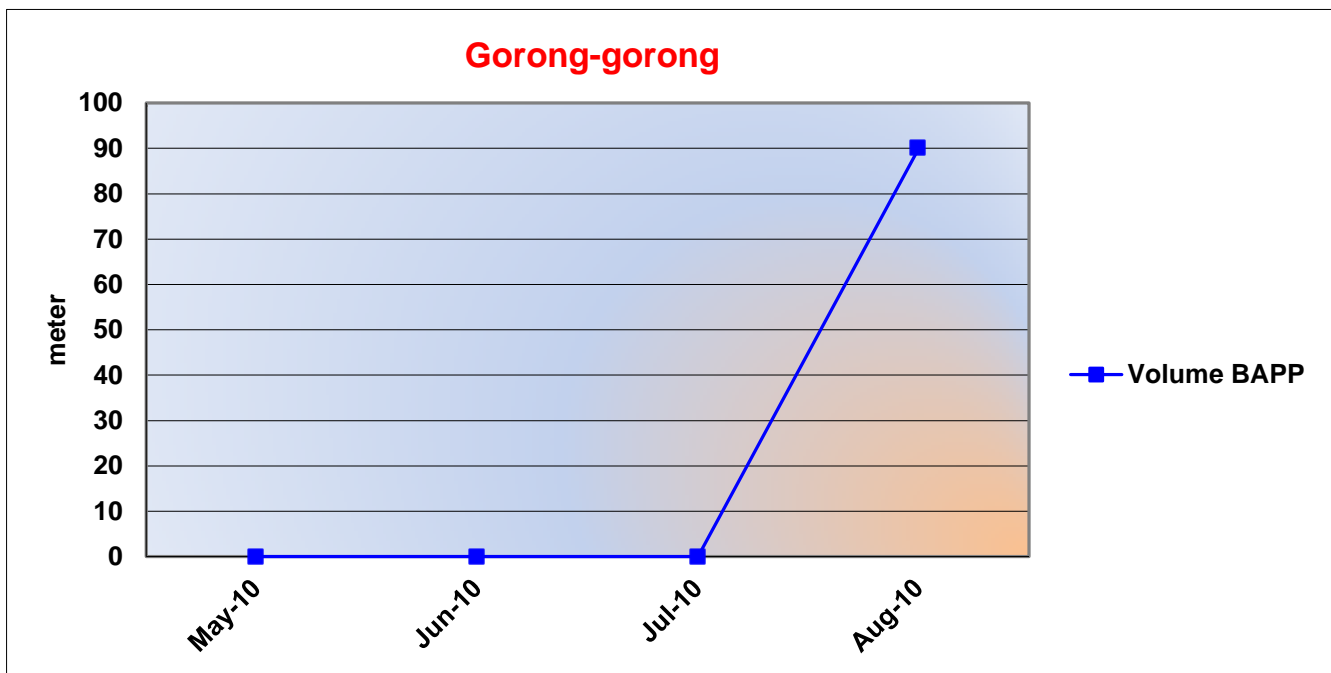
| Type of Work    | SPK Vol ( Meter ) | Progress | %      |
|-----------------|-------------------|----------|--------|
| Parit 4 x 4 x 3 | 5,775.00          | 1,547.00 | 26.79% |

| Month  | Monthly Progress | Accumulated |
|--------|------------------|-------------|
| May-10 | -                | -           |
| Jun-10 | 1,226.00         | 1,226.00    |
| Jul-10 | 321.00           | 1,547.00    |
| Aug-10 | -                | 1,547.00    |
|        | 1,547.00         |             |



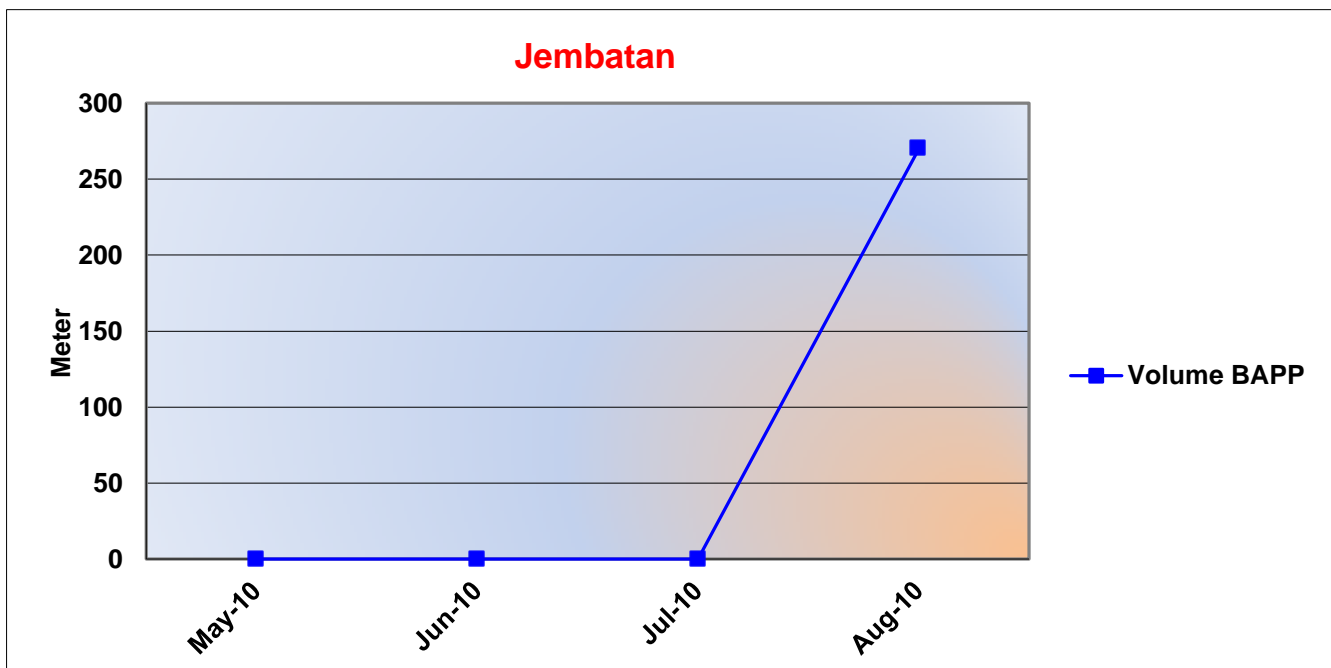
| Type of Work  | SPK Vol ( Meter ) | Progress | %     |
|---------------|-------------------|----------|-------|
| Gorong-gorong | -                 | 90.00    | 0.00% |

| Month  | Monthly Progress | Accumulated |
|--------|------------------|-------------|
| May-10 | -                | -           |
| Jun-10 | -                | -           |
| Jul-10 | -                | -           |
| Aug-10 | 90.00            | 90.00       |
|        | 90.00            |             |



| Type of Work | SPK Vol ( Meter ) | Progress | %     |
|--------------|-------------------|----------|-------|
| Jembatan     | -                 | 270.00   | 0.00% |

| Month  | Monthly Progress | Accumulated |
|--------|------------------|-------------|
| May-10 | -                | -           |
| Jun-10 | -                | -           |
| Jul-10 | -                | -           |
| Aug-10 | 270.00           | 270.00      |
|        | 270.00           |             |

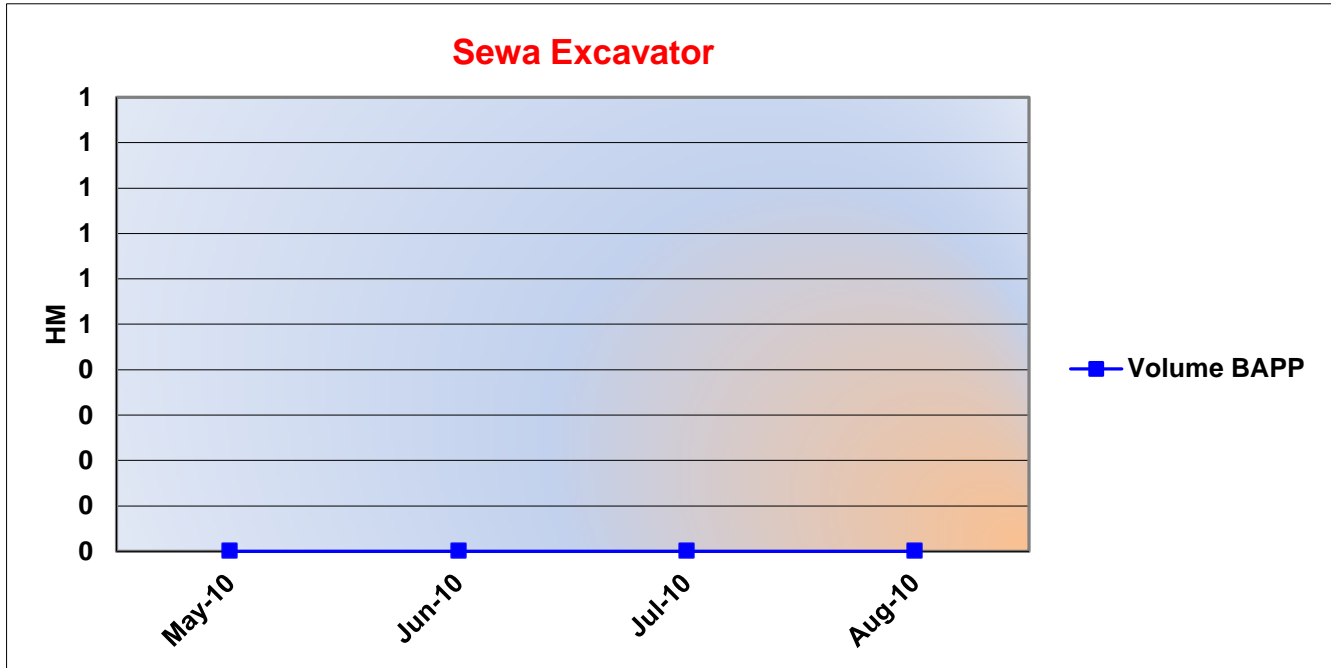




**CLAIM SUMMARY - Desa Susuk Dalam Estate**

| Type of Work   | SPK Vol ( HM ) | Progress | %     |
|----------------|----------------|----------|-------|
| Sewa Excavator | -              | -        | 0.00% |

| Month  | Monthly Progress | Accumulated |
|--------|------------------|-------------|
| May-10 | -                | -           |
| Jun-10 | -                | -           |
| Jul-10 | -                | -           |
| Aug-10 | -                | -           |
|        | -                | -           |



| Type of Work | SPK Vol ( Ha ) | Progress | %      |
|--------------|----------------|----------|--------|
| Imas Tumbang | 4,620.00       | 1,064.58 | 23.04% |

| Month  | Monthly Progress | Accumulated |
|--------|------------------|-------------|
| May-10 | -                | -           |
| Jun-10 | 473.77           | 473.77      |
| Jul-10 | 590.81           | 1,064.58    |
| Aug-10 | -                | 1,064.58    |
|        | 1,064.58         |             |

