



# PT. SAWIT KAPUAS KENCANA

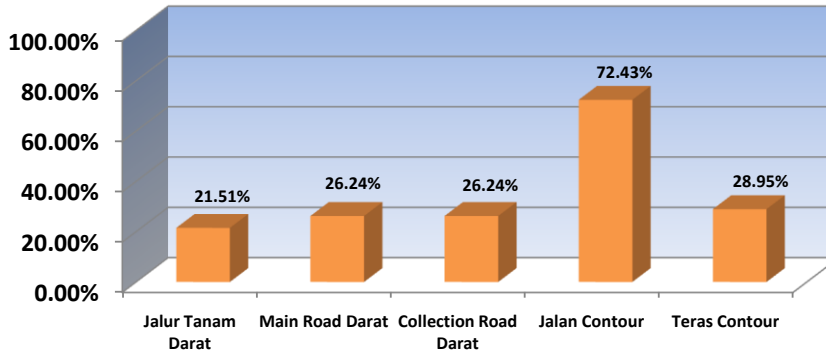
## PROGRESS REPORT - Kebun Sungai Biru

KONTRAK NO :

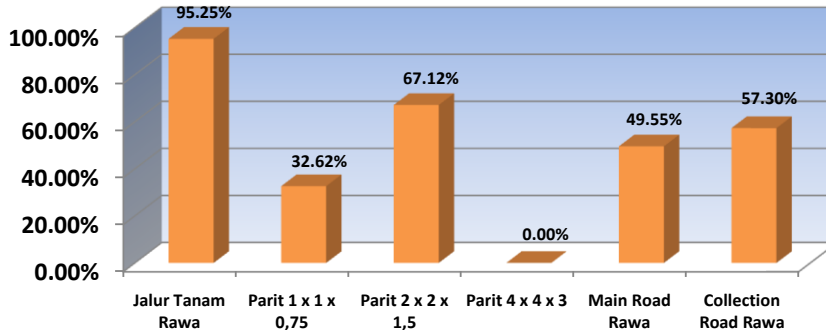
- 041/PT SKK/JKTO/08/2010-Jalur Tanam, BPRT, & PJLN
- 042/PT SKK/JKTO/08/2010-SWAB

Jenis Pekerjaan	Unit	Vol SPK 25 Agust '10 sd. 31 Juli '11	Realisasi			%
			AKUMULASI S.D BULAN LALU	BAPP Sep' 2011	S.D BAPP Sep' 2011	
<b>Bulldozer</b>						
Jalur Tanam Darat	Ha	1,900.00	401.05	7.62	408.67	21.51%
Main Road Darat	Meter	9,180.00	2,408.38	-	2,408.38	26.24%
Collection Road Darat	Meter	30,240.00	7,935.11	-	7,935.11	26.24%
Jalan Contour	Meter	90,000.00	64,932.42	253.11	65,185.53	72.43%
Teras Contour	Meter	1,115,000.00	320,340.89	2,412.92	322,753.81	28.95%
Sewa Bulldozer	HM	-	3,352.60	97.80	3,450.40	
<b>Excavator</b>						
Jalur Tanam Rawa	Ha	100.00	95.25	-	95.25	95.25%
Parit 1 x 1 x 0,75	Meter	61,500.00	20,061.85	-	20,061.85	32.62%
Parit 2 x 2 x 1,5	Meter	22,360.00	15,008.56	-	15,008.56	67.12%
Parit 4 x 4 x 3	Meter	5,520.00	-	-	-	0.00%
Main Road Rawa	Meter	1,020.00	505.37	-	505.37	49.55%
Collection Road Rawa	Meter	3,360.00	1,925.25	-	1,925.25	57.30%
Gorong-gorong	Unit	-	84.00	1.00	85.00	
Jembatan 2 M	Unit	-	72.00	-	72.00	
Jembatan 4 M	Unit	-	-	-	-	
Jembatan 5-10 M	Unit	-	2.00	-	2.00	
Jembatan > 10 M	Unit	-	-	-	-	
Sewa Excavator	HM	-	10,388.60	159.80	10,548.40	

**Pekerjaan Bulldozer**



**Pekerjaan Excavator**

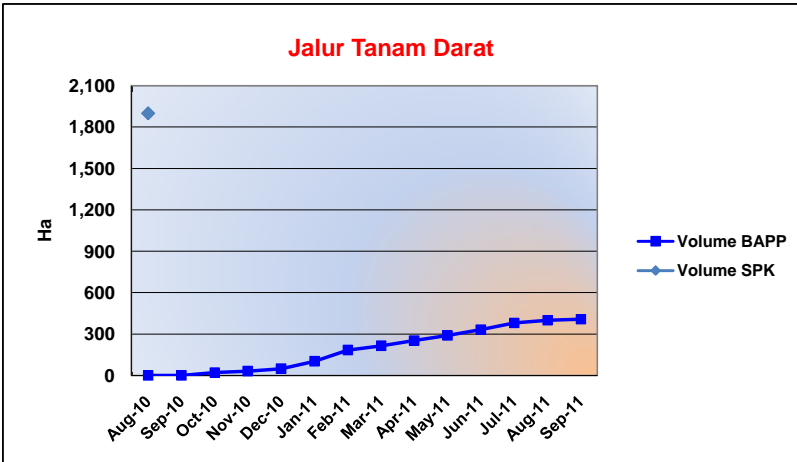




**PROGRESS REPORT - Kebun Sungai Biru**

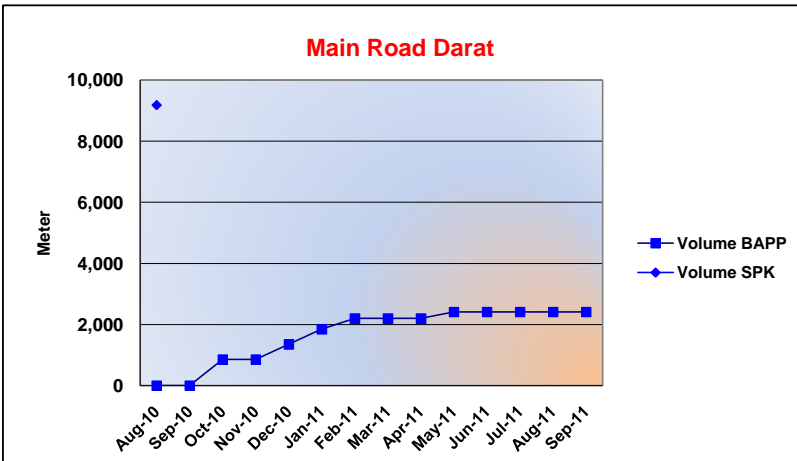
**Chart & Detail Per Month**

Jenis Pekerjaan	Unit	Vol SPK	Realisasi	%
Jalur Tanam Darat	Ha	1,900.00	408.67	21.51%



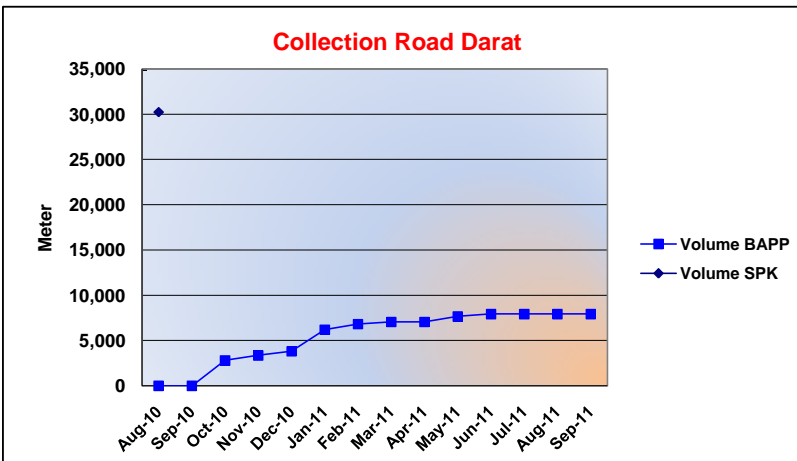
Bulan	Hasil per Bulan	Kumulatif
Aug-10	-	-
Sep-10	-	-
Oct-10	21.99	21.99
Nov-10	8.21	30.20
Dec-10	17.63	47.83
Jan-11	54.12	101.95
Feb-11	81.10	183.05
Mar-11	31.04	214.09
Apr-11	39.93	254.02
May-11	36.89	290.91
Jun-11	41.59	332.50
Jul-11	48.30	380.80
Aug-11	20.25	401.05
Sep-11	7.62	408.67
	408.67	

Jenis Pekerjaan	Unit	Vol SPK	Realisasi	%
Main Road Darat	Meter	9,180.00	2,408.38	26.24%



Bulan	Hasil per Bulan	Kumulatif
Aug-10	-	-
Sep-10	-	-
Oct-10	854.26	854.26
Nov-10	-	854.26
Dec-10	495.70	1,349.96
Jan-11	496.72	1,846.68
Feb-11	349.23	2,195.91
Mar-11	-	2,195.91
Apr-11	-	2,195.91
May-11	212.47	2,408.38
Jun-11	-	2,408.38
Jul-11	-	2,408.38
Aug-11	-	2,408.38
Sep-11	-	2,408.38
	2,408.38	

Jenis Pekerjaan	Unit	Vol SPK	Realisasi	%
Collection Road Darat	Meter	30,240.00	7,935.11	26.24%



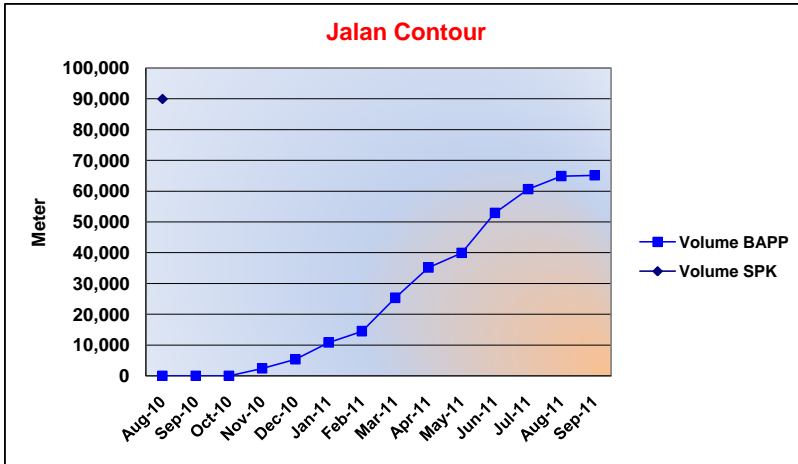
Bulan	Hasil per Bulan	Kumulatif
Aug-10	-	-
Sep-10	-	-
Oct-10	2,810.05	2,810.05
Nov-10	555.20	3,365.25
Dec-10	449.05	3,814.30
Jan-11	2,389.61	6,203.91
Feb-11	624.02	6,827.93
Mar-11	233.56	7,061.49
Apr-11	-	7,061.49
May-11	598.23	7,659.72
Jun-11	275.39	7,935.11
Jul-11	-	7,935.11
Aug-11	-	7,935.11
Sep-11	-	7,935.11
	7,935.11	



# PT. SAWIT KAPUAS KENCANA

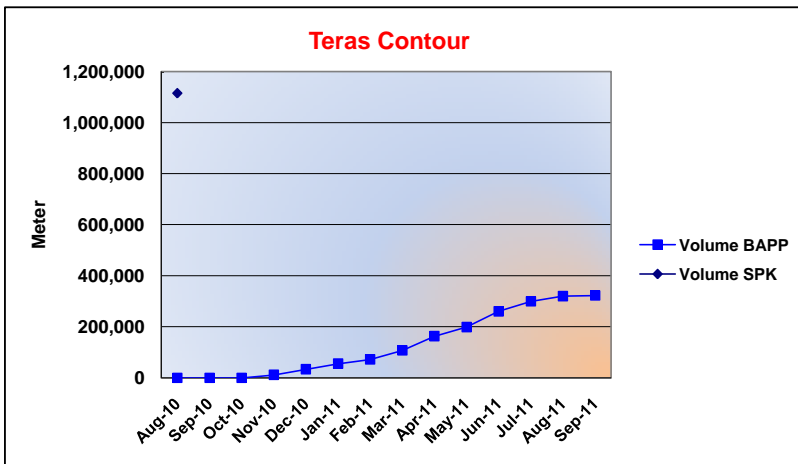
## PROGRESS REPORT - Kebun Sungai Biru

Jenis Pekerjaan	Unit	Vol SPK	Realisasi	%
Jalan Contour	Meter	90,000.00	65,185.53	72.43%



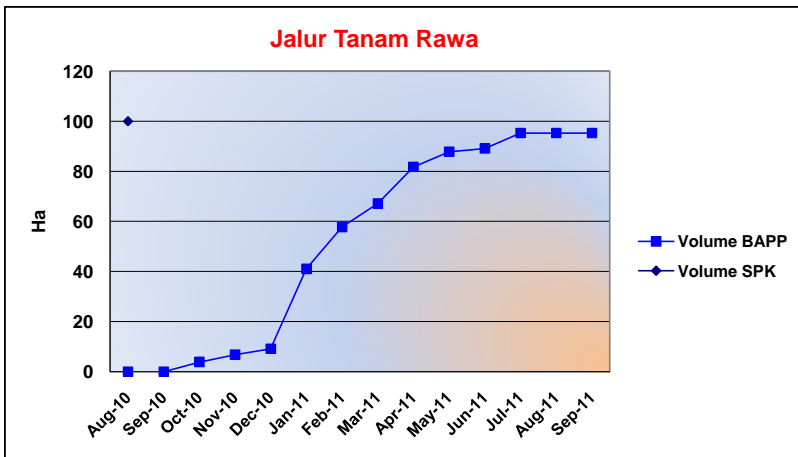
Bulan	Hasil per Bulan	Kumulatif
Aug-10	-	-
Sep-10	-	-
Oct-10	-	-
Nov-10	2,394.40	2,394.40
Dec-10	2,984.38	5,378.78
Jan-11	5,465.67	10,844.45
Feb-11	3,663.76	14,508.21
Mar-11	10,824.64	25,332.85
Apr-11	9,890.19	35,223.04
May-11	4,729.55	39,952.59
Jun-11	13,017.44	52,970.03
Jul-11	7,718.87	60,688.90
Aug-11	4,243.52	64,932.42
Sep-11	253.11	65,185.53
	65,185.53	

Jenis Pekerjaan	Unit	Vol SPK	Realisasi	%
Teras Contour	Meter	1,115,000.00	322,753.81	28.95%



Bulan	Hasil per Bulan	Kumulatif
Aug-10	-	-
Sep-10	-	-
Oct-10	-	-
Nov-10	11,869.35	11,869.35
Dec-10	21,869.91	33,739.26
Jan-11	21,976.09	55,715.35
Feb-11	16,571.12	72,286.47
Mar-11	35,483.49	107,769.96
Apr-11	55,515.73	163,285.69
May-11	35,765.77	199,051.46
Jun-11	61,871.86	260,923.32
Jul-11	39,159.07	300,082.39
Aug-11	20,258.50	320,340.89
Sep-11	2,412.92	322,753.81
	322,753.81	

Jenis Pekerjaan	Unit	Vol SPK	Realisasi	%
Jalur Tanam Rawa	Ha	100.00	95.25	95.25%



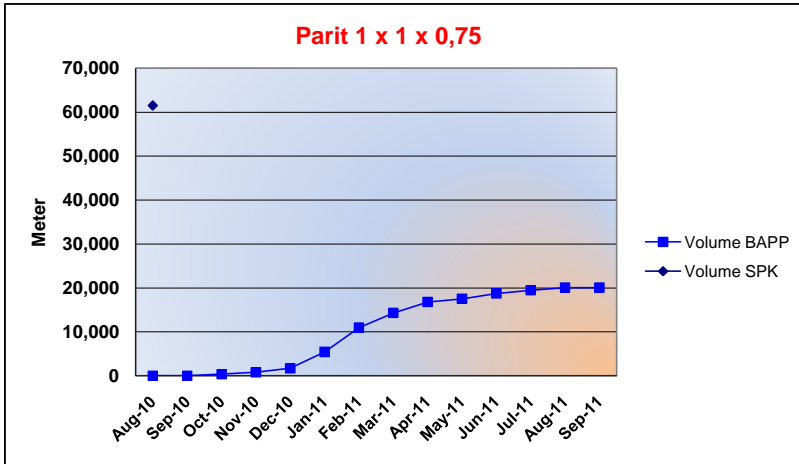
Bulan	Hasil per Bulan	Kumulatif
Aug-10	-	-
Sep-10	-	-
Oct-10	3.87	3.87
Nov-10	2.92	6.79
Dec-10	2.34	9.13
Jan-11	31.90	41.03
Feb-11	16.71	57.74
Mar-11	9.37	67.11
Apr-11	14.65	81.76
May-11	6.07	87.83
Jun-11	1.25	89.08
Jul-11	6.17	95.25
Aug-11	-	95.25
Sep-11	-	95.25
	95.25	



# PT. SAWIT KAPUAS KENCANA

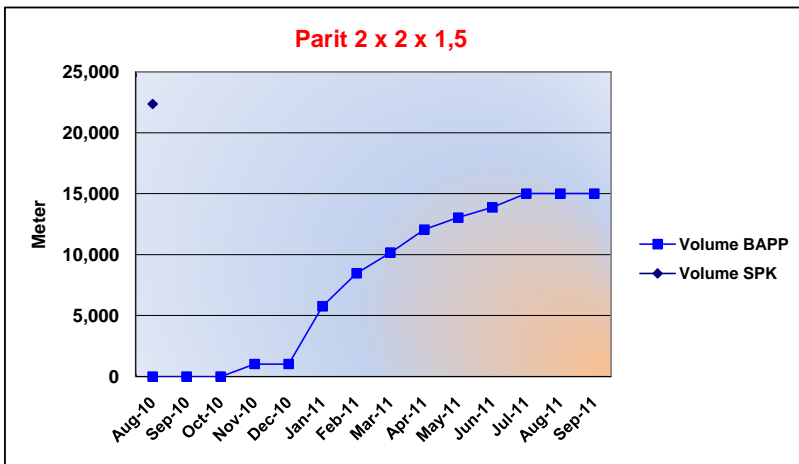
## PROGRESS REPORT - Kebun Sungai Biru

Jenis Pekerjaan	Unit	Vol SPK	Realisasi	%
Parit 1 x 1 x 0,75	Meter	61,500.00	20,061.85	32.62%



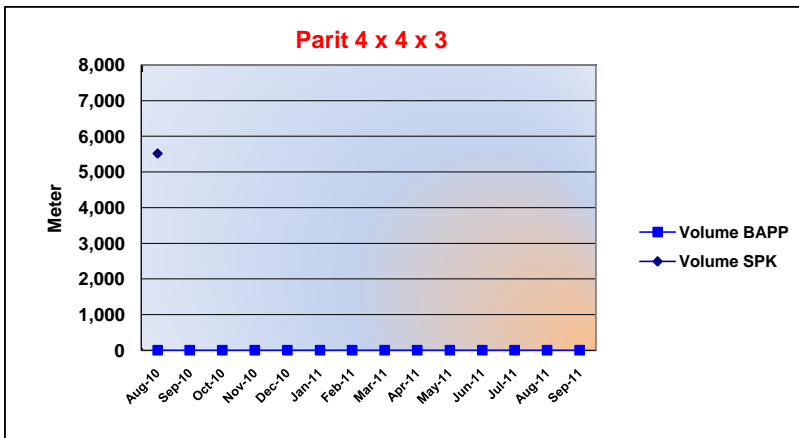
Bulan	Hasil per Bulan	Kumulatif
Aug-10	-	-
Sep-10	-	-
Oct-10	346.14	346.14
Nov-10	431.25	777.39
Dec-10	912.36	1,689.75
Jan-11	3,741.83	5,431.58
Feb-11	5,499.35	10,930.93
Mar-11	3,369.21	14,300.14
Apr-11	2,502.95	16,803.09
May-11	717.38	17,520.47
Jun-11	1,214.36	18,734.83
Jul-11	726.44	19,461.27
Aug-11	600.58	20,061.85
Sep-11	-	20,061.85
	20,061.85	

Jenis Pekerjaan	Unit	Vol SPK	Realisasi	%
Parit 2 x 2 x 1,5	Meter	22,360	15,008.56	67.12%



Bulan	Hasil per Bulan	Kumulatif
Aug-10	-	-
Sep-10	-	-
Oct-10	-	-
Nov-10	1,021.98	1,021.98
Dec-10	-	1,021.98
Jan-11	4,743.58	5,765.56
Feb-11	2,699.61	8,465.17
Mar-11	1,699.61	10,164.78
Apr-11	1,891.82	12,056.60
May-11	989.60	13,046.20
Jun-11	827.63	13,873.83
Jul-11	1,134.73	15,008.56
Aug-11	-	15,008.56
Sep-11	-	15,008.56
	15,008.56	

Jenis Pekerjaan	Unit	Vol SPK	Realisasi	%
Parit 4 x 4 x 3	Meter	5,520.00	-	0.00%



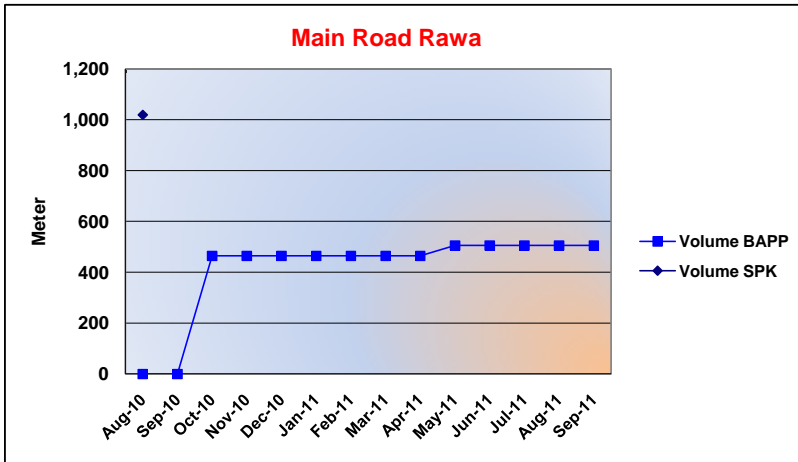
Bulan	Hasil per Bulan	Kumulatif
Aug-10	-	-
Sep-10	-	-
Oct-10	-	-
Nov-10	-	-
Dec-10	-	-
Jan-11	-	-
Feb-11	-	-
Mar-11	-	-
Apr-11	-	-
May-11	-	-
Jun-11	-	-
Jul-11	-	-
Aug-11	-	-
Sep-11	-	-
	-	-



# PT. SAWIT KAPUAS KENCANA

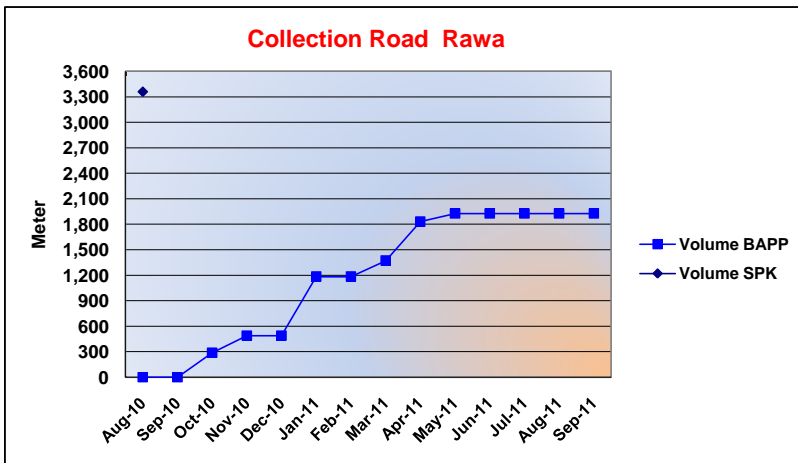
## PROGRESS REPORT - Kebun Sungai Biru

Jenis Pekerjaan	Unit	Vol SPK	Realisasi	%
Main Road Rawa	Meter	1,020.00	505.37	49.55%



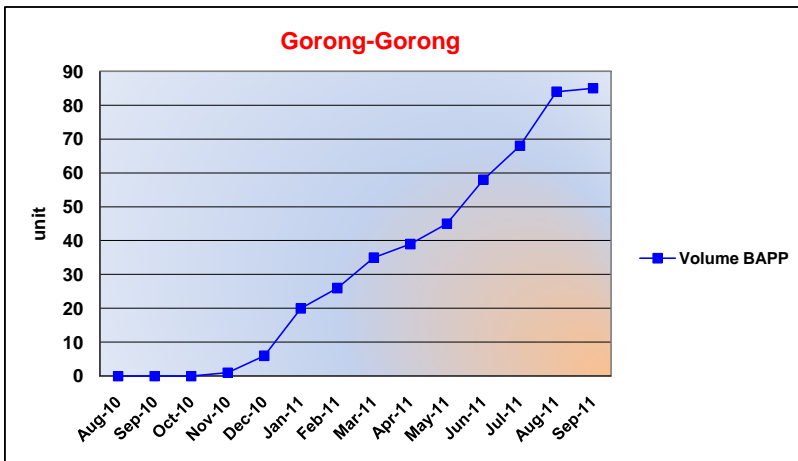
Bulan	Hasil per Bulan	Kumulatif
Aug-10	-	-
Sep-10	-	-
Oct-10	464.70	464.70
Nov-10	-	464.70
Dec-10	-	464.70
Jan-11	-	464.70
Feb-11	-	464.70
Mar-11	-	464.70
Apr-11	-	464.70
May-11	40.67	505.37
Jun-11	-	505.37
Jul-11	-	505.37
Aug-11	-	505.37
Sep-11	-	505.37
	505.37	

Jenis Pekerjaan	Unit	Vol SPK	Realisasi	%
Collection Road Rawa	Meter	3,360.00	1,925.25	57.30%



Bulan	Hasil per Bulan	Kumulatif
Aug-10	-	-
Sep-10	-	-
Oct-10	288.23	288.23
Nov-10	200.64	488.87
Dec-10	-	488.87
Jan-11	694.37	1,183.24
Feb-11	-	1,183.24
Mar-11	188.56	1,371.80
Apr-11	458.28	1,830.08
May-11	95.17	1,925.25
Jun-11	-	1,925.25
Jul-11	-	1,925.25
Aug-11	-	1,925.25
Sep-11	-	1,925.25
	1,925.25	

Jenis Pekerjaan	Unit	Vol SPK	Realisasi	%
Gorong-gorong	Unit	-	85.00	0.00%



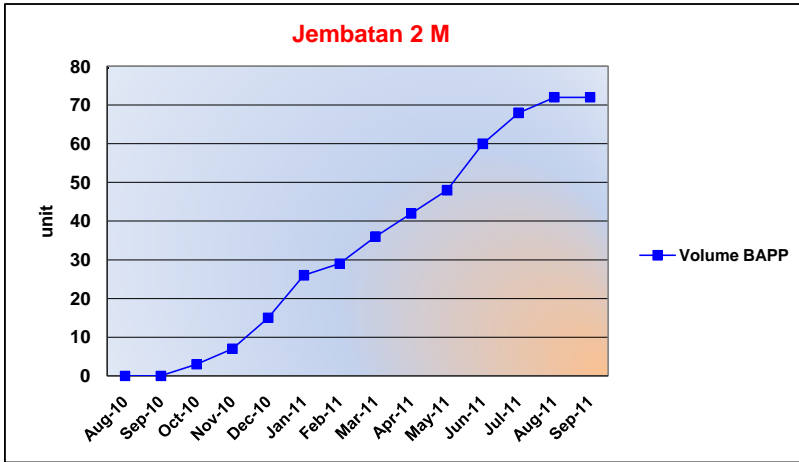
Bulan	Hasil per Bulan	Kumulatif
Aug-10	-	-
Sep-10	-	-
Oct-10	-	-
Nov-10	1.00	1.00
Dec-10	5.00	6.00
Jan-11	14.00	20.00
Feb-11	6.00	26.00
Mar-11	9.00	35.00
Apr-11	4.00	39.00
May-11	6.00	45.00
Jun-11	13.00	58.00
Jul-11	10.00	68.00
Aug-11	16.00	84.00
Sep-11	1.00	85.00
	85.00	



# PT. SAWIT KAPUAS KENCANA

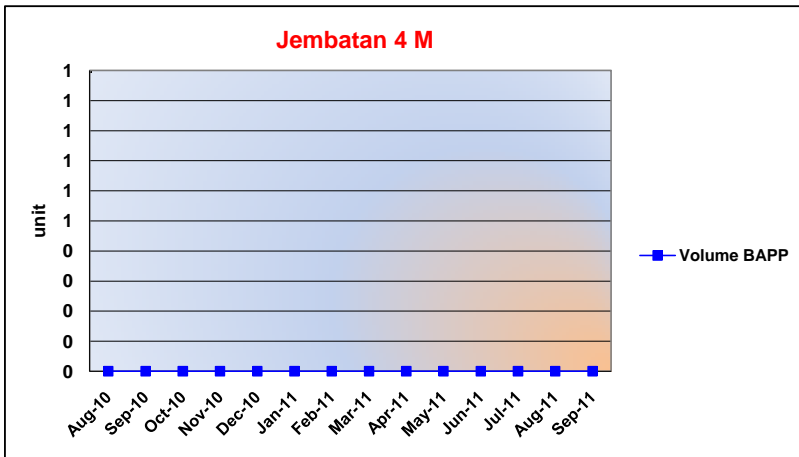
## PROGRESS REPORT - Kebun Sungai Biru

Jenis Pekerjaan	Unit	Vol SPK	Realisasi	%
Jembatan 2 M	Unit	-	72.00	0.00%



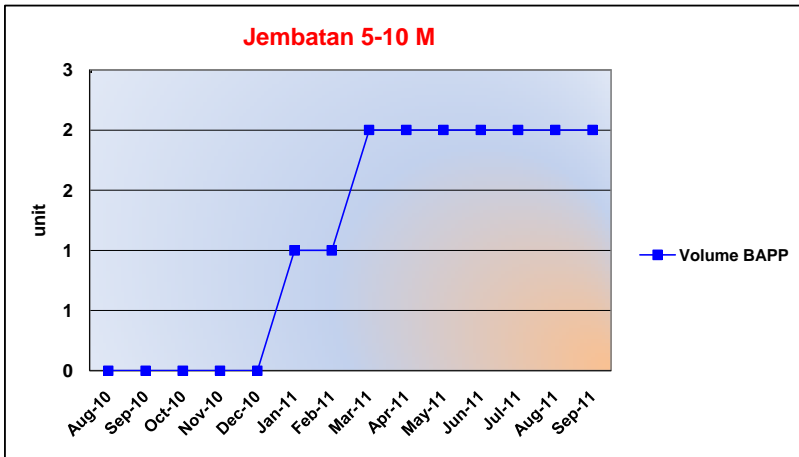
Bulan	Hasil per Bulan	Kumulatif
Aug-10	-	-
Sep-10	-	-
Oct-10	3.00	3.00
Nov-10	4.00	7.00
Dec-10	8.00	15.00
Jan-11	11.00	26.00
Feb-11	3.00	29.00
Mar-11	7.00	36.00
Apr-11	6.00	42.00
May-11	6.00	48.00
Jun-11	12.00	60.00
Jul-11	8.00	68.00
Aug-11	4.00	72.00
Sep-11	-	72.00
	72.00	

Jenis Pekerjaan	Unit	Vol SPK	Realisasi	%
Jembatan 4 M	Unit	-	-	0.00%



Bulan	Hasil per Bulan	Kumulatif
Aug-10	-	-
Sep-10	-	-
Oct-10	-	-
Nov-10	-	-
Dec-10	-	-
Jan-11	-	-
Feb-11	-	-
Mar-11	-	-
Apr-11	-	-
May-11	-	-
Jun-11	-	-
Jul-11	-	-
Aug-11	-	-
Sep-11	-	-
	-	-

Jenis Pekerjaan	Unit	Vol SPK	Realisasi	%
Jembatan 5-10 M	Unit	-	2.00	0.00%



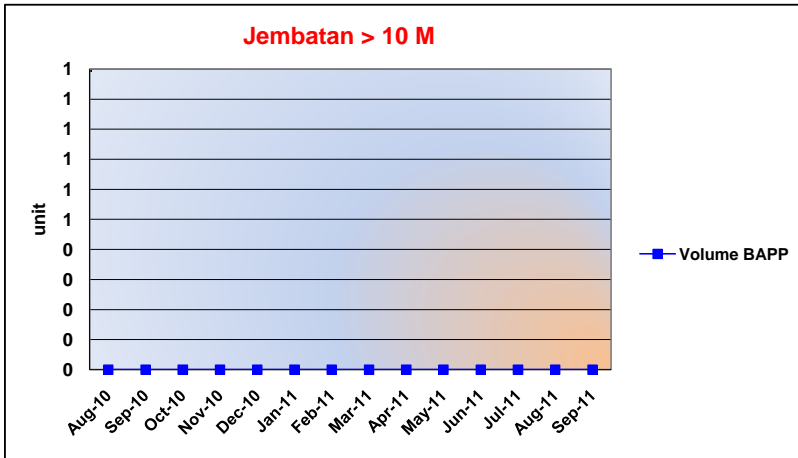
Bulan	Hasil per Bulan	Kumulatif
Aug-10	-	-
Sep-10	-	-
Oct-10	-	-
Nov-10	-	-
Dec-10	-	-
Jan-11	1.00	1.00
Feb-11	-	1.00
Mar-11	1.00	2.00
Apr-11	-	2.00
May-11	-	2.00
Jun-11	-	2.00
Jul-11	-	2.00
Aug-11	-	2.00
Sep-11	-	2.00
	2.00	



# PT. SAWIT KAPUAS KENCANA

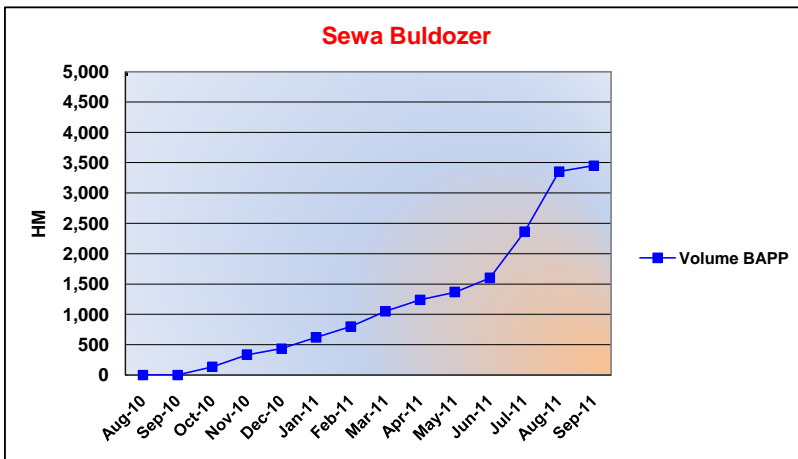
## PROGRESS REPORT - Kebun Sungai Biru

Jenis Pekerjaan	Unit	Vol SPK	Realisasi	%
Jembatan > 10 M	Unit	-	-	0.00%



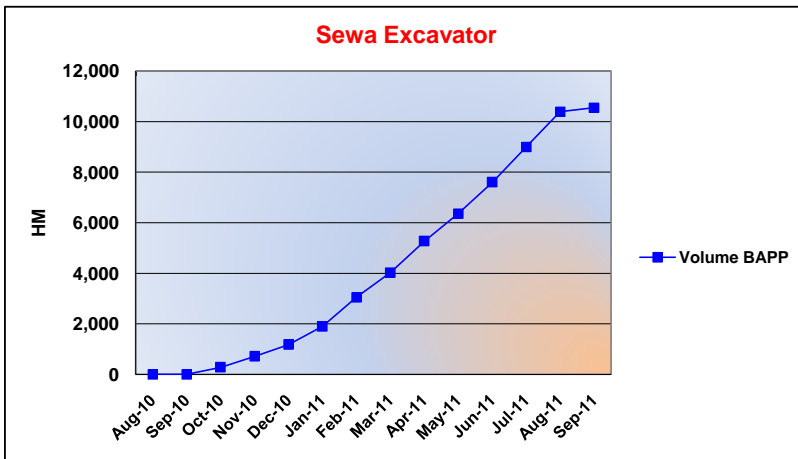
Bulan	Hasil per Bulan	Kumulatif
Aug-10	-	-
Sep-10	-	-
Oct-10	-	-
Nov-10	-	-
Dec-10	-	-
Jan-11	-	-
Feb-11	-	-
Mar-11	-	-
Apr-11	-	-
May-11	-	-
Jun-11	-	-
Jul-11	-	-
Aug-11	-	-
Sep-11	-	-
	-	-

Jenis Pekerjaan	Unit	Vol SPK	Realisasi	%
Sewa Buldozer	HM	-	3,450.40	0.00%



Bulan	Hasil per Bulan	Kumulatif
Aug-10	-	-
Sep-10	-	-
Oct-10	135.40	135.40
Nov-10	197.10	332.50
Dec-10	101.80	434.30
Jan-11	186.50	620.80
Feb-11	179.60	800.40
Mar-11	249.50	1,049.90
Apr-11	189.70	1,239.60
May-11	124.80	1,364.40
Jun-11	233.40	1,597.80
Jul-11	760.10	2,357.90
Aug-11	994.70	3,352.60
Sep-11	97.80	3,450.40
	3,450.40	

Jenis Pekerjaan	Unit	Vol SPK	Realisasi	%
Sewa Excavator	HM	-	10,548.40	0.00%



Bulan	Hasil per Bulan	Kumulatif
Aug-10	-	-
Sep-10	-	-
Oct-10	280.00	280.00
Nov-10	430.00	710.00
Dec-10	464.40	1,174.40
Jan-11	726.30	1,900.70
Feb-11	1,145.40	3,046.10
Mar-11	982.90	4,029.00
Apr-11	1,240.50	5,269.50
May-11	1,092.30	6,361.80
Jun-11	1,236.90	7,598.70
Jul-11	1,399.10	8,997.80
Aug-11	1,390.80	10,388.60
Sep-11	159.80	10,548.40
	10,548.40	