



# PT. SAWIT KAPUAS KENCANA

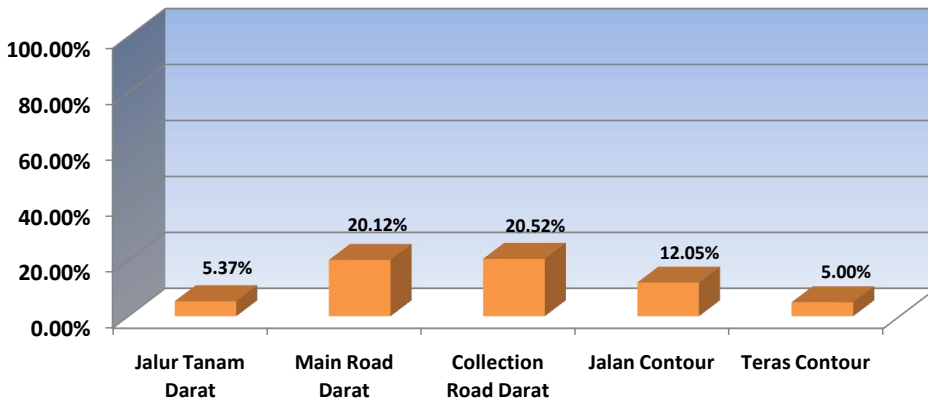
## PROGRESS REPORT - Kebun Sungai Biru

KONTRAK NO :

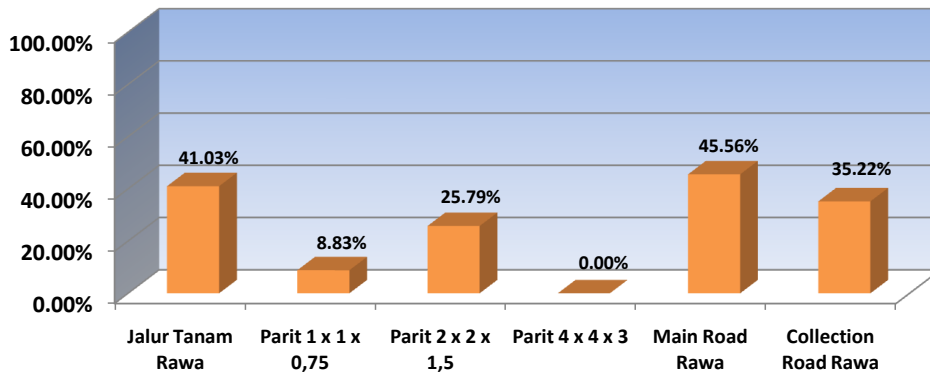
1. 041/PT SKK/JKTO/08/2010-Jalur Tanam, BPRT, & PJLN
2. 042/PT SKK/JKTO/08/2010-SWAB

Jenis Pekerjaan	Unit	Vol SPK 25 Agust '10 s.d 31 Juli '11	Realisasi			%
			AKUMULASI S.D BULAN LALU	BAPP Januari 2011	S.D BAPP Januari 2011	
<b>Bulldozer</b>						
Jalur Tanam Darat	Ha	1,900.00	47.83	54.12	101.95	5.37%
Main Road Darat	Meter	9,180.00	1,349.96	496.72	1,846.68	20.12%
Collection Road Darat	Meter	30,240.00	3,814.30	2,389.61	6,203.91	20.52%
Jalan Contour	Meter	90,000.00	5,378.78	5,465.67	10,844.45	12.05%
Teras Contour	Meter	1,115,000.00	33,739.26	21,976.09	55,715.35	5.00%
Sewa Buldozer	HM	-	434.30	186.50	620.80	
<b>Excavator</b>						
Jalur Tanam Rawa	Ha	100.00	9.13	31.90	41.03	41.03%
Parit 1 x 1 x 0,75	Meter	61,500.00	1,689.75	3,741.83	5,431.58	8.83%
Parit 2 x 2 x 1,5	Meter	22,360.00	1,021.98	4,743.58	5,765.56	25.79%
Parit 4 x 4 x 3	Meter	5,520.00	-	-	-	0.00%
Main Road Rawa	Meter	1,020.00	464.70	-	464.70	45.56%
Collection Road Rawa	Meter	3,360.00	488.87	694.37	1,183.24	35.22%
Gorong-gorong	Unit	-	6.00	14.00	20.00	
Jembatan 2 M	Unit	-	15.00	11.00	26.00	
Jembatan 4 M	Unit	-	-	-	-	
Jembatan 5-10 M	Unit	-	-	1.00	1.00	
Jembatan > 10 M	Unit	-	-	-	-	
Sewa Excavator	HM	-	1,174.40	726.30	1,900.70	

**Pekerjaan Bulldozer**



**Pekerjaan Excavator**



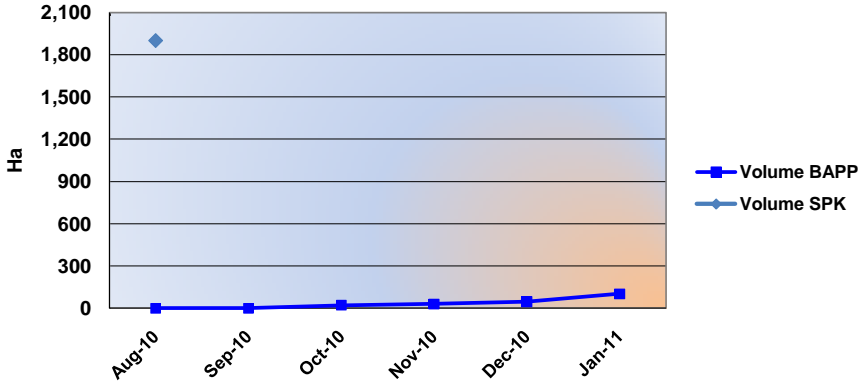


**PROGRESS REPORT - Kebun Sungai Biru**

**Chart & Detail Per Month**

Jenis Pekerjaan	Unit	Vol SPK	Realisasi	%
Jalur Tanam Darat	Ha	1,900.00	101.95	5.37%

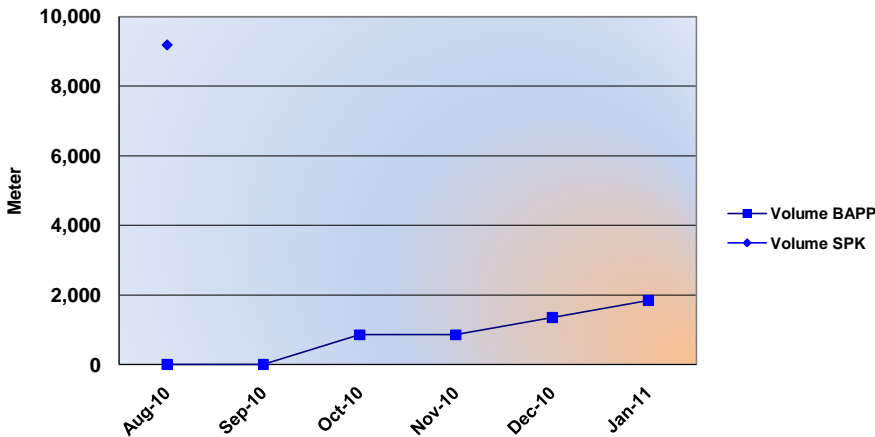
**Jalur Tanam Darat**



Bulan	Hasil per Bulan	Kumulatif
Aug-10	-	-
Sep-10	-	-
Oct-10	21.99	21.99
Nov-10	8.21	30.20
Dec-10	17.63	47.83
Jan-11	54.12	101.95
	101.95	

Jenis Pekerjaan	Unit	Vol SPK	Realisasi	%
Main Road Darat	Meter	9,180.00	1,846.68	20.12%

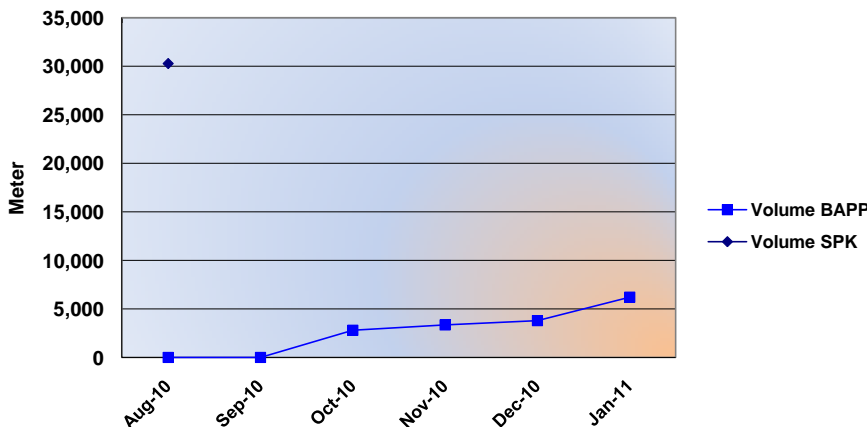
**Main Road Darat**



Bulan	Hasil per Bulan	Kumulatif
Aug-10	-	-
Sep-10	-	-
Oct-10	854.26	854.26
Nov-10	-	854.26
Dec-10	495.70	1,349.96
Jan-11	496.72	1,846.68
	1,846.68	

Jenis Pekerjaan	Unit	Vol SPK	Realisasi	%
Collection Road Darat	Meter	30,240.00	6,203.91	20.52%

**Collection Road Darat**



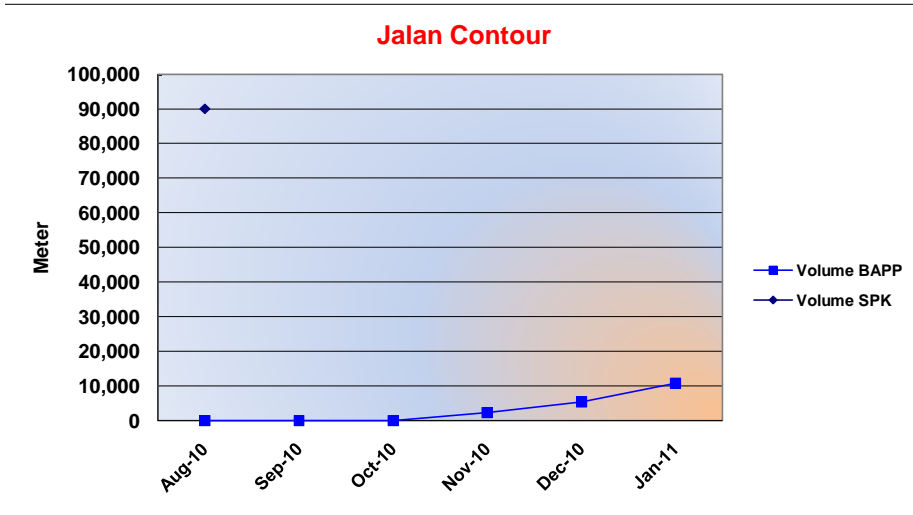
Bulan	Hasil per Bulan	Kumulatif
Aug-10	-	-
Sep-10	-	-
Oct-10	2,810.05	2,810.05
Nov-10	555.20	3,365.25
Dec-10	449.05	3,814.30
Jan-11	2,389.61	6,203.91
	6,203.91	



# PT. SAWIT KAPUAS KENCANA

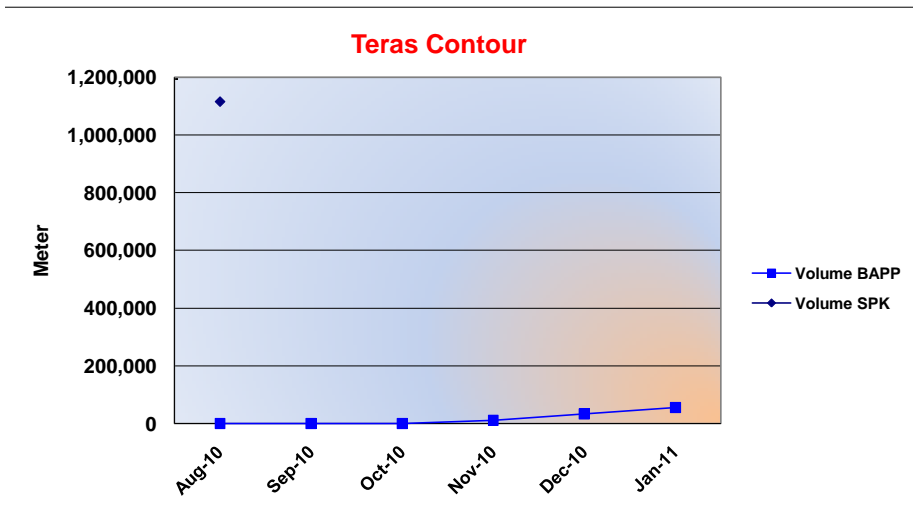
## PROGRESS REPORT - Kebun Sungai Biru

Jenis Pekerjaan	Unit	Vol SPK	Realisasi	%
Jalan Contour	Meter	90,000.00	10,844.45	12.05%



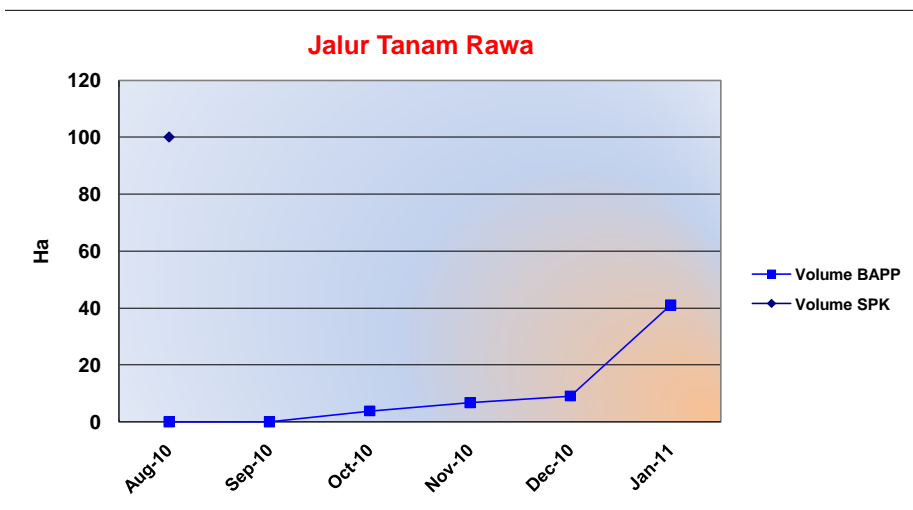
Bulan	Hasil per Bulan	Kumulatif
Aug-10	-	-
Sep-10	-	-
Oct-10	-	-
Nov-10	2,394.40	2,394.40
Dec-10	2,984.38	5,378.78
Jan-11	5,465.67	10,844.45
	10,844.45	

Jenis Pekerjaan	Unit	Vol SPK	Realisasi	%
Teras Contour	Meter	1,115,000.00	55,715.35	5.00%



Bulan	Hasil per Bulan	Kumulatif
Aug-10	-	-
Sep-10	-	-
Oct-10	-	-
Nov-10	11,869.35	11,869.35
Dec-10	21,869.91	33,739.26
Jan-11	21,976.09	55,715.35
	55,715.35	

Jenis Pekerjaan	Unit	Vol SPK	Realisasi	%
Jalur Tanam Rawa	Ha	100.00	41.03	41.03%



Bulan	Hasil per Bulan	Kumulatif
Aug-10	-	-
Sep-10	-	-
Oct-10	3.87	3.87
Nov-10	2.92	6.79
Dec-10	2.34	9.13
Jan-11	31.90	41.03
	41.03	

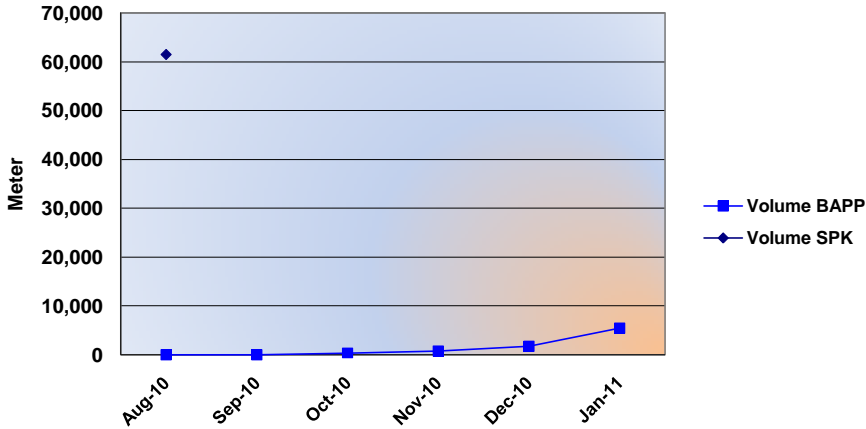


# PT. SAWIT KAPUAS KENCANA

## PROGRESS REPORT - Kebun Sungai Biru

Jenis Pekerjaan	Unit	Vol SPK	Realisasi	%
Parit 1 x 1 x 0,75	Meter	61,500.00	5,431.58	8.83%

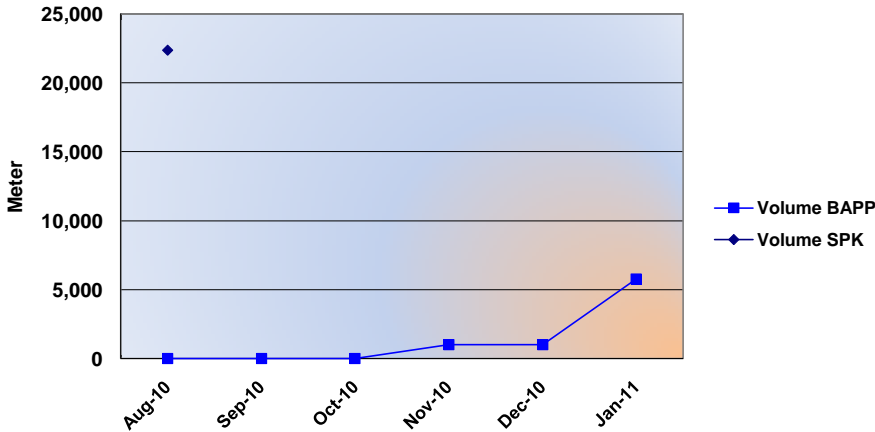
**Parit 1 x 1 x 0,75**



Bulan	Hasil per Bulan	Kumulatif
Aug-10	-	-
Sep-10	-	-
Oct-10	346.14	346.14
Nov-10	431.25	777.39
Dec-10	912.36	1,689.75
Jan-11	3,741.83	5,431.58
	5,431.58	

Jenis Pekerjaan	Unit	Vol SPK	Realisasi	%
Parit 2 x 2 x 1,5	Meter	22,360	5,765.56	25.79%

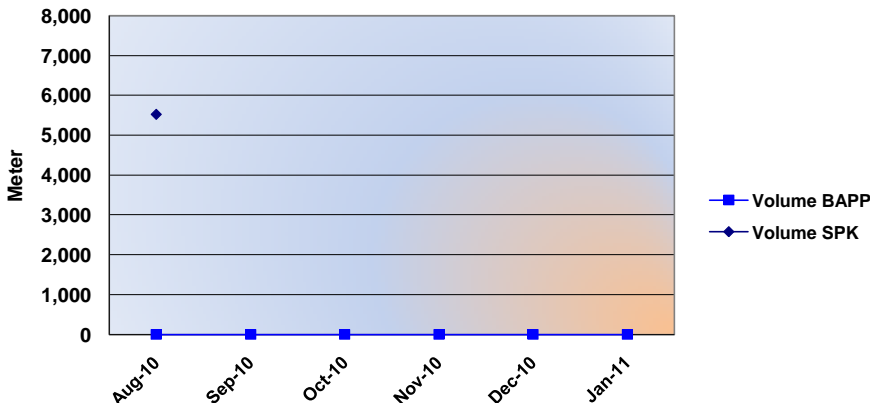
**Parit 2 x 2 x 1,5**



Bulan	Hasil per Bulan	Kumulatif
Aug-10	-	-
Sep-10	-	-
Oct-10	-	-
Nov-10	1,021.98	1,021.98
Dec-10	-	1,021.98
Jan-11	4,743.58	5,765.56
	5,765.56	

Jenis Pekerjaan	Unit	Vol SPK	Realisasi	%
Parit 4 x 4 x 3	Meter	5,520.00	-	0.00%

**Parit 4 x 4 x 3**



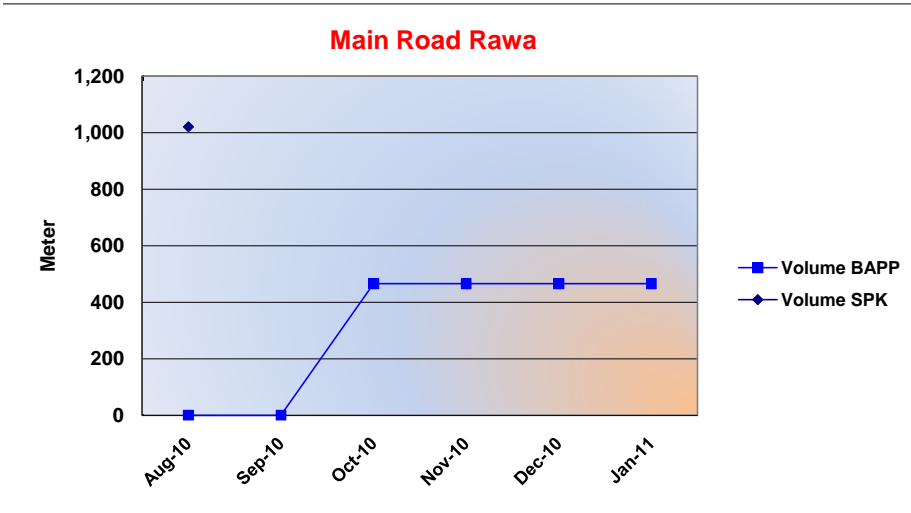
Bulan	Hasil per Bulan	Kumulatif
Aug-10	-	-
Sep-10	-	-
Oct-10	-	-
Nov-10	-	-
Dec-10	-	-
Jan-11	-	-
	-	-



# PT. SAWIT KAPUAS KENCANA

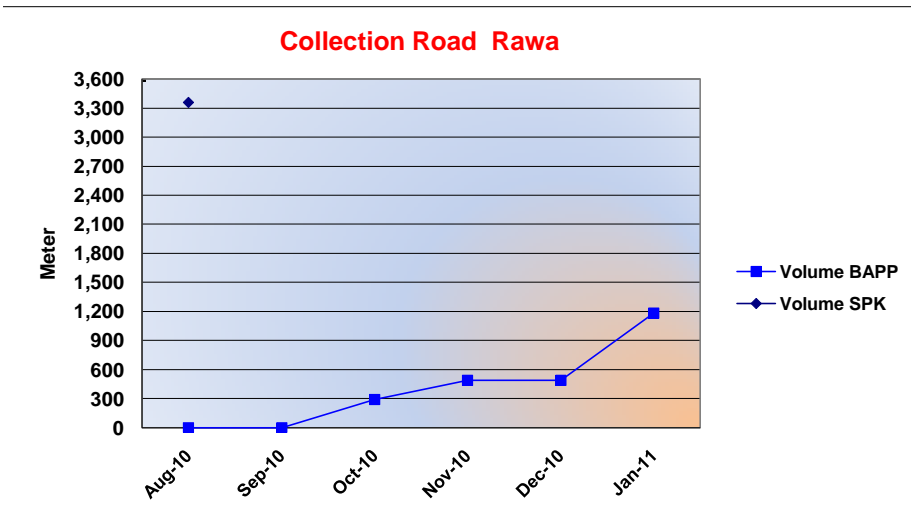
## PROGRESS REPORT - Kebun Sungai Biru

Jenis Pekerjaan	Unit	Vol SPK	Realisasi	%
Main Road Rawa	Meter	1,020.00	464.70	45.56%



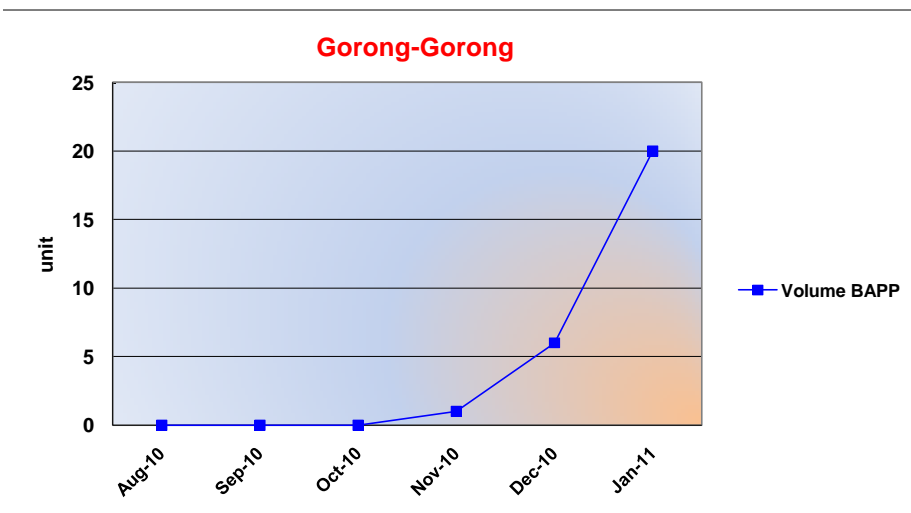
Bulan	Hasil per Bulan	Kumulatif
Aug-10	-	-
Sep-10	-	-
Oct-10	464.70	464.70
Nov-10	-	464.70
Dec-10	-	464.70
Jan-11	-	464.70
	464.70	

Jenis Pekerjaan	Unit	Vol SPK	Realisasi	%
Collection Road Rawa	Meter	3,360.00	1,183.24	35.22%



Bulan	Hasil per Bulan	Kumulatif
Aug-10	-	-
Sep-10	-	-
Oct-10	288.23	288.23
Nov-10	200.64	488.87
Dec-10	-	488.87
Jan-11	694.37	1,183.24
	1,183.24	

Jenis Pekerjaan	Unit	Vol SPK	Realisasi	%
Gorong-gorong	Unit	-	20.00	0.00%



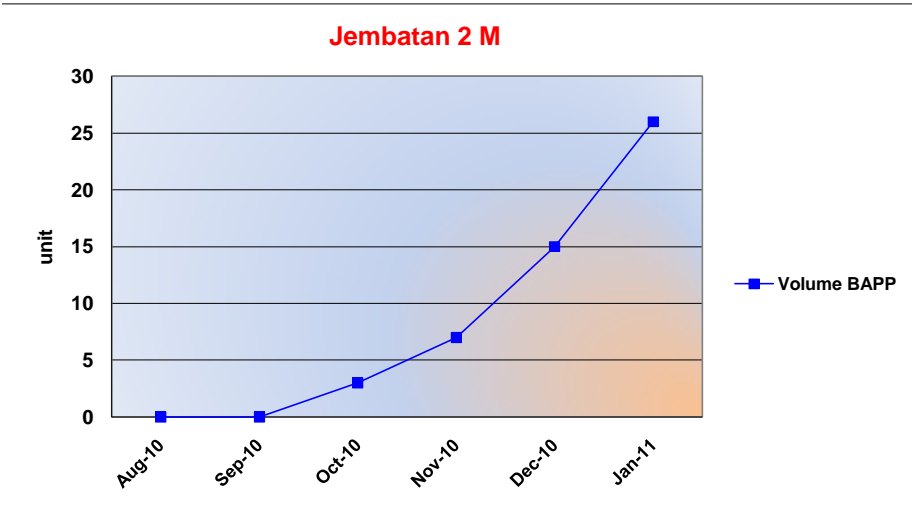
Bulan	Hasil per Bulan	Kumulatif
Aug-10	-	-
Sep-10	-	-
Oct-10	-	-
Nov-10	1.00	1.00
Dec-10	5.00	6.00
Jan-11	14.00	20.00
	20.00	



# PT. SAWIT KAPUAS KENCANA

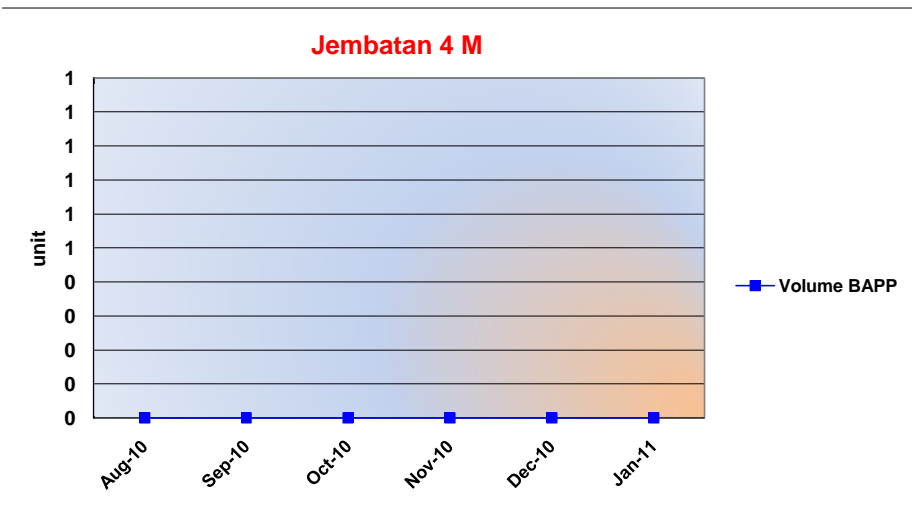
## PROGRESS REPORT - Kebun Sungai Biru

Jenis Pekerjaan	Unit	Vol SPK	Realisasi	%
Jembatan 2 M	Unit	-	26.00	0.00%



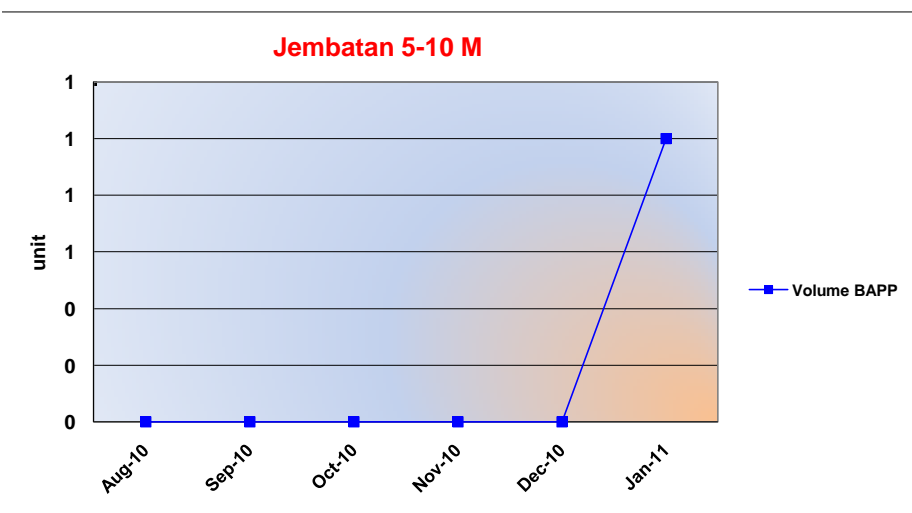
Bulan	Hasil per Bulan	Kumulatif
Aug-10	-	-
Sep-10	-	-
Oct-10	3.00	3.00
Nov-10	4.00	7.00
Dec-10	8.00	15.00
Jan-11	11.00	26.00
	26.00	

Jenis Pekerjaan	Unit	Vol SPK	Realisasi	%
Jembatan 4 M	Unit	-	-	0.00%



Bulan	Hasil per Bulan	Kumulatif
Aug-10	-	-
Sep-10	-	-
Oct-10	-	-
Nov-10	-	-
Dec-10	-	-
Jan-11	-	-
	-	

Jenis Pekerjaan	Unit	Vol SPK	Realisasi	%
Jembatan 5-10 M	Unit	-	1.00	0.00%



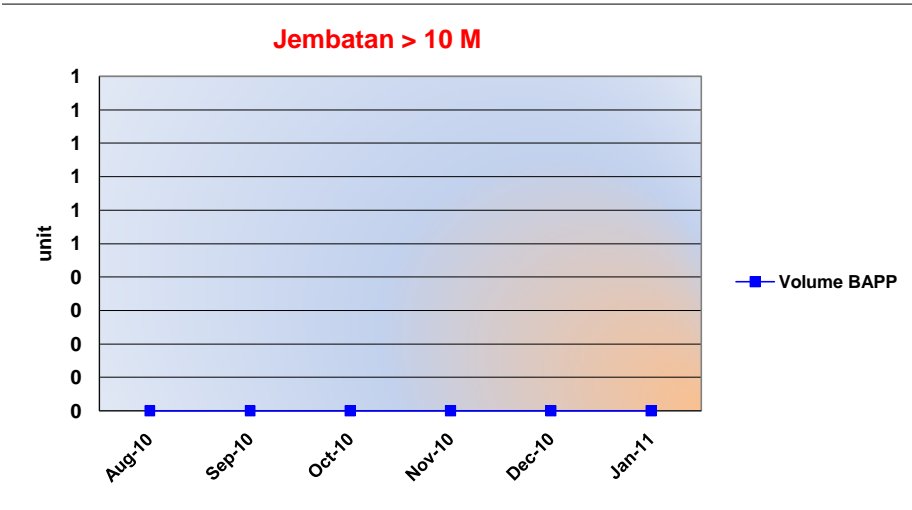
Bulan	Hasil per Bulan	Kumulatif
Aug-10	-	-
Sep-10	-	-
Oct-10	-	-
Nov-10	-	-
Dec-10	-	-
Jan-11	1.00	1.00
	1.00	



# PT. SAWIT KAPUAS KENCANA

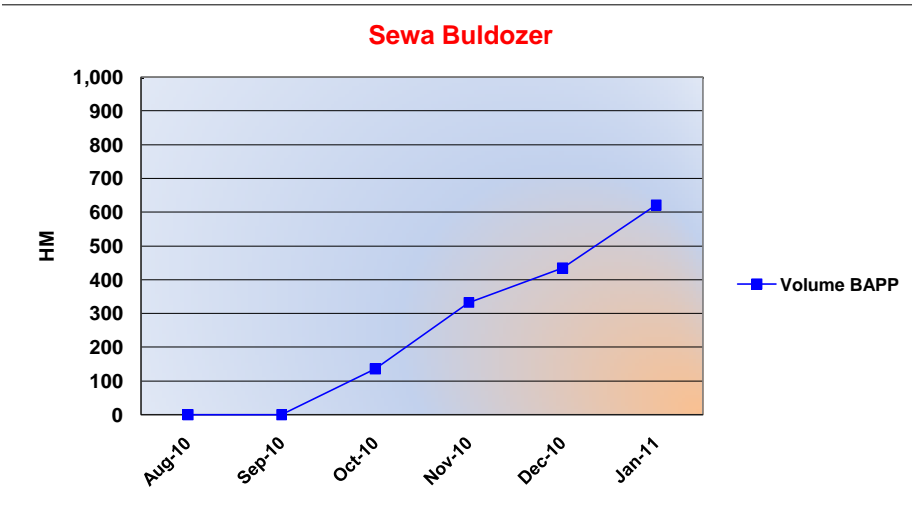
## PROGRESS REPORT - Kebun Sungai Biru

Jenis Pekerjaan	Unit	Vol SPK	Realisasi	%
Jembatan > 10 M	Unit	-	-	0.00%



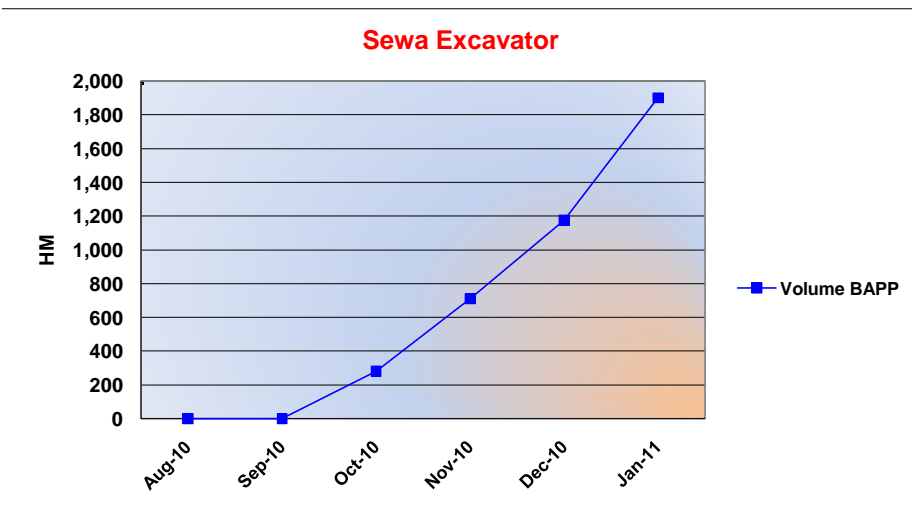
Bulan	Hasil per Bulan	Kumulatif
Aug-10	-	-
Sep-10	-	-
Oct-10	-	-
Nov-10	-	-
Dec-10	-	-
Jan-11	-	-
	-	-

Jenis Pekerjaan	Unit	Vol SPK	Realisasi	%
Sewa Buldozer	HM	-	620.80	0.00%



Bulan	Hasil per Bulan	Kumulatif
Aug-10	-	-
Sep-10	-	-
Oct-10	135.40	135.40
Nov-10	197.10	332.50
Dec-10	101.80	434.30
Jan-11	186.50	620.80
	620.80	

Jenis Pekerjaan	Unit	Vol SPK	Realisasi	%
Sewa Excavator	HM	-	1,900.70	0.00%



Bulan	Hasil per Bulan	Kumulatif
Aug-10	-	-
Sep-10	-	-
Oct-10	280.00	280.00
Nov-10	430.00	710.00
Dec-10	464.40	1,174.40
Jan-11	726.30	1,900.70
	1,900.70	