



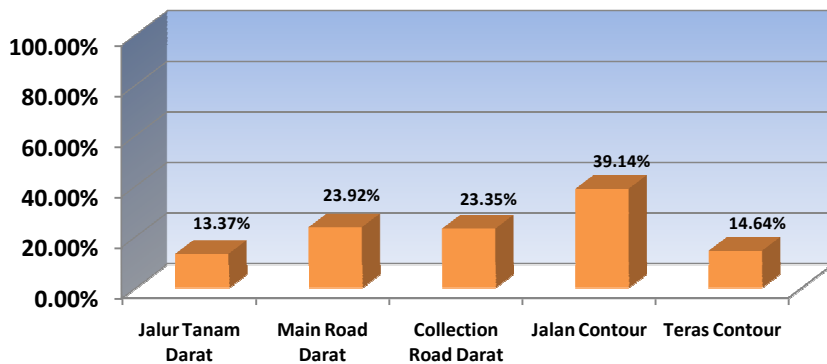
PROGRESS REPORT - Kebun Sungai Biru

KONTRAK NO :

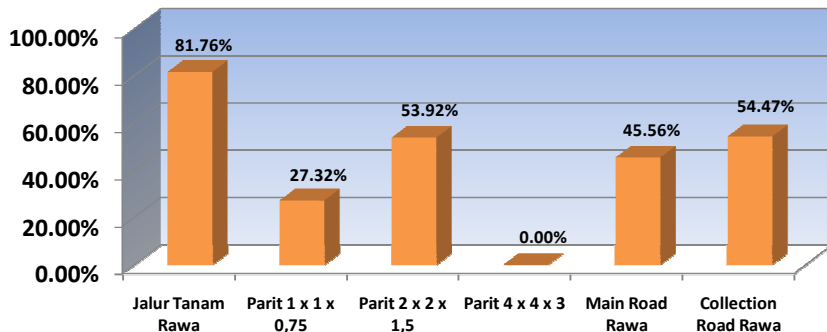
- 1. 041/PT SKK/JKTO/08/2010-Jalur Tanam, BPRT, & PJLN
- 2. 042/PT SKK/JKTO/08/2010-SWAB

Jenis Pekerjaan	Unit	Vol SPK 25 Agust '10 sd 31 Juli '11	Realisasi			%
			AKUMULASI S.D BULAN LALU	BAPP April 2011	S.D BAPP April 2011	
Bulldozer						
Jalur Tanam Darat	Ha	1,900.00	214.09	39.93	254.02	13.37%
Main Road Darat	Meter	9,180.00	2,195.91	-	2,195.91	23.92%
Collection Road Darat	Meter	30,240.00	7,061.49	-	7,061.49	23.35%
Jalan Contour	Meter	90,000.00	25,332.85	9,890.19	35,223.04	39.14%
Teras Contour	Meter	1,115,000.00	107,769.96	55,515.73	163,285.69	14.64%
Sewa Bulldozer	HM	-	1,049.90	189.70	1,239.60	
Excavator						
Jalur Tanam Rawa	Ha	100.00	67.11	14.65	81.76	81.76%
Parit 1 x 1 x 0,75	Meter	61,500.00	14,300.14	2,502.95	16,803.09	27.32%
Parit 2 x 2 x 1,5	Meter	22,360.00	10,164.78	1,891.82	12,056.60	53.92%
Parit 4 x 4 x 3	Meter	5,520.00	-	-	-	0.00%
Main Road Rawa	Meter	1,020.00	464.70	-	464.70	45.56%
Collection Road Rawa	Meter	3,360.00	1,371.80	458.28	1,830.08	54.47%
Gorong-gorong	Unit	-	35.00	4.00	39.00	
Jembatan 2 M	Unit	-	36.00	6.00	42.00	
Jembatan 4 M	Unit	-	-	-	-	
Jembatan 5-10 M	Unit	-	2.00	-	2.00	
Jembatan > 10 M	Unit	-	-	-	-	
Sewa Excavator	HM	-	4,029.00	1,240.50	5,269.50	

Pekerjaan Bulldozer



Pekerjaan Excavator

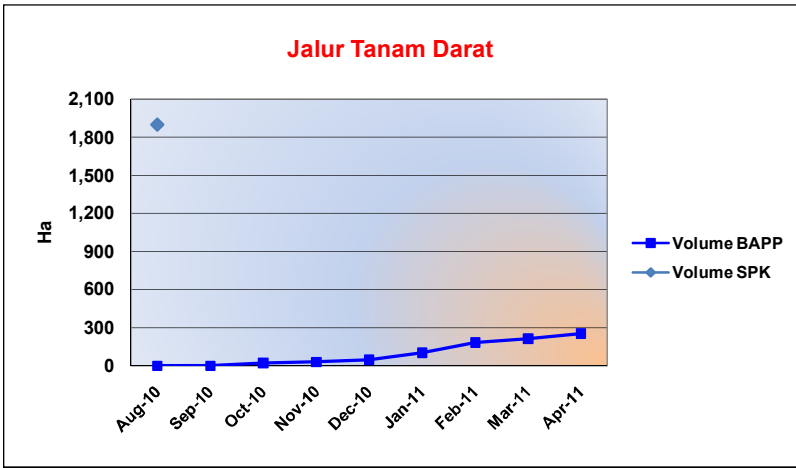




PROGRESS REPORT - Kebun Sungai Biru

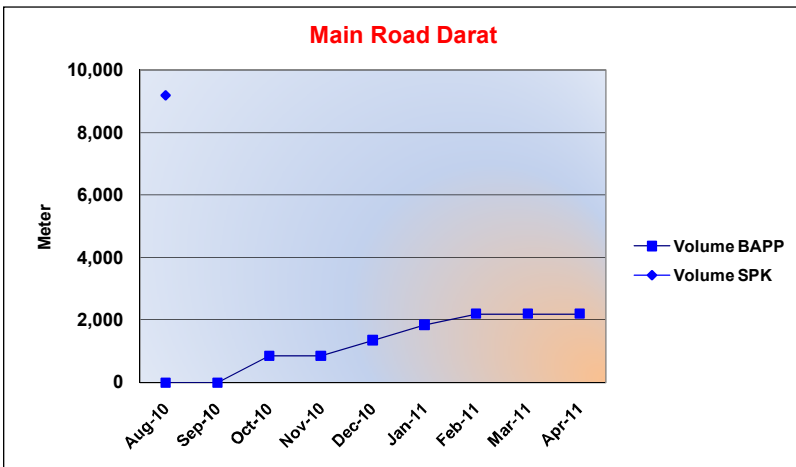
Chart & Detail Per Month

Jenis Pekerjaan	Unit	Vol SPK	Realisasi	%
Jalur Tanam Darat	Ha	1,900.00	254.02	13.37%



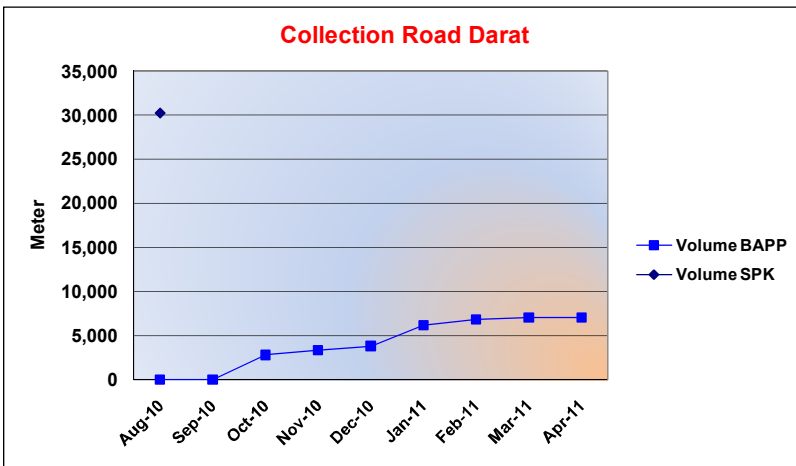
Bulan	Hasil per Bulan	Kumulatif
Aug-10	-	-
Sep-10	-	-
Oct-10	21.99	21.99
Nov-10	8.21	30.20
Dec-10	17.63	47.83
Jan-11	54.12	101.95
Feb-11	81.10	183.05
Mar-11	31.04	214.09
Apr-11	39.93	254.02
	254.02	

Jenis Pekerjaan	Unit	Vol SPK	Realisasi	%
Main Road Darat	Meter	9,180.00	2,195.91	23.92%



Bulan	Hasil per Bulan	Kumulatif
Aug-10	-	-
Sep-10	-	-
Oct-10	854.26	854.26
Nov-10	-	854.26
Dec-10	495.70	1,349.96
Jan-11	496.72	1,846.68
Feb-11	349.23	2,195.91
Mar-11	-	2,195.91
Apr-11	-	2,195.91
	2,195.91	

Jenis Pekerjaan	Unit	Vol SPK	Realisasi	%
Collection Road Darat	Meter	30,240.00	7,061.49	23.35%



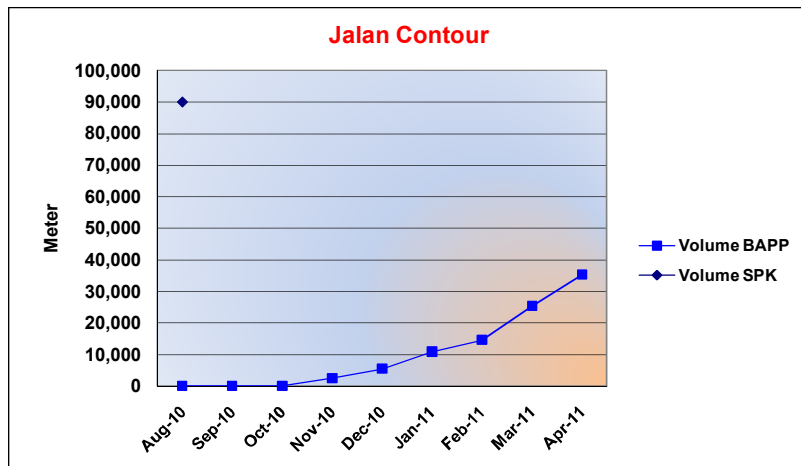
Bulan	Hasil per Bulan	Kumulatif
Aug-10	-	-
Sep-10	-	-
Oct-10	2,810.05	2,810.05
Nov-10	555.20	3,365.25
Dec-10	449.05	3,814.30
Jan-11	2,389.61	6,203.91
Feb-11	624.02	6,827.93
Mar-11	233.56	7,061.49
Apr-11	-	7,061.49
	7,061.49	



PT. SAWIT KAPUAS KENCANA

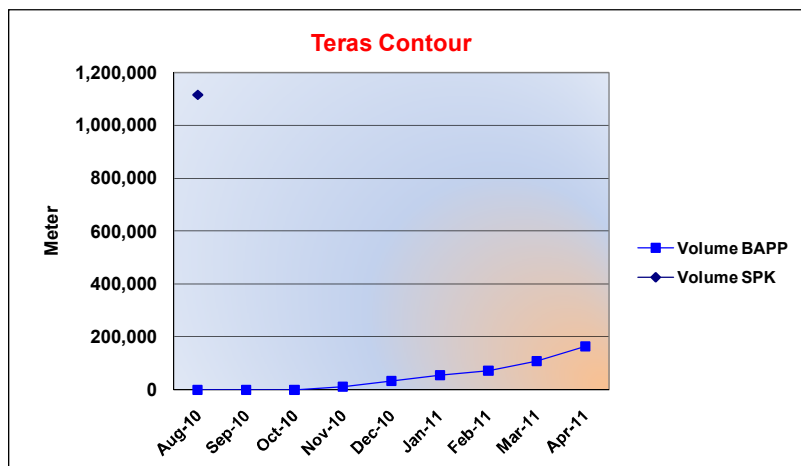
PROGRESS REPORT - Kebun Sungai Biru

Jenis Pekerjaan	Unit	Vol SPK	Realisasi	%
Jalan Contour	Meter	90,000.00	35,223.04	39.14%



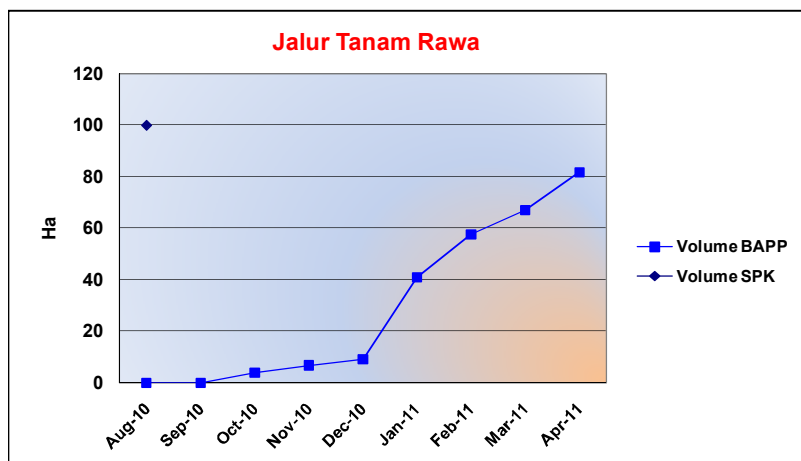
Bulan	Hasil per Bulan	Kumulatif
Aug-10	-	-
Sep-10	-	-
Oct-10	-	-
Nov-10	2,394.40	2,394.40
Dec-10	2,984.38	5,378.78
Jan-11	5,465.67	10,844.45
Feb-11	3,663.76	14,508.21
Mar-11	10,824.64	25,332.85
Apr-11	9,890.19	35,223.04
	35,223.04	

Jenis Pekerjaan	Unit	Vol SPK	Realisasi	%
Teras Contour	Meter	1,115,000.00	163,285.69	14.64%



Bulan	Hasil per Bulan	Kumulatif
Aug-10	-	-
Sep-10	-	-
Oct-10	-	-
Nov-10	11,869.35	11,869.35
Dec-10	21,869.91	33,739.26
Jan-11	21,976.09	55,715.35
Feb-11	16,571.12	72,286.47
Mar-11	35,483.49	107,769.96
Apr-11	55,515.73	163,285.69
	163,285.69	

Jenis Pekerjaan	Unit	Vol SPK	Realisasi	%
Jalur Tanam Rawa	Ha	100.00	81.76	81.76%

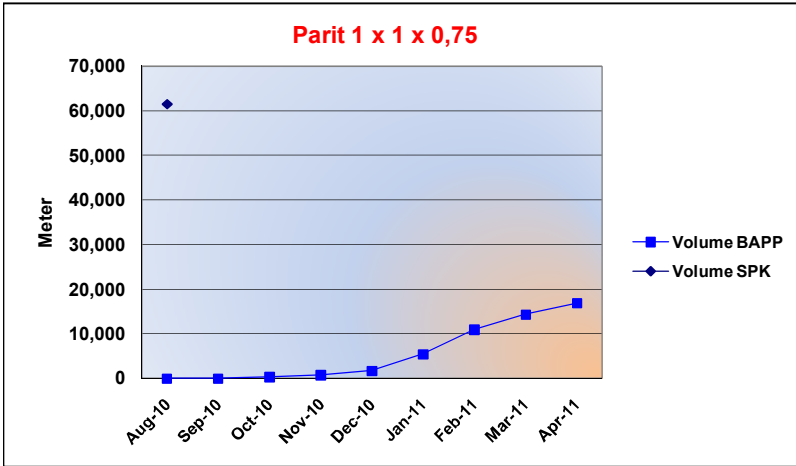


Bulan	Hasil per Bulan	Kumulatif
Aug-10	-	-
Sep-10	-	-
Oct-10	3.87	3.87
Nov-10	2.92	6.79
Dec-10	2.34	9.13
Jan-11	31.90	41.03
Feb-11	16.71	57.74
Mar-11	9.37	67.11
Apr-11	14.65	81.76
	81.76	



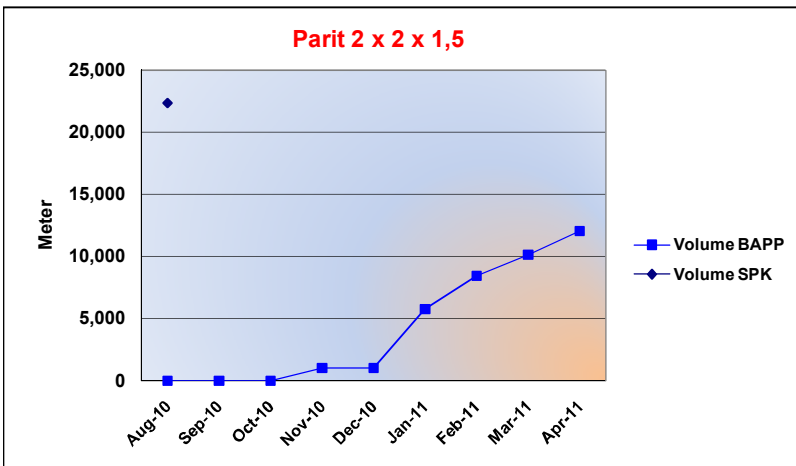
PROGRESS REPORT - Kebun Sungai Biru

Jenis Pekerjaan	Unit	Vol SPK	Realisasi	%
Parit 1 x 1 x 0,75	Meter	61,500.00	16,803.09	27.32%



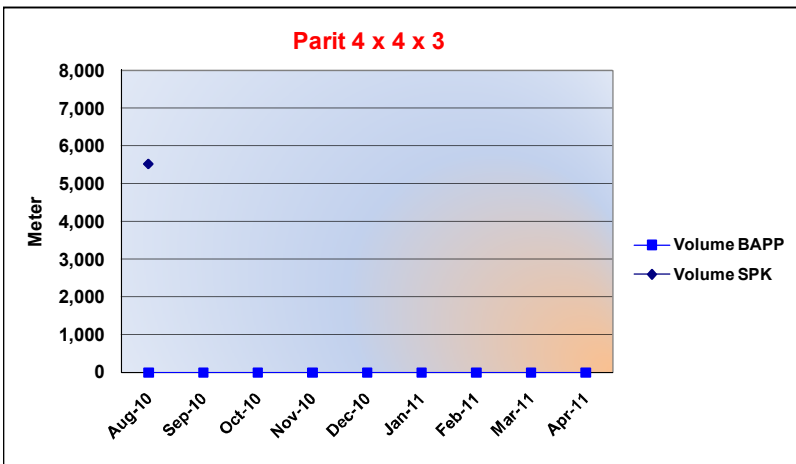
Bulan	Hasil per Bulan	Kumulatif
Aug-10	-	-
Sep-10	-	-
Oct-10	346.14	346.14
Nov-10	431.25	777.39
Dec-10	912.36	1,689.75
Jan-11	3,741.83	5,431.58
Feb-11	5,499.35	10,930.93
Mar-11	3,369.21	14,300.14
Apr-11	2,502.95	16,803.09
	16,803.09	

Jenis Pekerjaan	Unit	Vol SPK	Realisasi	%
Parit 2 x 2 x 1,5	Meter	22,360	12,056.60	53.92%



Bulan	Hasil per Bulan	Kumulatif
Aug-10	-	-
Sep-10	-	-
Oct-10	-	-
Nov-10	1,021.98	1,021.98
Dec-10	-	1,021.98
Jan-11	4,743.58	5,765.56
Feb-11	2,699.61	8,465.17
Mar-11	1,699.61	10,164.78
Apr-11	1,891.82	12,056.60
	12,056.60	

Jenis Pekerjaan	Unit	Vol SPK	Realisasi	%
Parit 4 x 4 x 3	Meter	5,520.00	-	0.00%



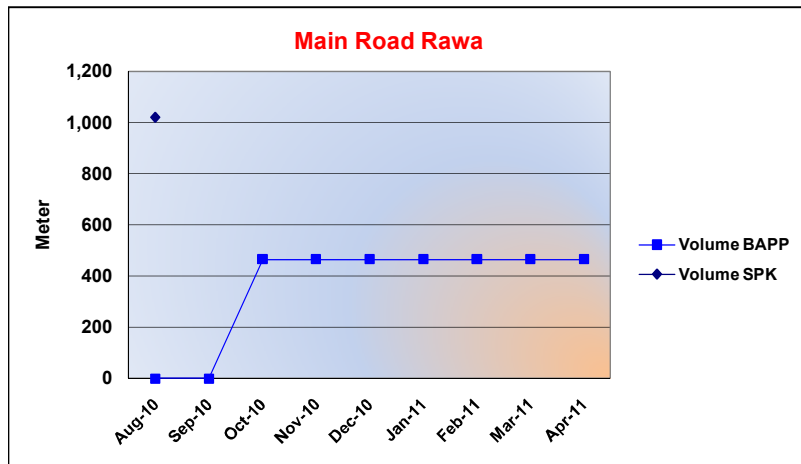
Bulan	Hasil per Bulan	Kumulatif
Aug-10	-	-
Sep-10	-	-
Oct-10	-	-
Nov-10	-	-
Dec-10	-	-
Jan-11	-	-
Feb-11	-	-
Mar-11	-	-
Apr-11	-	-
	-	-



PT. SAWIT KAPUAS KENCANA

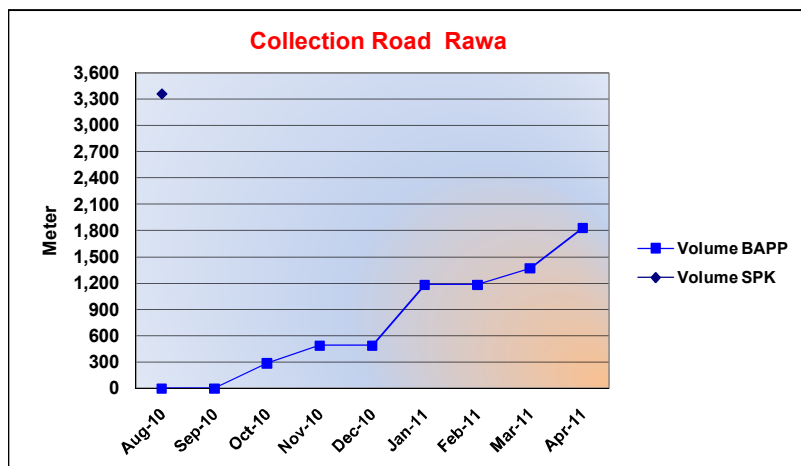
PROGRESS REPORT - Kebun Sungai Biru

Jenis Pekerjaan	Unit	Vol SPK	Realisasi	%
Main Road Rawa	Meter	1,020.00	464.70	45.56%



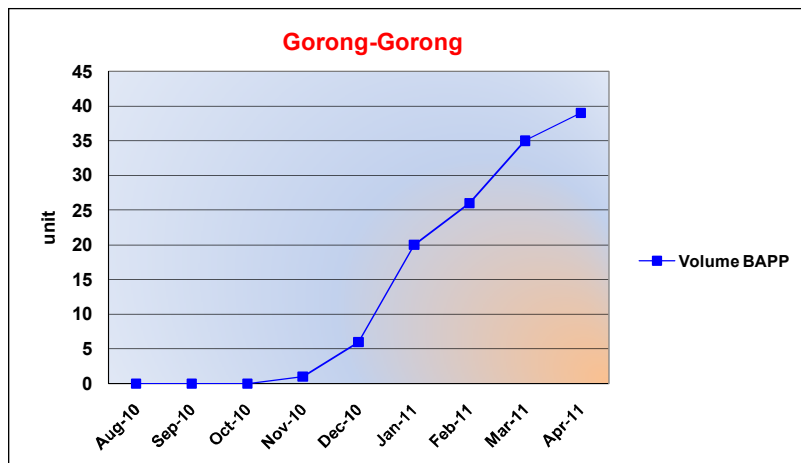
Bulan	Hasil per Bulan	Kumulatif
Aug-10	-	-
Sep-10	-	-
Oct-10	464.70	464.70
Nov-10	-	464.70
Dec-10	-	464.70
Jan-11	-	464.70
Feb-11	-	464.70
Mar-11	-	464.70
Apr-11	-	464.70
	464.70	

Jenis Pekerjaan	Unit	Vol SPK	Realisasi	%
Collection Road Rawa	Meter	3,360.00	1,830.08	54.47%



Bulan	Hasil per Bulan	Kumulatif
Aug-10	-	-
Sep-10	-	-
Oct-10	288.23	288.23
Nov-10	200.64	488.87
Dec-10	-	488.87
Jan-11	694.37	1,183.24
Feb-11	-	1,183.24
Mar-11	188.56	1,371.80
Apr-11	458.28	1,830.08
	1,830.08	

Jenis Pekerjaan	Unit	Vol SPK	Realisasi	%
Gorong-gorong	Unit	-	39.00	0.00%

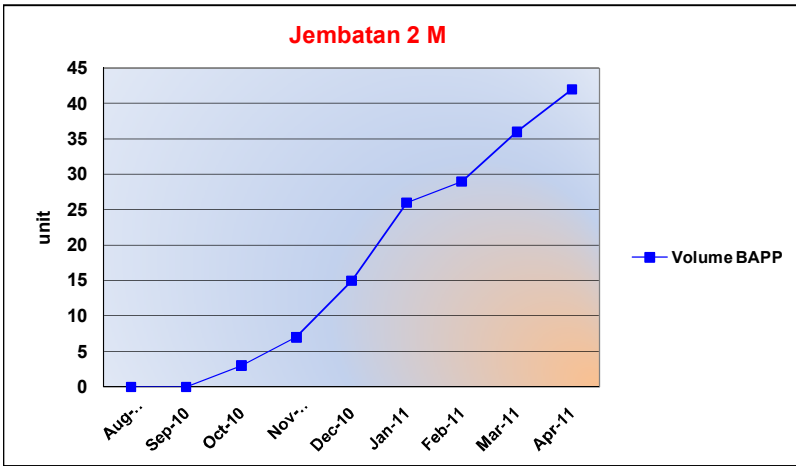


Bulan	Hasil per Bulan	Kumulatif
Aug-10	-	-
Sep-10	-	-
Oct-10	-	-
Nov-10	1.00	1.00
Dec-10	5.00	6.00
Jan-11	14.00	20.00
Feb-11	6.00	26.00
Mar-11	9.00	35.00
Apr-11	4.00	39.00
	39.00	



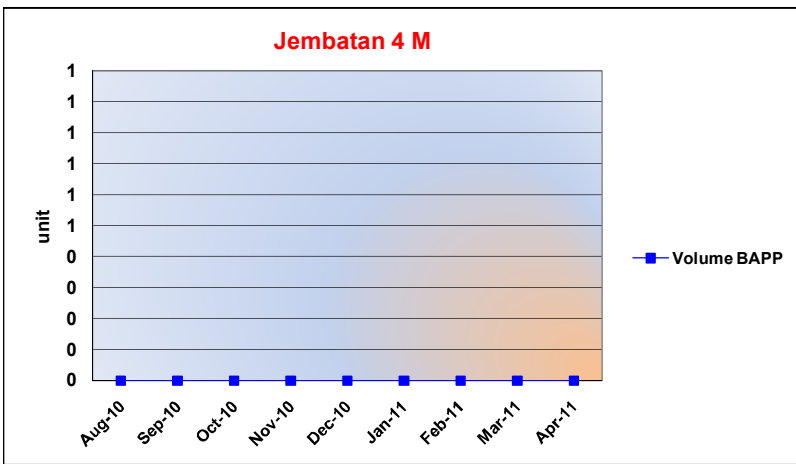
PROGRESS REPORT - Kebun Sungai Biru

Jenis Pekerjaan	Unit	Vol SPK	Realisasi	%
Jembatan 2 M	Unit	-	42.00	0.00%



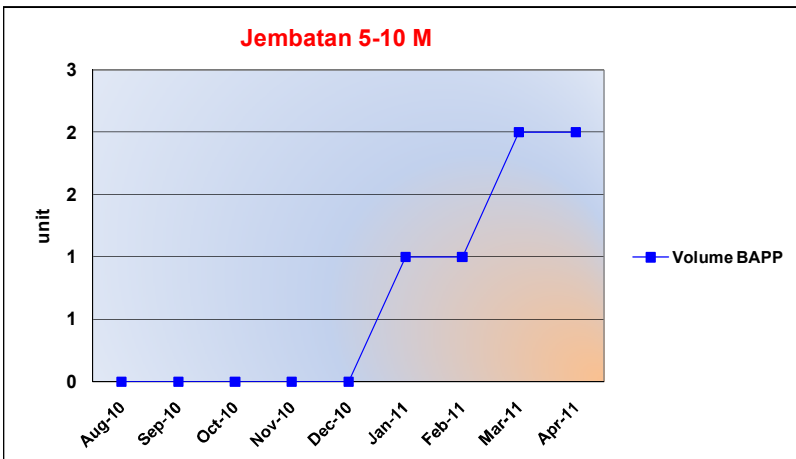
Bulan	Hasil per Bulan	Kumulatif
Aug-10	-	-
Sep-10	-	-
Oct-10	3.00	3.00
Nov-10	4.00	7.00
Dec-10	8.00	15.00
Jan-11	11.00	26.00
Feb-11	3.00	29.00
Mar-11	7.00	36.00
Apr-11	6.00	42.00
	42.00	

Jenis Pekerjaan	Unit	Vol SPK	Realisasi	%
Jembatan 4 M	Unit	-	-	0.00%



Bulan	Hasil per Bulan	Kumulatif
Aug-10	-	-
Sep-10	-	-
Oct-10	-	-
Nov-10	-	-
Dec-10	-	-
Jan-11	-	-
Feb-11	-	-
Mar-11	-	-
Apr-11	-	-
	-	-

Jenis Pekerjaan	Unit	Vol SPK	Realisasi	%
Jembatan 5-10 M	Unit	-	2.00	0.00%

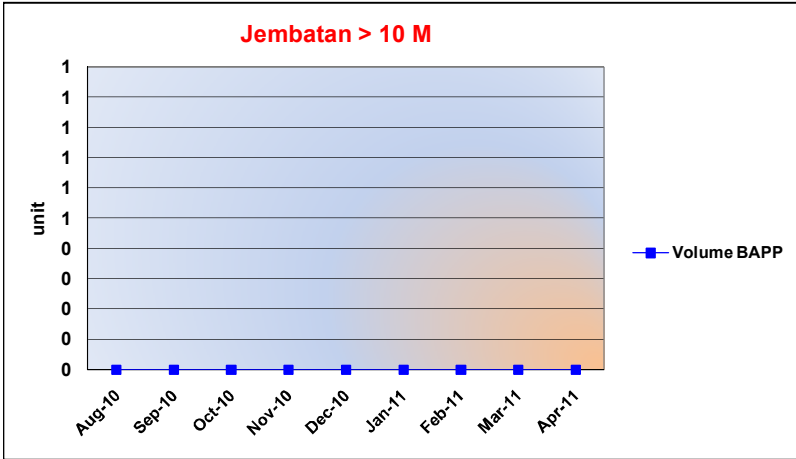


Bulan	Hasil per Bulan	Kumulatif
Aug-10	-	-
Sep-10	-	-
Oct-10	-	-
Nov-10	-	-
Dec-10	-	-
Jan-11	1.00	1.00
Feb-11	-	1.00
Mar-11	1.00	2.00
Apr-11	-	2.00
	2.00	



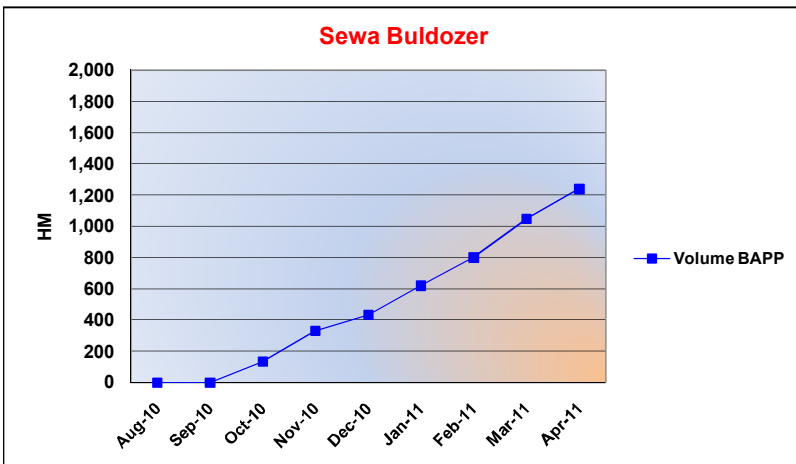
PROGRESS REPORT - Kebun Sungai Biru

Jenis Pekerjaan	Unit	Vol SPK	Realisasi	%
Jembatan > 10 M	Unit	-	-	0.00%



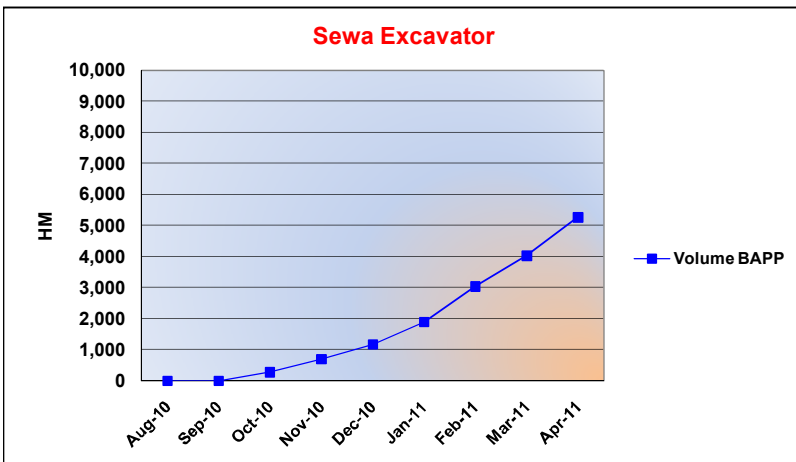
Bulan	Hasil per Bulan	Kumulatif
Aug-10	-	-
Sep-10	-	-
Oct-10	-	-
Nov-10	-	-
Dec-10	-	-
Jan-11	-	-
Feb-11	-	-
Mar-11	-	-
Apr-11	-	-
	-	-

Jenis Pekerjaan	Unit	Vol SPK	Realisasi	%
Sewa Buldozer	HM	-	1,239.60	0.00%



Bulan	Hasil per Bulan	Kumulatif
Aug-10	-	-
Sep-10	-	-
Oct-10	135.40	135.40
Nov-10	197.10	332.50
Dec-10	101.80	434.30
Jan-11	186.50	620.80
Feb-11	179.60	800.40
Mar-11	249.50	1,049.90
Apr-11	189.70	1,239.60
	1,239.60	

Jenis Pekerjaan	Unit	Vol SPK	Realisasi	%
Sewa Excavator	HM	-	5,269.50	0.00%



Bulan	Hasil per Bulan	Kumulatif
Aug-10	-	-
Sep-10	-	-
Oct-10	280.00	280.00
Nov-10	430.00	710.00
Dec-10	464.40	1,174.40
Jan-11	726.30	1,900.70
Feb-11	1,145.40	3,046.10
Mar-11	982.90	4,029.00
Apr-11	1,240.50	5,269.50
	5,269.50	