



PROGRESS REPORT - Kebun Nusantara

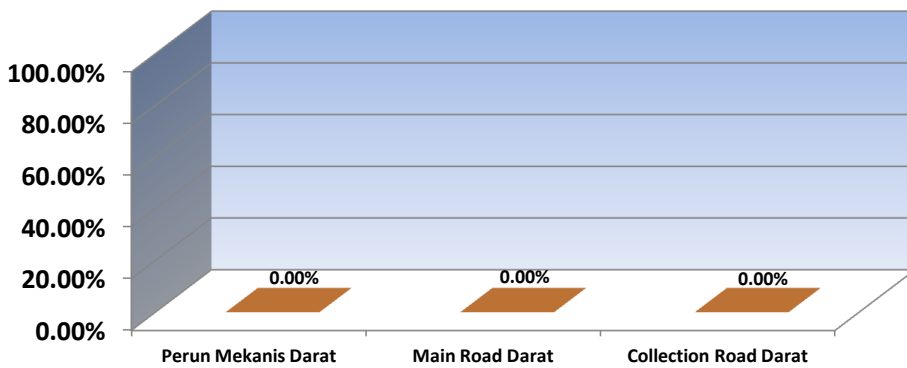
KONTRAK NO :

1. NSP/JKTO/04/09/001-PL

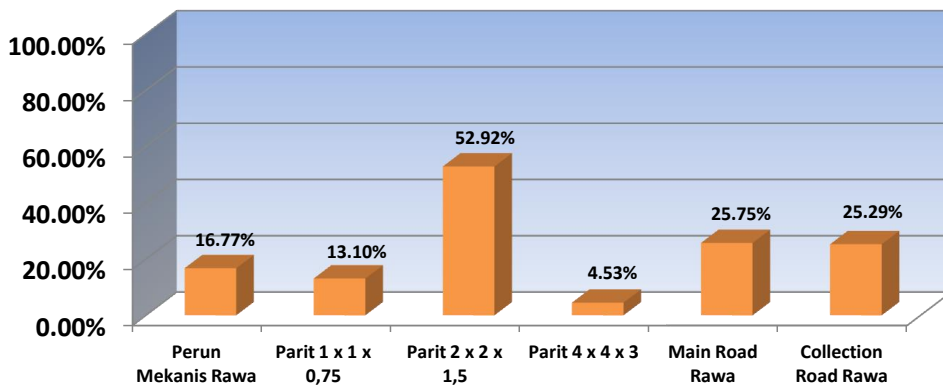
2. NSP/JKTO/01/09/002-SWAB

Jenis Pekerjaan	Unit	Vol SPK 12 Jan' 2009 s.d 31 Des' 2011	Realisasi			%
			AKUMULASI S.D BULAN LALU	BAPP Nov' 2011	S.D BAPP Nov' 2011	
Bulldozer						
Perun Mekanis Darat	Ha	1,000.00	-	-	-	0.00%
Main Road Darat	Meter	10,500.00	-	-	-	0.00%
Collection Road Darat	Meter	34,000.00	-	-	-	0.00%
Sewa Bulldozer	HM	-	-	-	-	-
Excavator						
Perun Mekanis Rawa	Ha	9,000.00	1,430.57	78.36	1,508.93	16.77%
Parit 1 x 1 x 0,75	Meter	3,000,000.00	341,283.00	51,745.00	393,028.00	13.10%
Parit 2 x 2 x 1,5	Meter	90,000.00	38,933.50	8,694.00	47,627.50	52.92%
Parit 4 x 4 x 3	Meter	105,000.00	4,752.00	-	4,752.00	4.53%
Main Road Rawa	Meter	92,000.00	22,135.00	1,553.00	23,688.00	25.75%
Collection Road Rawa	Meter	302,500.00	66,037.00	10,456.00	76,493.00	25.29%
Gorong-gorong 1 M	Unit	-	3.00	-	3.00	-
Jembatan Kayu 2 M	Unit	-	-	-	-	-
Jembatan Kayu 4 M	Unit	-	72.00	14.00	86.00	-
Jembatan Kayu 5-10 M	Unit	-	2.00	-	2.00	-
Sewa Excavator	HM	-	6,844.00	703.00	7,547.00	-

Pekerjaan Bulldozer



Pekerjaan Excavator

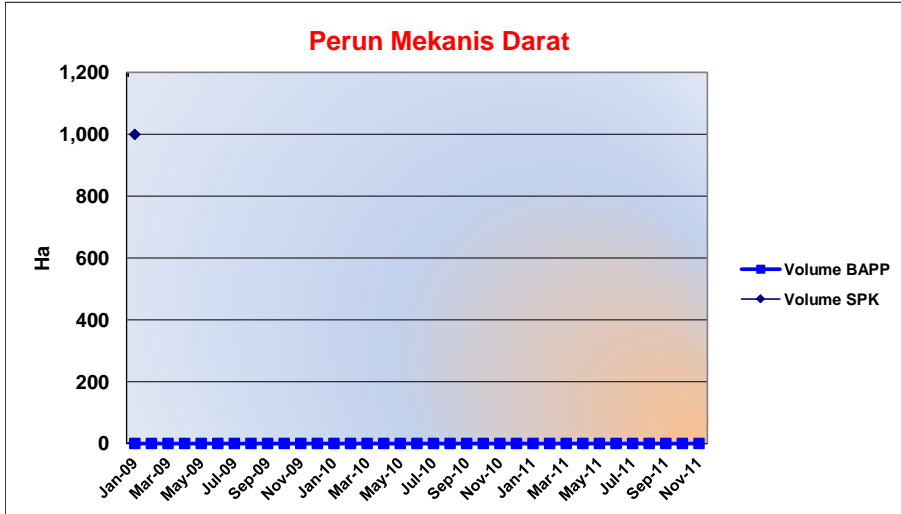




PROGRESS REPORT - Kebun Nusantara

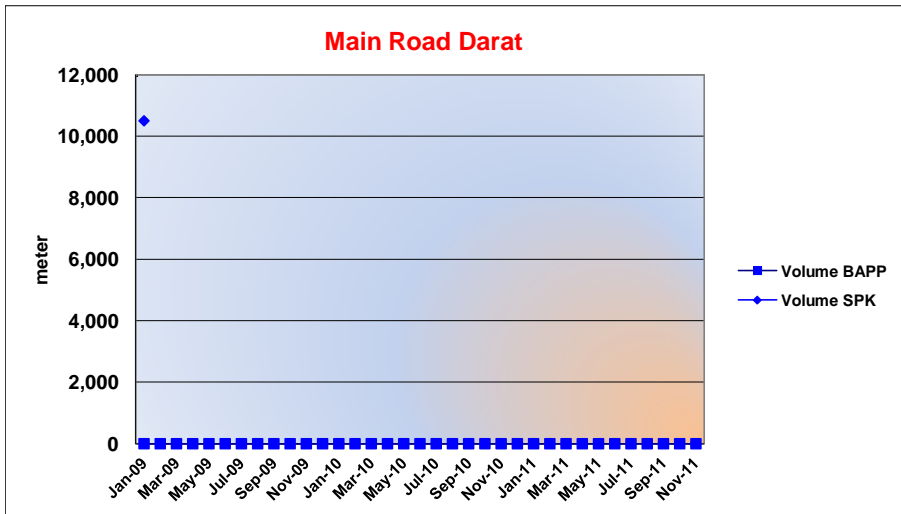
Chart & Detail Per Month

Jenis Pekerjaan	Unit	Vol SPK	Realisasi	%
Perun Mekanis Darat	Ha	1,000.00	-	0.00%



Bulan	Hasil per Bulan	Kumulatif
Jan-09	-	-
Feb-09	-	-
Mar-09	-	-
Apr-09	-	-
May-09	-	-
Jun-09	-	-
Jul-09	-	-
Aug-09	-	-
Sep-09	-	-
Oct-09	-	-
Nov-09	-	-
Dec-09	-	-
Jan-10	-	-
Feb-10	-	-
Mar-10	-	-
Apr-10	-	-
May-10	-	-
Jun-10	-	-
Jul-10	-	-
Aug-10	-	-
Sep-10	-	-
Oct-10	-	-
Nov-10	-	-
Dec-10	-	-
Jan-11	-	-
Feb-11	-	-
Mar-11	-	-
Apr-11	-	-
May-11	-	-
Jun-11	-	-
Jul-11	-	-
Aug-11	-	-
Sep-11	-	-
Oct-11	-	-
Nov-11	-	-
	-	-

Jenis Pekerjaan	Unit	Vol SPK	Realisasi	%
Main Road Darat	Meter	10,500.00	-	0.00%

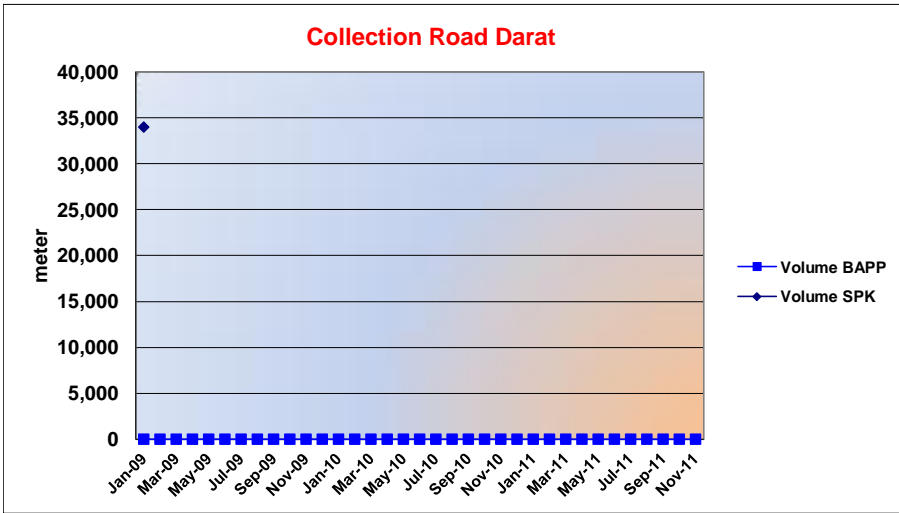


Bulan	Hasil per Bulan	Kumulatif
Jan-09	-	-
Feb-09	-	-
Mar-09	-	-
Apr-09	-	-
May-09	-	-
Jun-09	-	-
Jul-09	-	-
Aug-09	-	-
Sep-09	-	-
Oct-09	-	-
Nov-09	-	-
Dec-09	-	-
Jan-10	-	-
Feb-10	-	-
Mar-10	-	-
Apr-10	-	-
May-10	-	-
Jun-10	-	-
Jul-10	-	-
Aug-10	-	-
Sep-10	-	-
Oct-10	-	-
Nov-10	-	-
Dec-10	-	-
Jan-11	-	-
Feb-11	-	-
Mar-11	-	-
Apr-11	-	-
May-11	-	-
Jun-11	-	-
Jul-11	-	-
Aug-11	-	-
Sep-11	-	-
Oct-11	-	-
Nov-11	-	-
	-	-



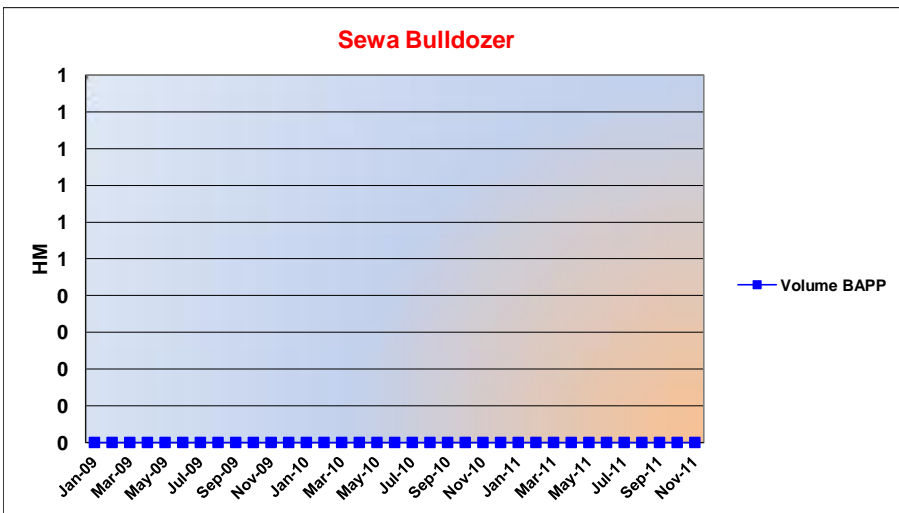
PROGRESS REPORT - Kebun Nusantara

Jenis Pekerjaan	Unit	Vol SPK	Realisasi	%
Collection Road Darat	Meter	34,000.00	-	0.00%



Bulan	Hasil per Bulan	Kumulatif
Jan-09	-	-
Feb-09	-	-
Mar-09	-	-
Apr-09	-	-
May-09	-	-
Jun-09	-	-
Jul-09	-	-
Aug-09	-	-
Sep-09	-	-
Oct-09	-	-
Nov-09	-	-
Dec-09	-	-
Jan-10	-	-
Feb-10	-	-
Mar-10	-	-
Apr-10	-	-
May-10	-	-
Jun-10	-	-
Jul-10	-	-
Aug-10	-	-
Sep-10	-	-
Oct-10	-	-
Nov-10	-	-
Dec-10	-	-
Jan-11	-	-
Feb-11	-	-
Mar-11	-	-
Apr-11	-	-
May-11	-	-
Jun-11	-	-
Jul-11	-	-
Aug-11	-	-
Sep-11	-	-
Oct-11	-	-
Nov-11	-	-
	-	-

Jenis Pekerjaan	Unit	Vol SPK	Realisasi	%
Sewa Bulldozer	HM	-	-	0.00%

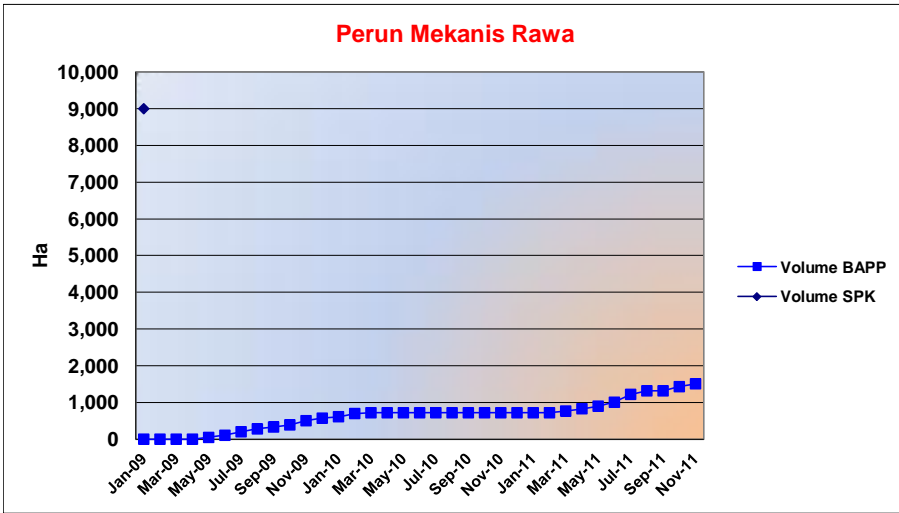


Bulan	Hasil per Bulan	Kumulatif
Jan-09	-	-
Feb-09	-	-
Mar-09	-	-
Apr-09	-	-
May-09	-	-
Jun-09	-	-
Jul-09	-	-
Aug-09	-	-
Sep-09	-	-
Oct-09	-	-
Nov-09	-	-
Dec-09	-	-
Jan-10	-	-
Feb-10	-	-
Mar-10	-	-
Apr-10	-	-
May-10	-	-
Jun-10	-	-
Jul-10	-	-
Aug-10	-	-
Sep-10	-	-
Oct-10	-	-
Nov-10	-	-
Dec-10	-	-
Jan-11	-	-
Feb-11	-	-
Mar-11	-	-
Apr-11	-	-
May-11	-	-
Jun-11	-	-
Jul-11	-	-
Aug-11	-	-
Sep-11	-	-
Oct-11	-	-
Nov-11	-	-
	-	-



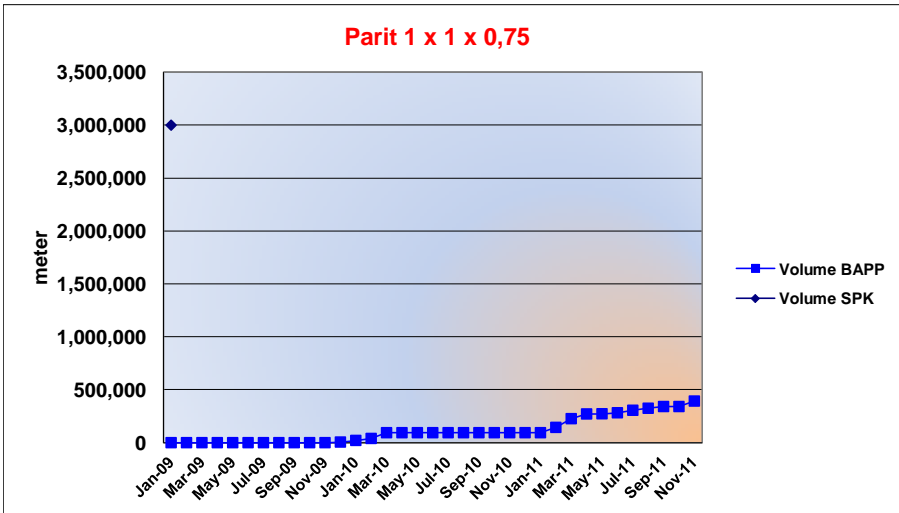
PROGRESS REPORT - Kebun Nusantara

Jenis Pekerjaan	Unit	Vol SPK	Realisasi	%
Perun Mekanis Rawa	Ha	9,000.00	1,508.93	16.77%



Bulan	Hasil per Bulan	Kumulatif
Jan-09	-	-
Feb-09	-	-
Mar-09	-	-
Apr-09	-	-
May-09	47.60	47.60
Jun-09	58.40	106.00
Jul-09	95.69	201.69
Aug-09	78.45	280.14
Sep-09	51.67	331.81
Oct-09	57.40	389.21
Nov-09	113.79	503.00
Dec-09	69.06	572.06
Jan-10	40.14	612.20
Feb-10	86.38	698.58
Mar-10	20.77	719.35
Apr-10	-	719.35
May-10	-	719.35
Jun-10	-	719.35
Jul-10	-	719.35
Aug-10	-	719.35
Sep-10	-	719.35
Oct-10	-	719.35
Nov-10	-	719.35
Dec-10	-	719.35
Jan-11	-	719.35
Feb-11	-	719.35
Mar-11	46.44	765.79
Apr-11	63.16	828.95
May-11	69.80	898.75
Jun-11	106.83	1,005.58
Jul-11	214.72	1,220.30
Aug-11	96.25	1,316.55
Sep-11	-	1,316.55
Oct-11	114.02	1,430.57
Nov-11	78.36	1,508.93
	1,508.93	

Jenis Pekerjaan	Unit	Vol SPK	Realisasi	%
Parit 1 x 1 x 0,75	Meter	3,000,000.00	393,028.00	13.10%

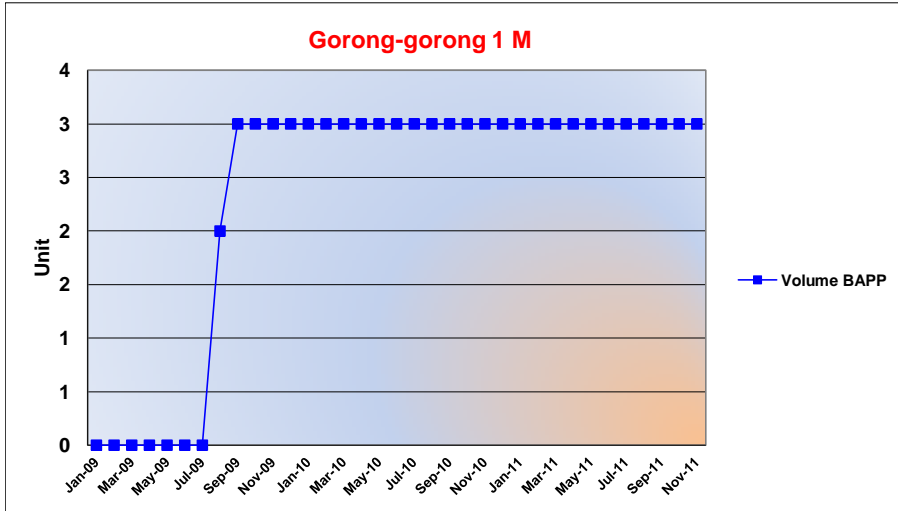


Bulan	Hasil per Bulan	Kumulatif
Jan-09	-	-
Feb-09	-	-
Mar-09	-	-
Apr-09	-	-
May-09	-	-
Jun-09	-	-
Jul-09	-	-
Aug-09	-	-
Sep-09	-	-
Oct-09	-	-
Nov-09	-	-
Dec-09	5,780.00	5,780.00
Jan-10	15,317.00	21,097.00
Feb-10	18,717.00	39,814.00
Mar-10	54,430.00	94,244.00
Apr-10	-	94,244.00
May-10	-	94,244.00
Jun-10	-	94,244.00
Jul-10	-	94,244.00
Aug-10	-	94,244.00
Sep-10	-	94,244.00
Oct-10	-	94,244.00
Nov-10	-	94,244.00
Dec-10	-	94,244.00
Jan-11	-	94,244.00
Feb-11	50,118.00	144,362.00
Mar-11	82,284.00	226,646.00
Apr-11	44,685.00	271,331.00
May-11	1,753.00	273,084.00
Jun-11	9,310.00	282,394.00
Jul-11	23,604.00	305,998.00
Aug-11	19,205.00	325,203.00
Sep-11	16,080.00	341,283.00
Oct-11	-	341,283.00
Nov-11	51,745.00	393,028.00
	393,028.00	



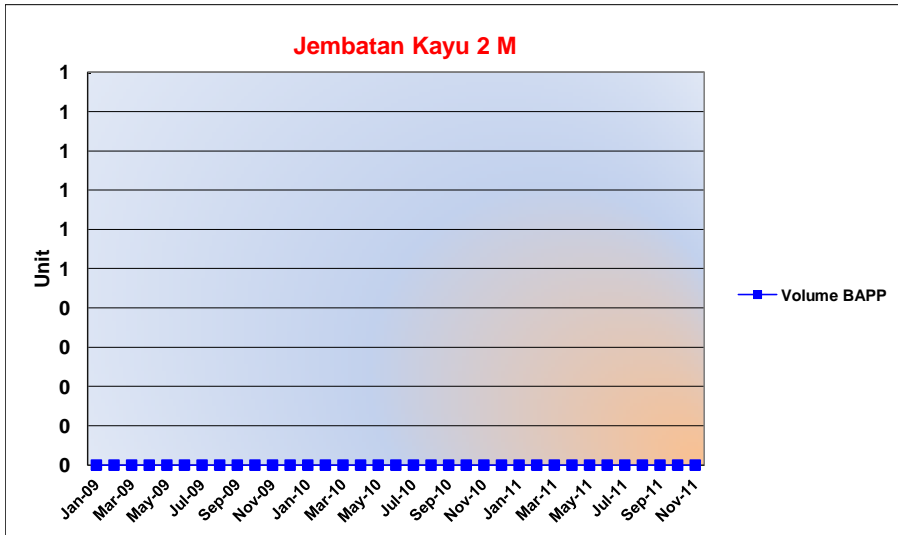
PROGRESS REPORT - Kebun Nusantara

Jenis Pekerjaan	Unit	Vol SPK	Realisasi	%
Gorong-gorong 1 M	Unit	-	-	0.00%



Bulan	Hasil per Bulan	Kumulatif
Jan-09	-	-
Feb-09	-	-
Mar-09	-	-
Apr-09	-	-
May-09	-	-
Jun-09	-	-
Jul-09	-	-
Aug-09	2.00	2.00
Sep-09	1.00	3.00
Oct-09	-	3.00
Nov-09	-	3.00
Dec-09	-	3.00
Jan-10	-	3.00
Feb-10	-	3.00
Mar-10	-	3.00
Apr-10	-	3.00
May-10	-	3.00
Jun-10	-	3.00
Jul-10	-	3.00
Aug-10	-	3.00
Sep-10	-	3.00
Oct-10	-	3.00
Nov-10	-	3.00
Dec-10	-	3.00
Jan-11	-	3.00
Feb-11	-	3.00
Mar-11	-	3.00
Apr-11	-	3.00
May-11	-	3.00
Jun-11	-	3.00
Jul-11	-	3.00
Aug-11	-	3.00
Sep-11	-	3.00
Oct-11	-	3.00
Nov-11	-	3.00
	3.00	

Jenis Pekerjaan	Unit	Vol SPK	Realisasi	%
Jembatan Kayu 2 M	Unit	-	86.0	0.00%

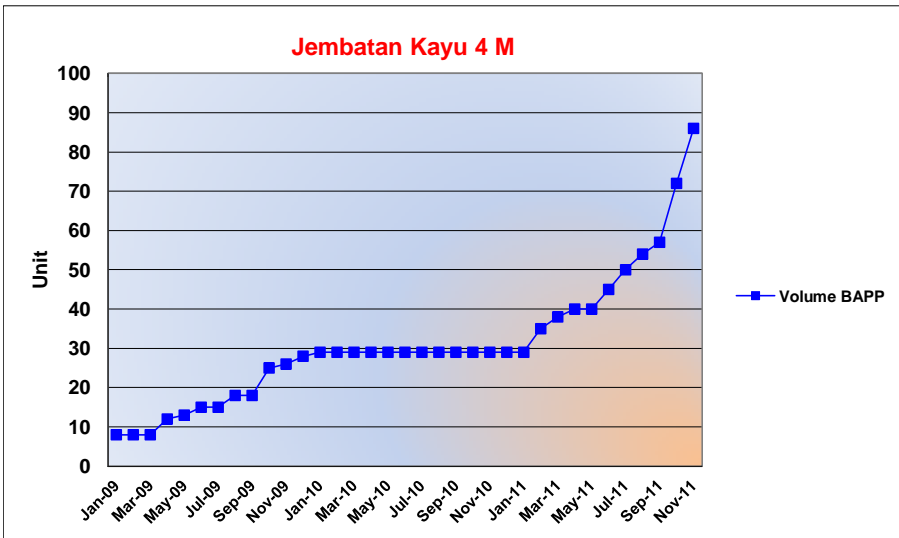


Bulan	Hasil per Bulan	Kumulatif
Jan-09	-	-
Feb-09	-	-
Mar-09	-	-
Apr-09	-	-
May-09	-	-
Jun-09	-	-
Jul-09	-	-
Aug-09	-	-
Sep-09	-	-
Oct-09	-	-
Nov-09	-	-
Dec-09	-	-
Jan-10	-	-
Feb-10	-	-
Mar-10	-	-
Apr-10	-	-
May-10	-	-
Jun-10	-	-
Jul-10	-	-
Aug-10	-	-
Sep-10	-	-
Oct-10	-	-
Nov-10	-	-
Dec-10	-	-
Jan-11	-	-
Feb-11	-	-
Mar-11	-	-
Apr-11	-	-
May-11	-	-
Jun-11	-	-
Jul-11	-	-
Aug-11	-	-
Sep-11	-	-
Oct-11	-	-
Nov-11	-	-



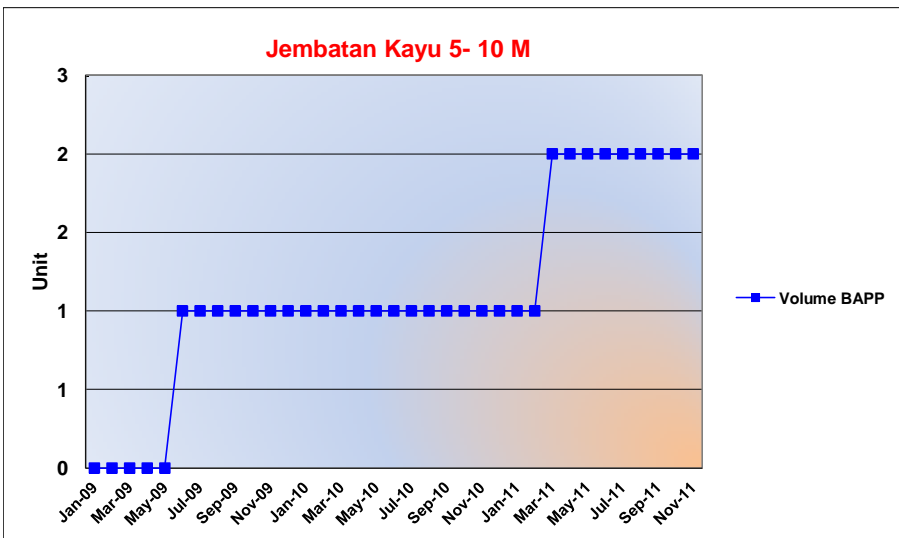
PROGRESS REPORT - Kebun Nusantara

Jenis Pekerjaan	Unit	Vol SPK	Realisasi	%
Jembatan Kayu 4 M	Unit	-	2.00	0.00%



Bulan	Hasil per Bulan	Kumulatif
Jan-09	8.000	8.00
Feb-09	-	8.00
Mar-09	-	8.00
Apr-09	4.000	12.00
May-09	1.000	13.00
Jun-09	2.000	15.00
Jul-09	-	15.00
Aug-09	3.000	18.00
Sep-09	-	18.00
Oct-09	7.000	25.00
Nov-09	1.000	26.00
Dec-09	2.000	28.00
Jan-10	1.000	29.00
Feb-10	-	29.00
Mar-10	-	29.00
Apr-10	-	29.00
May-10	-	29.00
Jun-10	-	29.00
Jul-10	-	29.00
Aug-10	-	29.00
Sep-10	-	29.00
Oct-10	-	29.00
Nov-10	-	29.00
Dec-10	-	29.00
Jan-11	-	29.00
Feb-11	6.000	35.00
Mar-11	3.000	38.00
Apr-11	2.000	40.00
May-11	-	40.00
Jun-11	5.000	45.00
Jul-11	5.000	50.00
Aug-11	4.000	54.00
Sep-11	3.000	57.00
Oct-11	15.000	72.00
Nov-11	14.000	86.00
	86.000	

Jenis Pekerjaan	Unit	Vol SPK	Realisasi	%
Jembatan Kayu 5-10 M	Unit	-	2.00	0.00%



Bulan	Hasil per Bulan	Kumulatif
Jan-09	-	-
Feb-09	-	-
Mar-09	-	-
Apr-09	-	-
May-09	-	-
Jun-09	1.00	1.00
Jul-09	-	1.00
Aug-09	-	1.00
Sep-09	-	1.00
Oct-09	-	1.00
Nov-09	-	1.00
Dec-09	-	1.00
Jan-10	-	1.00
Feb-10	-	1.00
Mar-10	-	1.00
Apr-10	-	1.00
May-10	-	1.00
Jun-10	-	1.00
Jul-10	-	1.00
Aug-10	-	1.00
Sep-10	-	1.00
Oct-10	-	1.00
Nov-10	-	1.00
Dec-10	-	1.00
Jan-11	-	1.00
Feb-11	-	1.00
Mar-11	1.00	2.00
Apr-11	-	2.00
May-11	-	2.00
Jun-11	-	2.00
Jul-11	-	2.00
Aug-11	-	2.00
Sep-11	-	2.00
Oct-11	-	2.00
Nov-11	-	2.00
	2.00	

