



PT. NUSANTARA SAWIT PERSADA

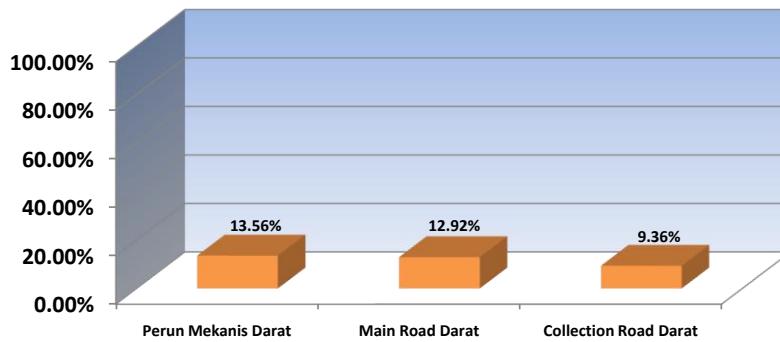
PROGRESS REPORT - Kebun Persada

KONTRAK NO :

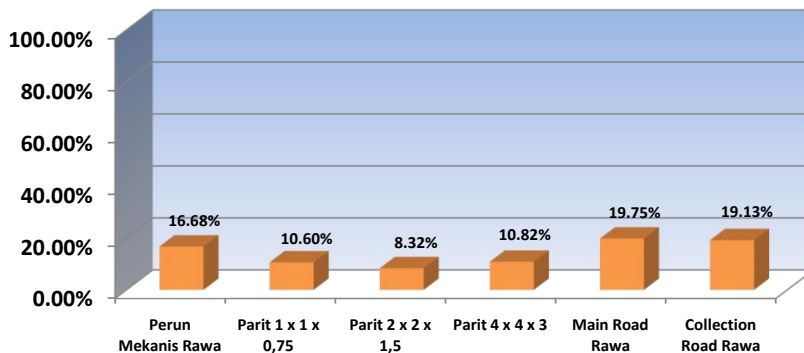
1. PRSE/JKTO/01/10/01-PL
2. PRSE/JKTO/01/10/02-SWAB

Jenis Pekerjaan	Unit	Vol SPK 1 Feb' 2010 s.d 31 Des' 2011	Realisasi			%
			AKUMULASI S.D BULAN LALU	BAPP Jun' 2011	S.D BAPP Jun' 2011	
Bulldozer						
Perun Mekanis Darat	Ha	1,800.00	223.14	20.90	244.04	13.56%
Main Road Darat	Meter	18,500.00	2,259.40	130.00	2,389.40	12.92%
Collection Road Darat	Meter	61,000.00	5,138.19	574.00	5,712.19	9.36%
Sewa Bulldozer	HM	-	1,040.50	57.00	1,097.50	
Excavator						
Perun Mekanis Rawa	Ha	4,200.00	580.98	119.70	700.68	16.68%
Parit 1 x 1 x 0,75	Meter	1,400,000.00	114,955.00	33,386.00	148,341.00	10.60%
Parit 2 x 2 x 1,5	Meter	140,000.00	10,568.86	1,085.00	11,653.86	8.32%
Parit 4 x 4 x 3	Meter	42,000.00	4,155.34	390.00	4,545.34	10.82%
Main Road Rawa	Meter	42,000.00	8,033.02	261.00	8,294.02	19.75%
Collection Road Rawa	Meter	141,000.00	24,835.80	2,139.00	26,974.80	19.13%
Gorong-gorong 1 M	Unit	-	13.00	1.00	14.00	
Jembatan Kayu 2 M	Unit	-	8.00	1.00	9.00	
Jembatan Kayu 4 M	Unit	-	3.00	-	3.00	
Jembatan Kayu 5-10 M	Unit	-	-	-	-	
Sewa Excavator	HM	-	1,169.60	268.00	1,437.60	

Pekerjaan Bulldozer



Pekerjaan Excavator

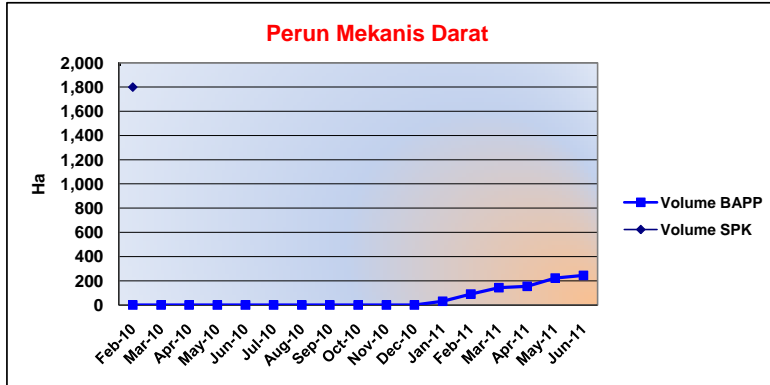




PROGRESS REPORT - Kebun Persada

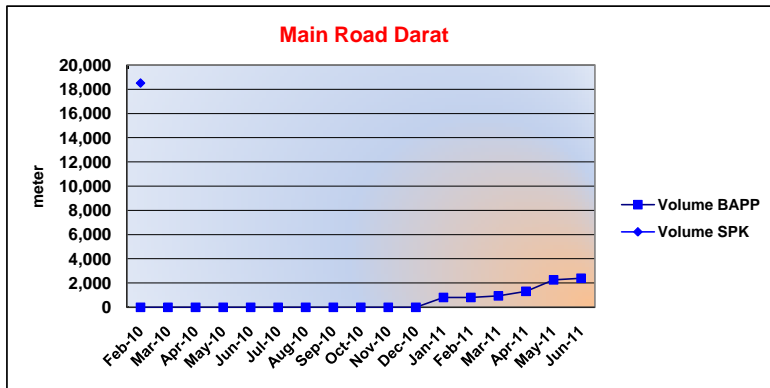
Chart & Detail Per Month

Jenis Pekerjaan	Unit	Vol SPK	Realisasi	%
Perun Mekanis Darat	Ha	1,800.00	244.04	13.56%



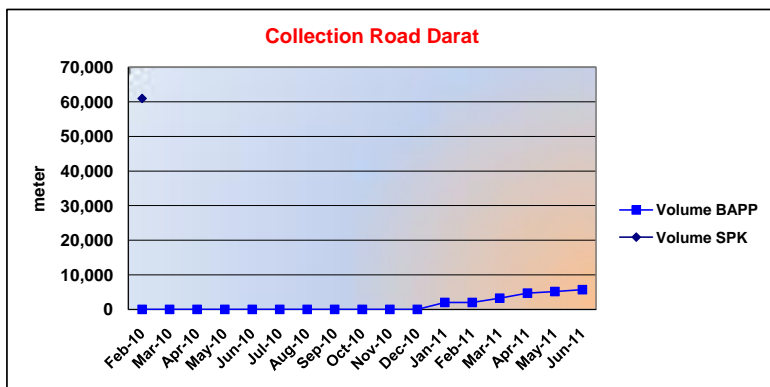
Bulan	Hasil per Bulan	Kumulatif
Feb-10	-	-
Mar-10	-	-
Apr-10	-	-
May-10	-	-
Jun-10	-	-
Jul-10	-	-
Aug-10	-	-
Sep-10	-	-
Oct-10	-	-
Nov-10	-	-
Dec-10	-	-
Jan-11	29.84	29.84
Feb-11	61.30	91.14
Mar-11	51.70	142.84
Apr-11	10.80	153.64
May-11	69.50	223.14
Jun-11	20.90	244.04
	244.04	

Jenis Pekerjaan	Unit	Vol SPK	Realisasi	%
Main Road Darat	Meter	18,500.00	2,389.40	12.92%



Bulan	Hasil per Bulan	Kumulatif
Feb-10	-	-
Mar-10	-	-
Apr-10	-	-
May-10	-	-
Jun-10	-	-
Jul-10	-	-
Aug-10	-	-
Sep-10	-	-
Oct-10	-	-
Nov-10	-	-
Dec-10	-	-
Jan-11	811.40	811.40
Feb-11	-	811.40
Mar-11	136.00	947.40
Apr-11	375.00	1,322.40
May-11	937.00	2,259.40
Jun-11	130.00	2,389.40
	2,389.40	

Jenis Pekerjaan	Unit	Vol SPK	Realisasi	%
Collection Road Darat	Meter	61,000.00	5,712.19	9.36%



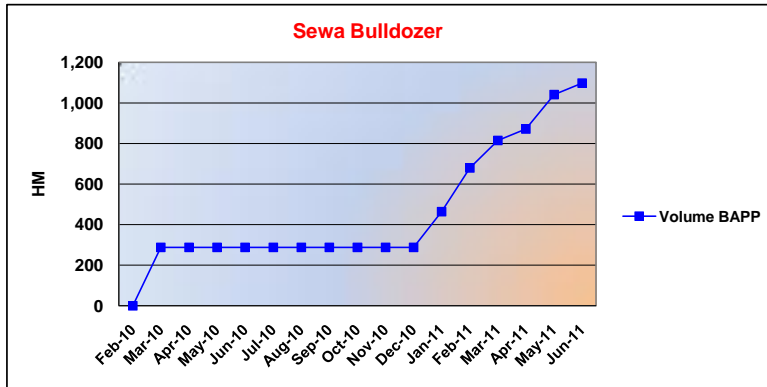
Bulan	Hasil per Bulan	Kumulatif
Feb-10	-	-
Mar-10	-	-
Apr-10	-	-
May-10	-	-
Jun-10	-	-
Jul-10	-	-
Aug-10	-	-
Sep-10	-	-
Oct-10	-	-
Nov-10	-	-
Dec-10	-	-
Jan-11	2,014.190	2,014.190
Feb-11	-	2,014.190
Mar-11	1,233.000	3,247.190
Apr-11	1,441.000	4,688.190
May-11	450.000	5,138.190
Jun-11	574.000	5,712.190
	5,712.190	



PT. NUSANTARA SAWIT PERSADA

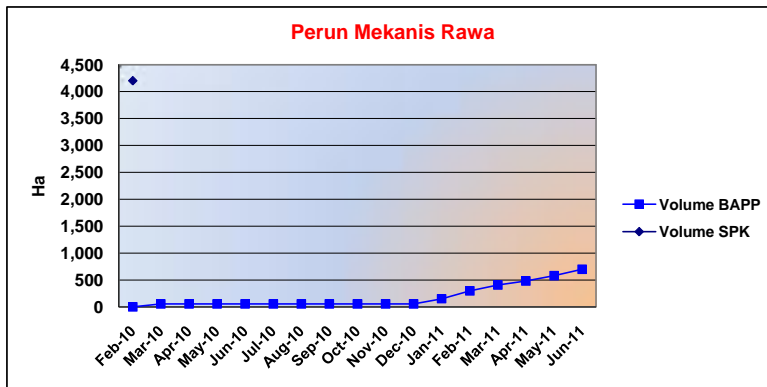
PROGRESS REPORT - Kebun Persada

Jenis Pekerjaan	Unit	Vol SPK	Realisasi	%
Sewa Bulldozer	HM	-	1,097.50	0.00%



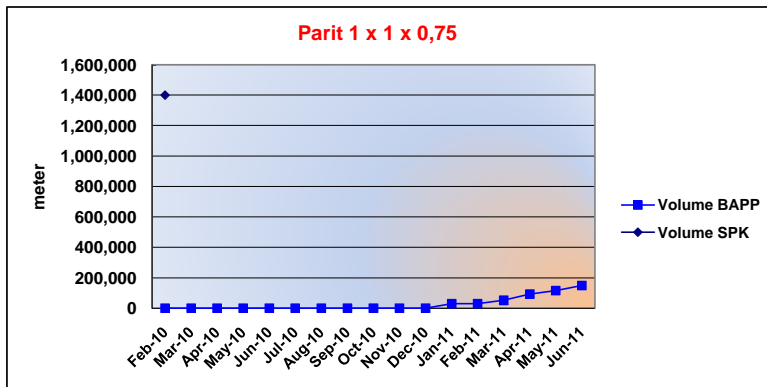
Bulan	Hasil per Bulan	Kumulatif
Feb-10	-	-
Mar-10	288.00	288.00
Apr-10	-	288.00
May-10	-	288.00
Jun-10	-	288.00
Jul-10	-	288.00
Aug-10	-	288.00
Sep-10	-	288.00
Oct-10	-	288.00
Nov-10	-	288.00
Dec-10	-	288.00
Jan-11	176.50	464.50
Feb-11	215.00	679.50
Mar-11	135.00	814.50
Apr-11	57.00	871.50
May-11	169.00	1,040.50
Jun-11	57.00	1,097.50
	1,097.500	

Jenis Pekerjaan	Unit	Vol SPK	Realisasi	%
Perun Mekanis Rawa	Ha	4,200.00	700.68	16.68%



Bulan	Hasil per Bulan	Kumulatif
Feb-10	-	-
Mar-10	55.73	55.73
Apr-10	-	55.73
May-10	-	55.73
Jun-10	-	55.73
Jul-10	-	55.73
Aug-10	-	55.73
Sep-10	-	55.73
Oct-10	-	55.73
Nov-10	-	55.73
Dec-10	-	55.73
Jan-11	95.80	151.53
Feb-11	144.75	296.28
Mar-11	112.20	408.48
Apr-11	71.20	479.68
May-11	101.30	580.98
Jun-11	119.70	700.68
	700.68	

Jenis Pekerjaan	Unit	Vol SPK	Realisasi	%
Parit 1 x 1 x 0,75	Meter	1,400,000.00	148,341.00	10.60%



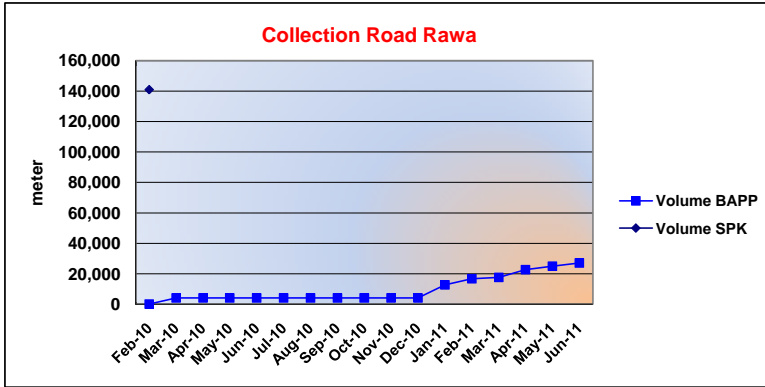
Bulan	Hasil per Bulan	Kumulatif
Feb-10	-	-
Mar-10	-	-
Apr-10	-	-
May-10	-	-
Jun-10	-	-
Jul-10	-	-
Aug-10	-	-
Sep-10	-	-
Oct-10	-	-
Nov-10	-	-
Dec-10	-	-
Jan-11	30,245.00	30,245.00
Feb-11	-	30,245.00
Mar-11	21,244.00	51,489.00
Apr-11	40,368.00	91,857.00
May-11	23,098.00	114,955.00
Jun-11	33,386.00	148,341.00
	148,341.00	



PT. NUSANTARA SAWIT PERSADA

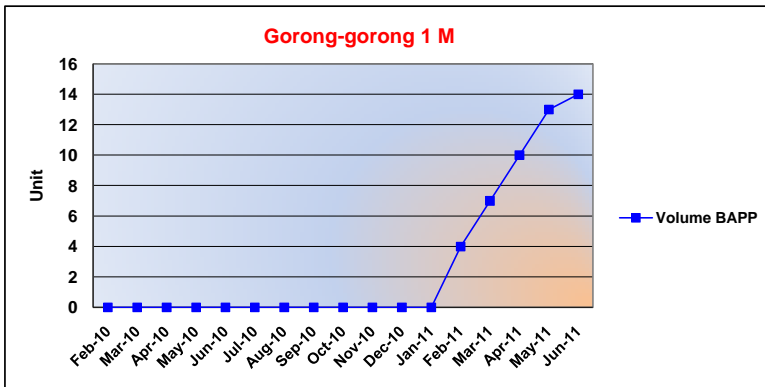
PROGRESS REPORT - Kebun Persada

Jenis Pekerjaan	Unit	Vol SPK	Realisasi	%
Collection Road Rawa	Meter	141,000.00	26,974.80	19.13%



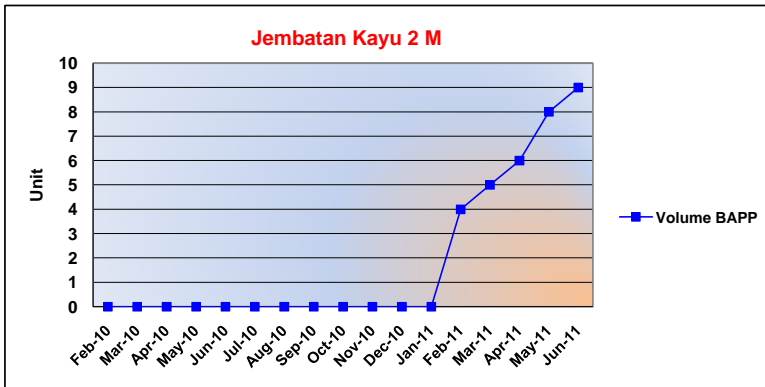
Bulan	Hasil per Bulan	Kumulatif
Feb-10	-	-
Mar-10	4,075.79	4,075.79
Apr-10	-	4,075.79
May-10	-	4,075.79
Jun-10	-	4,075.79
Jul-10	-	4,075.79
Aug-10	-	4,075.79
Sep-10	-	4,075.79
Oct-10	-	4,075.79
Nov-10	-	4,075.79
Dec-10	-	4,075.79
Jan-11	8,620.31	12,696.10
Feb-11	3,972.70	16,668.80
Mar-11	850.60	17,519.40
Apr-11	5,070.40	22,589.80
May-11	2,246.00	24,835.80
Jun-11	2,139.00	26,974.80
	26,974.80	

Jenis Pekerjaan	Unit	Vol SPK	Realisasi	%
Gorong-gorong 1 M	Unit	-	14.00	0.00%



Bulan	Hasil per Bulan	Kumulatif
Feb-10	-	-
Mar-10	-	-
Apr-10	-	-
May-10	-	-
Jun-10	-	-
Jul-10	-	-
Aug-10	-	-
Sep-10	-	-
Oct-10	-	-
Nov-10	-	-
Dec-10	-	-
Jan-11	-	-
Feb-11	4.00	4.00
Mar-11	3.00	7.00
Apr-11	3.00	10.00
May-11	3.00	13.00
Jun-11	1.00	14.00
	14.00	

Jenis Pekerjaan	Unit	Vol SPK	Realisasi	%
Jembatan Kayu 2 M	Unit	-	9.0	0.00%



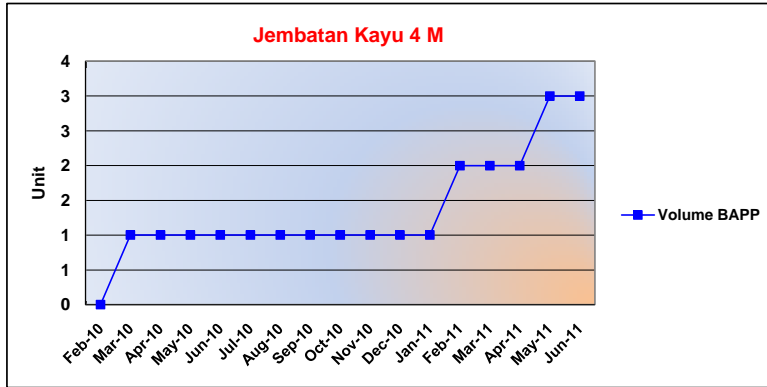
Bulan	Hasil per Bulan	Kumulatif
Feb-10	-	-
Mar-10	-	-
Apr-10	-	-
May-10	-	-
Jun-10	-	-
Jul-10	-	-
Aug-10	-	-
Sep-10	-	-
Oct-10	-	-
Nov-10	-	-
Dec-10	-	-
Jan-11	-	-
Feb-11	4.00	4.00
Mar-11	1.00	5.00
Apr-11	1.00	6.00
May-11	2.00	8.00
Jun-11	1.00	9.00
	9.00	



PT. NUSANTARA SAWIT PERSADA

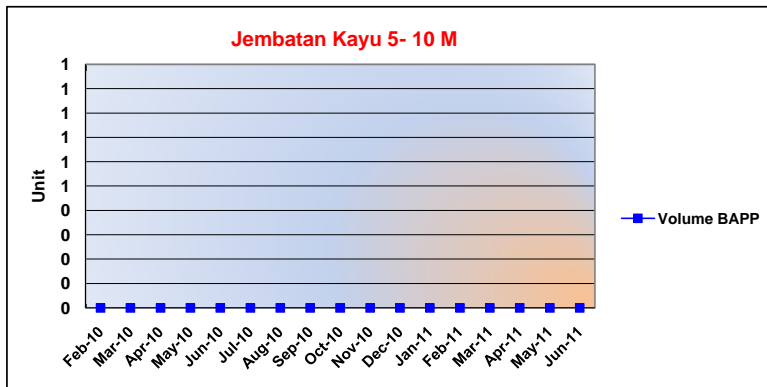
PROGRESS REPORT - Kebun Persada

Jenis Pekerjaan	Unit	Vol SPK	Realisasi	%
Jembatan Kayu 4 M	Unit	-	3.00	0.00%



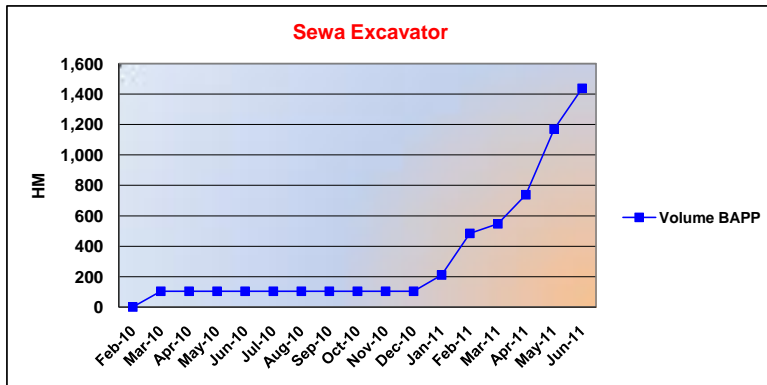
Bulan	Hasil per Bulan	Kumulatif
Feb-10	-	-
Mar-10	1.00	1.00
Apr-10	-	1.00
May-10	-	1.00
Jun-10	-	1.00
Jul-10	-	1.00
Aug-10	-	1.00
Sep-10	-	1.00
Oct-10	-	1.00
Nov-10	-	1.00
Dec-10	-	1.00
Jan-11	-	1.00
Feb-11	1.00	2.00
Mar-11	-	2.00
Apr-11	-	2.00
May-11	1.00	3.00
Jun-11	-	3.00
	3.00	

Jenis Pekerjaan	Unit	Vol SPK	Realisasi	%
Jembatan Kayu 5-10 M	Unit	-	-	0.00%



Bulan	Hasil per Bulan	Kumulatif
Feb-10	-	-
Mar-10	-	-
Apr-10	-	-
May-10	-	-
Jun-10	-	-
Jul-10	-	-
Aug-10	-	-
Sep-10	-	-
Oct-10	-	-
Nov-10	-	-
Dec-10	-	-
Jan-11	-	-
Feb-11	-	-
Mar-11	-	-
Apr-11	-	-
May-11	-	-
Jun-11	-	-

Jenis Pekerjaan	Unit	Vol SPK	Realisasi	%
Sewa Excavator	HM	-	1,437.60	0.00%



Bulan	Hasil per Bulan	Kumulatif
Feb-10	-	-
Mar-10	103.40	103.40
Apr-10	-	103.40
May-10	-	103.40
Jun-10	-	103.40
Jul-10	-	103.40
Aug-10	-	103.40
Sep-10	-	103.40
Oct-10	-	103.40
Nov-10	-	103.40
Dec-10	-	103.40
Jan-11	107.20	210.60
Feb-11	273.00	483.60
Mar-11	63.00	546.60
Apr-11	191.00	737.60
May-11	432.00	1,169.60
Jun-11	268.00	1,437.60
	1,437.60	