



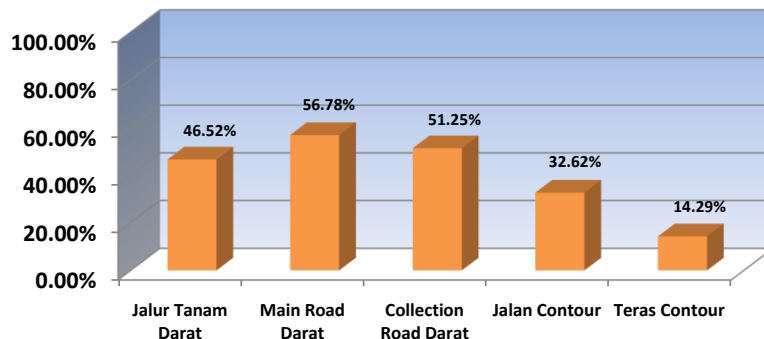
PROGRESS REPORT - Kebun Seriang

KONTRAK NO :

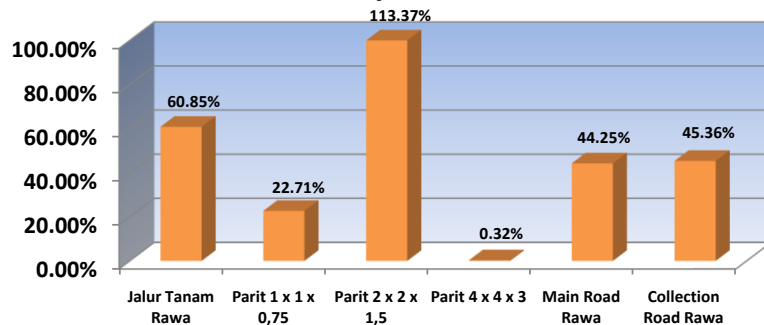
1. SPK No. SRIE/JKTO/10/08/034 - Jalur Tanam, BPRT, & PJLN
2. SPK No. SRIE/JKTO/10/08/035 - SWAB

Jenis Pekerjaan	Unit	Vol SPK 10 Okt 08 s.d 31 Des 11	Realisasi			%
			AKUMULASI S.D BULAN LALU	BAPP Jul' 2011	S.D BAPP Jul' 2011	
Bulldozer						
Jalur Tanam Darat	Ha	5,900.00	2,672.73	71.91	2,744.64	46.52%
Main Road Darat	Meter	60,180.00	33,818.67	349.65	34,168.32	56.78%
Collection Road Darat	Meter	198,240.00	98,763.29	2,825.94	101,589.23	51.25%
Jalan Contour	Meter	207,000.00	63,799.07	3,718.42	67,517.49	32.62%
Teras Contour	Meter	2,564,500.00	352,644.28	13,914.39	366,558.67	14.29%
Sewa Bulldozer	HM	-	16,357.00	572.90	16,929.90	
Excavator						
Jalur Tanam Rawa	Ha	1,800.00	1,068.95	26.28	1,095.23	60.85%
Parit 1 x 1 x 0,75	Meter	721,000.00	160,090.05	3,639.27	163,729.32	22.71%
Parit 2 x 2 x 1,5	Meter	119,480.00	134,991.59	457.78	135,449.37	113.37%
Parit 4 x 4 x 3	Meter	47,860.00	152.73	-	152.73	0.32%
Main Road Rawa	Meter	18,360.00	7,872.97	251.90	8,124.87	44.25%
Collection Road Rawa	Meter	60,480.00	26,733.11	701.72	27,434.83	45.36%
Gorong-gorong	Unit	-	406.00	8.00	414.00	
Jembatan 2 M	Unit	-	132.00	-	132.00	
Jembatan 4 M	Unit	-	35.00	-	35.00	
Jembatan 5-10 M	Unit	-	26.00	-	26.00	
Jembatan > 10 M	Unit	-	-	-	-	
Sewa Excavator	HM	-	24,310.40	1,241.70	25,552.10	

Pekerjaan Bulldozer



Pekerjaan Excavator

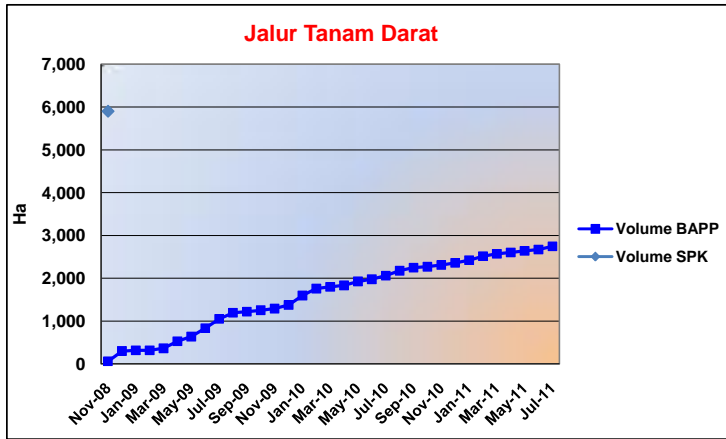




PROGRESS REPORT - Kebun Seriang

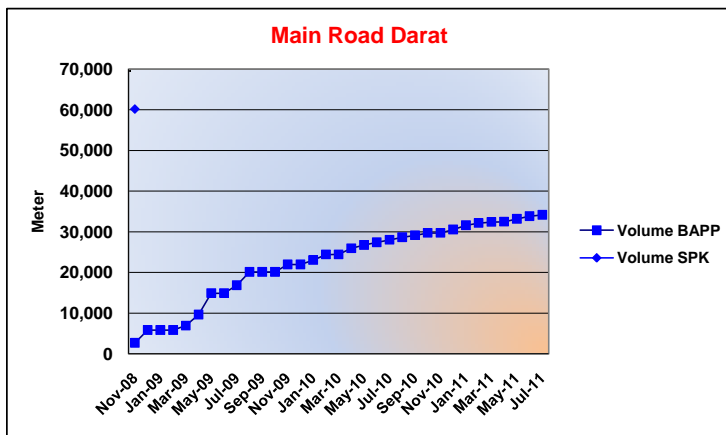
Chart & Detail Per Month

Jenis Pekerjaan	Unit	Vol SPK	Realisasi	%
Jalur Tanam Darat	Ha	5,900.00	2,744.64	46.52%



Bulan	Hasil per Bulan	Kumulatif
Nov-08	61.50	61.50
Dec-08	238.56	300.06
Jan-09	14.99	315.05
Feb-09	-	315.05
Mar-09	48.55	363.60
Apr-09	164.23	527.83
May-09	109.69	637.52
Jun-09	196.24	833.76
Jul-09	216.10	1,049.86
Aug-09	144.46	1,194.32
Sep-09	24.83	1,219.15
Oct-09	34.17	1,253.32
Nov-09	38.56	1,291.88
Dec-09	82.13	1,374.01
Jan-10	223.74	1,597.75
Feb-10	161.16	1,758.91
Mar-10	39.46	1,798.37
Apr-10	35.42	1,833.79
May-10	91.70	1,925.49
Jun-10	51.15	1,976.64
Jul-10	85.36	2,062.00
Aug-10	115.00	2,177.00
Sep-10	69.66	2,246.66
Oct-10	22.40	2,269.06
Nov-10	40.94	2,310.00
Dec-10	50.92	2,360.92
Jan-11	61.80	2,422.72
Feb-11	94.13	2,516.85
Mar-11	55.36	2,572.21
Apr-11	29.73	2,601.94
May-11	37.81	2,639.75
Jun-11	32.98	2,672.73
Jul-11	71.91	2,744.64
	2,744.64	

Jenis Pekerjaan	Unit	Vol SPK	Realisasi	%
Main Road Darat	Meter	60,180.00	34,168.32	56.78%

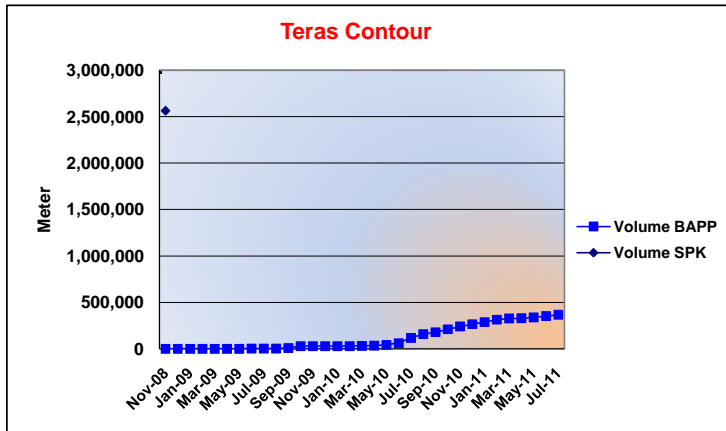


Bulan	Hasil per Bulan	Kumulatif
Nov-08	2,667.68	2,667.68
Dec-08	3,178.91	5,846.59
Jan-09	-	5,846.59
Feb-09	-	5,846.59
Mar-09	1,057.79	6,904.38
Apr-09	2,729.04	9,633.42
May-09	5,272.81	14,906.23
Jun-09	-	14,906.23
Jul-09	1,936.11	16,842.34
Aug-09	3,275.04	20,117.38
Sep-09	-	20,117.38
Oct-09	-	20,117.38
Nov-09	1,843.09	21,960.47
Dec-09	-	21,960.47
Jan-10	1,070.83	23,031.30
Feb-10	1,387.85	24,419.15
Mar-10	13.09	24,432.24
Apr-10	1,507.03	25,939.27
May-10	809.76	26,749.03
Jun-10	658.19	27,407.22
Jul-10	612.09	28,019.31
Aug-10	633.10	28,652.41
Sep-10	473.28	29,125.69
Oct-10	603.10	29,728.79
Nov-10	-	29,728.79
Dec-10	824.82	30,553.61
Jan-11	1,026.28	31,579.89
Feb-11	578.94	32,158.83
Mar-11	247.10	32,405.93
Apr-11	78.76	32,484.69
May-11	700.10	33,184.79
Jun-11	633.88	33,818.67
Jul-11	349.65	34,168.32
	34,168.32	



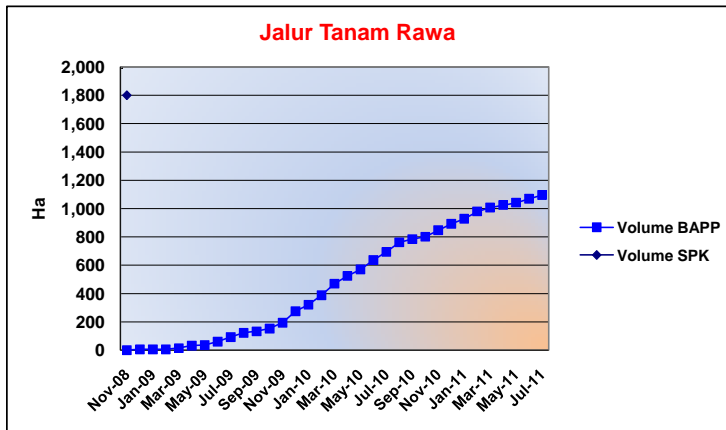
PROGRESS REPORT - Kebun Seriang

Jenis Pekerjaan	Unit	Vol SPK	Realisasi	%
Teras Contour	Meter	2,564,500.00	366,558.67	14.29%



Bulan	Hasil per Bulan	Kumulatif
Nov-08	-	-
Dec-08	-	-
Jan-09	-	-
Feb-09	-	-
Mar-09	-	-
Apr-09	-	-
May-09	-	-
Jun-09	2,611.42	2,611.42
Jul-09	-	2,611.42
Aug-09	-	2,611.42
Sep-09	5,999.46	8,610.88
Oct-09	19,567.15	28,178.03
Nov-09	-	28,178.03
Dec-09	-	28,178.03
Jan-10	-	28,178.03
Feb-10	-	28,178.03
Mar-10	3,171.87	31,349.90
Apr-10	4,198.41	35,548.31
May-10	6,374.80	41,923.11
Jun-10	20,226.46	62,149.57
Jul-10	55,355.75	117,505.32
Aug-10	41,750.71	159,256.03
Sep-10	20,103.83	179,359.86
Oct-10	31,347.36	210,707.22
Nov-10	30,058.29	240,765.51
Dec-10	23,546.63	264,312.14
Jan-11	23,697.75	288,009.89
Feb-11	25,176.09	313,185.98
Mar-11	12,229.19	325,415.17
Apr-11	4,322.47	329,737.64
May-11	8,042.85	337,780.49
Jun-11	14,863.79	352,644.28
Jul-11	13,914.39	366,558.67
	366,558.67	

Jenis Pekerjaan	Unit	Vol SPK	Realisasi	%
Jalur Tanam Rawa	Ha	1,800.00	1,095.23	60.85%

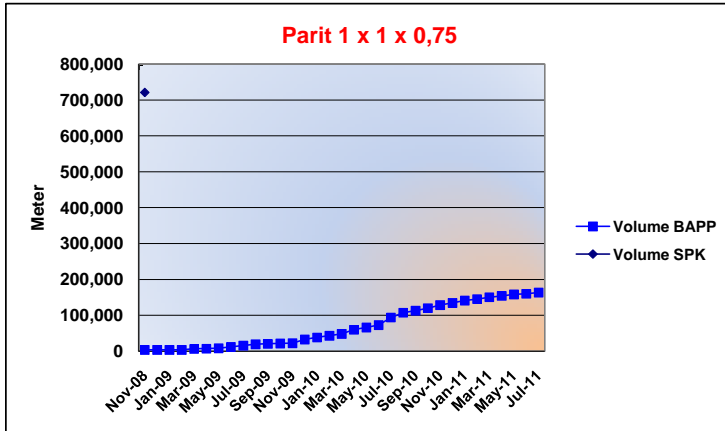


Bulan	Hasil per Bulan	Kumulatif
Nov-08	-	-
Dec-08	5.59	5.59
Jan-09	-	5.59
Feb-09	-	5.59
Mar-09	9.13	14.72
Apr-09	17.45	32.17
May-09	4.13	36.30
Jun-09	24.03	60.33
Jul-09	32.73	93.06
Aug-09	29.54	122.60
Sep-09	10.42	133.02
Oct-09	19.72	152.74
Nov-09	40.98	193.72
Dec-09	81.15	274.87
Jan-10	46.36	321.23
Feb-10	66.19	387.42
Mar-10	82.01	469.43
Apr-10	54.55	523.98
May-10	45.87	569.85
Jun-10	65.81	635.66
Jul-10	57.77	693.43
Aug-10	67.96	761.39
Sep-10	22.21	783.60
Oct-10	17.02	800.62
Nov-10	45.73	846.35
Dec-10	45.58	891.93
Jan-11	35.33	927.26
Feb-11	51.92	979.18
Mar-11	26.98	1,006.16
Apr-11	18.31	1,024.47
May-11	16.96	1,041.43
Jun-11	27.52	1,068.95
Jul-11	26.28	1,095.23
	1,095.23	



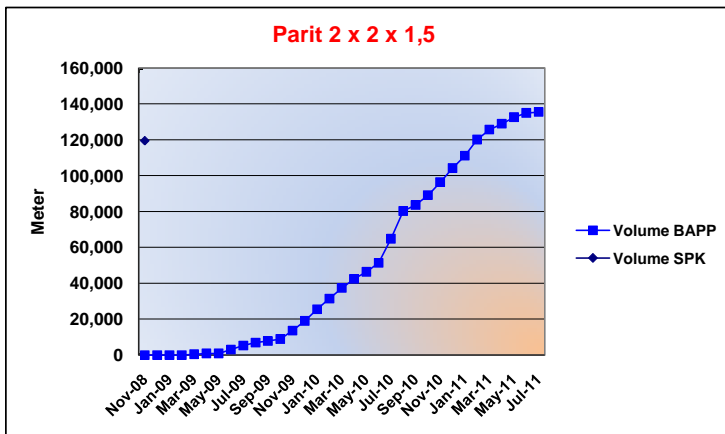
PROGRESS REPORT - Kebun Seriang

Jenis Pekerjaan	Unit	Vol SPK	Realisasi	%
Parit 1 x 1 x 0,75	Meter	721,000.00	163,729.32	22.71%



Bulan	Hasil per Bulan	Kumulatif
Nov-08	3,773.74	3,773.74
Dec-08	-	3,773.74
Jan-09	-	3,773.74
Feb-09	-	3,773.74
Mar-09	2,677.18	6,450.92
Apr-09	931.22	7,382.14
May-09	967.80	8,349.94
Jun-09	3,654.71	12,004.65
Jul-09	3,721.20	15,725.85
Aug-09	3,817.92	19,543.77
Sep-09	1,114.27	20,658.04
Oct-09	944.18	21,602.22
Nov-09	953.16	22,555.38
Dec-09	10,284.63	32,840.01
Jan-10	5,773.98	38,613.99
Feb-10	4,714.82	43,328.81
Mar-10	5,140.01	48,468.82
Apr-10	11,560.45	60,029.27
May-10	6,381.40	66,410.67
Jun-10	6,607.37	73,018.04
Jul-10	21,009.63	94,027.67
Aug-10	13,412.71	107,440.38
Sep-10	5,496.96	112,937.34
Oct-10	7,217.65	120,154.99
Nov-10	8,654.36	128,809.35
Dec-10	5,935.57	134,744.92
Jan-11	6,622.70	141,367.62
Feb-11	3,896.55	145,264.17
Mar-11	5,258.88	150,523.05
Apr-11	3,596.97	154,120.02
May-11	4,054.59	158,174.61
Jun-11	1,915.44	160,090.05
Jul-11	3,639.27	163,729.32
	163,729.32	

Jenis Pekerjaan	Unit	Vol SPK	Realisasi	%
Parit 2 x 2 x 1,5	Meter	119,480	135,449.370	113.37%

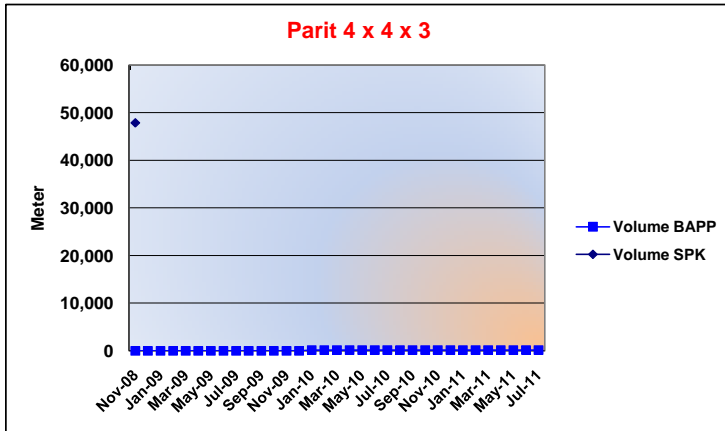


Bulan	Hasil per Bulan	Kumulatif
Nov-08	-	-
Dec-08	-	-
Jan-09	-	-
Feb-09	-	-
Mar-09	519.180	519.180
Apr-09	394.940	914.120
May-09	-	914.120
Jun-09	2,150.970	3,065.090
Jul-09	2,241.600	5,306.690
Aug-09	1,623.930	6,930.620
Sep-09	882.480	7,813.100
Oct-09	1,168.860	8,981.960
Nov-09	4,667.430	13,649.390
Dec-09	5,416.470	19,065.860
Jan-10	6,486.030	25,551.890
Feb-10	5,930.960	31,482.850
Mar-10	5,900.440	37,383.290
Apr-10	5,094.400	42,477.690
May-10	3,950.660	46,428.350
Jun-10	4,945.740	51,374.090
Jul-10	13,457.720	64,831.810
Aug-10	15,467.990	80,299.800
Sep-10	3,340.700	83,640.500
Oct-10	5,454.700	89,095.200
Nov-10	7,291.680	96,386.880
Dec-10	7,802.380	104,189.260
Jan-11	6,949.550	111,138.810
Feb-11	8,973.590	120,112.400
Mar-11	5,581.360	125,693.760
Apr-11	3,271.040	128,964.800
May-11	3,620.400	132,585.200
Jun-11	2,406.390	134,991.590
Jul-11	457.780	135,449.370
	135,449.370	



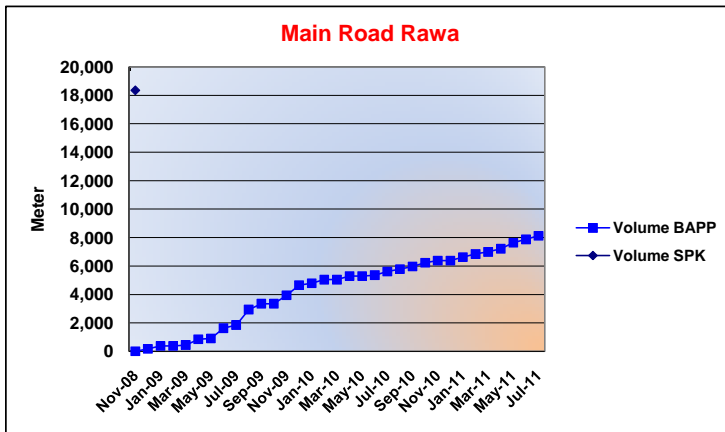
PROGRESS REPORT - Kebun Seriang

Jenis Pekerjaan	Unit	Vol SPK	Realisasi	%
Parit 4 x 4 x 3	Meter	47,860.00	152.73	0.32%



Bulan	Hasil per Bulan	Kumulatif
Nov-08	-	-
Dec-08	-	-
Jan-09	-	-
Feb-09	-	-
Mar-09	-	-
Apr-09	-	-
May-09	-	-
Jun-09	-	-
Jul-09	-	-
Aug-09	-	-
Sep-09	-	-
Oct-09	-	-
Nov-09	-	-
Dec-09	-	-
Jan-10	152.73	152.73
Feb-10	-	152.73
Mar-10	-	152.73
Apr-10	-	152.73
May-10	-	152.73
Jun-10	-	152.73
Jul-10	-	152.73
Aug-10	-	152.73
Sep-10	-	152.73
Oct-10	-	152.73
Nov-10	-	152.73
Dec-10	-	152.73
Jan-11	-	152.73
Feb-11	-	152.73
Mar-11	-	152.73
Apr-11	-	152.73
May-11	-	152.73
Jun-11	-	152.73
Jul-11	-	152.73
	152.73	

Jenis Pekerjaan	Unit	Vol SPK	Realisasi	%
Main Road Rawa	Meter	18,360.00	8,124.87	44.25%

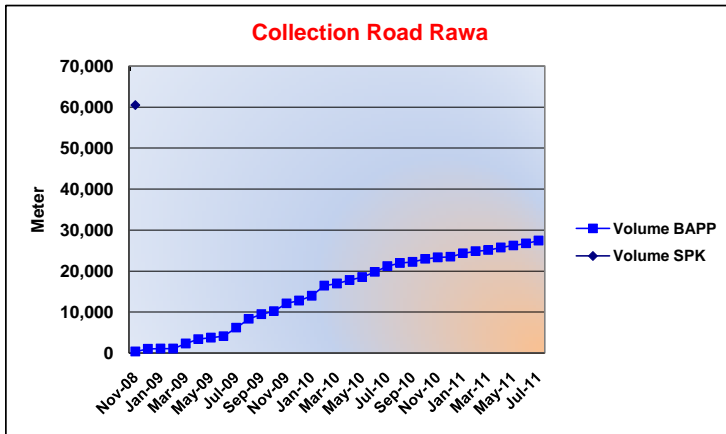


Bulan	Hasil per Bulan	Kumulatif
Nov-08	-	-
Dec-08	167.74	167.74
Jan-09	199.73	367.47
Feb-09	-	367.47
Mar-09	71.44	438.91
Apr-09	398.46	837.37
May-09	58.60	895.97
Jun-09	728.15	1,624.12
Jul-09	222.37	1,846.49
Aug-09	1,085.96	2,932.45
Sep-09	415.68	3,348.13
Oct-09	-	3,348.13
Nov-09	589.11	3,937.24
Dec-09	718.01	4,655.25
Jan-10	133.17	4,788.42
Feb-10	253.16	5,041.58
Mar-10	-	5,041.58
Apr-10	254.75	5,296.33
May-10	-	5,296.33
Jun-10	60.22	5,356.55
Jul-10	254.93	5,611.48
Aug-10	173.13	5,784.61
Sep-10	188.31	5,972.92
Oct-10	260.65	6,233.57
Nov-10	153.83	6,387.40
Dec-10	-	6,387.40
Jan-11	236.04	6,623.44
Feb-11	218.00	6,841.44
Mar-11	155.21	6,996.65
Apr-11	217.98	7,214.63
May-11	424.39	7,639.02
Jun-11	233.95	7,872.97
Jul-11	251.90	8,124.87
	8,124.87	



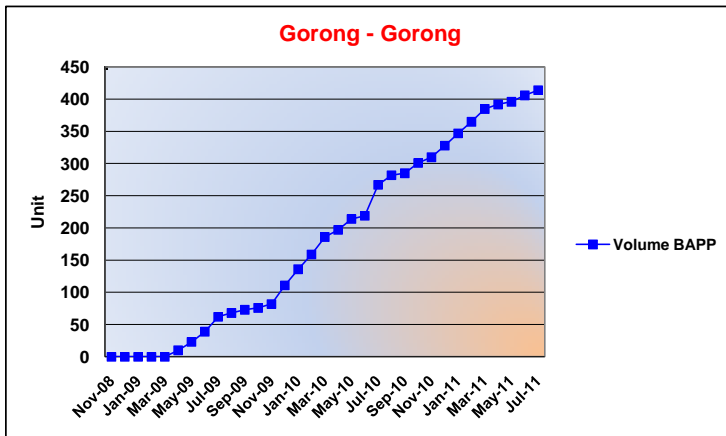
PROGRESS REPORT - Kebun Seriang

Jenis Pekerjaan	Unit	Vol SPK	Realisasi	%
Collection Road Rawa	Meter	60,480.00	27,434.83	45.36%



Bulan	Hasil per Bulan	Kumulatif
Nov-08	373.24	373.24
Dec-08	659.37	1,032.61
Jan-09	85.55	1,118.16
Feb-09	-	1,118.16
Mar-09	1,232.21	2,350.37
Apr-09	1,066.80	3,417.17
May-09	335.74	3,752.91
Jun-09	377.06	4,129.97
Jul-09	2,061.78	6,191.75
Aug-09	2,147.59	8,339.34
Sep-09	1,151.28	9,490.62
Oct-09	726.75	10,217.37
Nov-09	1,907.69	12,125.06
Dec-09	683.68	12,808.74
Jan-10	1,161.54	13,970.28
Feb-10	2,469.28	16,439.56
Mar-10	531.91	16,971.47
Apr-10	823.02	17,794.49
May-10	715.70	18,510.19
Jun-10	1,260.66	19,770.85
Jul-10	1,398.37	21,169.22
Aug-10	778.58	21,947.80
Sep-10	259.92	22,207.72
Oct-10	759.87	22,967.59
Nov-10	353.23	23,320.82
Dec-10	172.80	23,493.62
Jan-11	850.85	24,344.47
Feb-11	511.07	24,855.54
Mar-11	251.87	25,107.41
Apr-11	619.49	25,726.90
May-11	505.83	26,232.73
Jun-11	500.38	26,733.11
Jul-11	701.72	27,434.83
	27,434.83	

Jenis Pekerjaan	Unit	Vol SPK	Realisasi	%
Gorong-gorong	Unit	-	414.00	0.00%

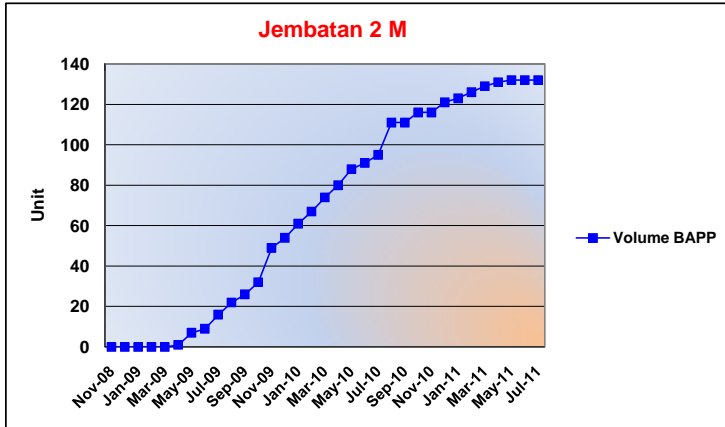


Bulan	Hasil per Bulan	Kumulatif
Nov-08	-	-
Dec-08	-	-
Jan-09	-	-
Feb-09	-	-
Mar-09	-	-
Apr-09	10.00	10.00
May-09	13.00	23.00
Jun-09	16.00	39.00
Jul-09	23.00	62.00
Aug-09	6.00	68.00
Sep-09	5.00	73.00
Oct-09	3.00	76.00
Nov-09	6.00	82.00
Dec-09	29.00	111.00
Jan-10	25.00	136.00
Feb-10	23.00	159.00
Mar-10	27.00	186.00
Apr-10	11.00	197.00
May-10	17.00	214.00
Jun-10	5.00	219.00
Jul-10	48.00	267.00
Aug-10	15.00	282.00
Sep-10	3.00	285.00
Oct-10	16.00	301.00
Nov-10	9.00	310.00
Dec-10	18.00	328.00
Jan-11	19.00	347.00
Feb-11	18.00	365.00
Mar-11	20.00	385.00
Apr-11	7.00	392.00
May-11	4.00	396.00
Jun-11	10.00	406.00
Jul-11	8.00	414.00
	414.00	



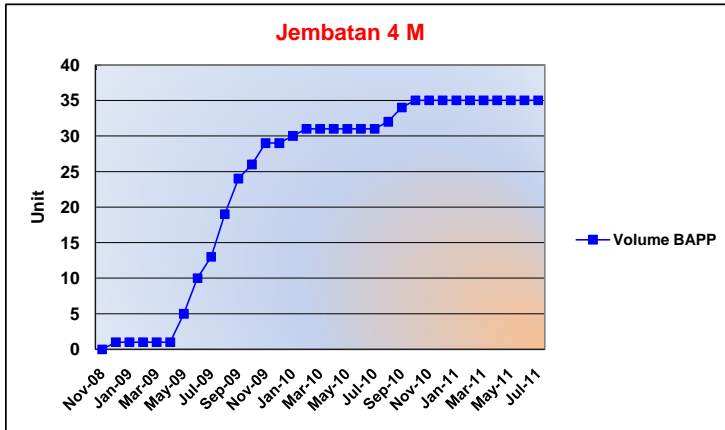
PROGRESS REPORT - Kebun Seriang

Jenis Pekerjaan	Unit	Vol SPK	Realisasi	%
Jembatan 2 M	Unit	-	132.00	0.00%



Bulan	Hasil per Bulan	Kumulatif
Nov-08	-	-
Dec-08	-	-
Jan-09	-	-
Feb-09	-	-
Mar-09	-	-
Apr-09	1.00	1.00
May-09	6.00	7.00
Jun-09	2.00	9.00
Jul-09	7.00	16.00
Aug-09	6.00	22.00
Sep-09	4.00	26.00
Oct-09	6.00	32.00
Nov-09	17.00	49.00
Dec-09	5.00	54.00
Jan-10	7.00	61.00
Feb-10	6.00	67.00
Mar-10	7.00	74.00
Apr-10	6.00	80.00
May-10	8.00	88.00
Jun-10	3.00	91.00
Jul-10	4.00	95.00
Aug-10	16.00	111.00
Sep-10	-	111.00
Oct-10	5.00	116.00
Nov-10	-	116.00
Dec-10	5.00	121.00
Jan-11	2.00	123.00
Feb-11	3.00	126.00
Mar-11	3.00	129.00
Apr-11	2.00	131.00
May-11	1.00	132.00
Jun-11	-	132.00
Jul-11	-	132.00
	132.00	

Jenis Pekerjaan	Unit	Vol SPK	Realisasi	%
Jembatan 4 M	Unit	-	35.00	0.00%

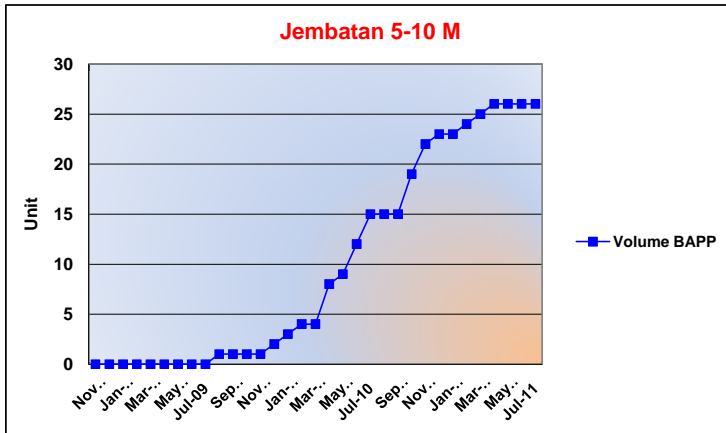


Bulan	Hasil per Bulan	Kumulatif
Nov-08	-	-
Dec-08	1.00	1.00
Jan-09	-	1.00
Feb-09	-	1.00
Mar-09	-	1.00
Apr-09	-	1.00
May-09	4.00	5.00
Jun-09	5.00	10.00
Jul-09	3.00	13.00
Aug-09	6.00	19.00
Sep-09	5.00	24.00
Oct-09	2.00	26.00
Nov-09	3.00	29.00
Dec-09	-	29.00
Jan-10	1.00	30.00
Feb-10	1.00	31.00
Mar-10	-	31.00
Apr-10	-	31.00
May-10	-	31.00
Jun-10	-	31.00
Jul-10	-	31.00
Aug-10	1.00	32.00
Sep-10	2.00	34.00
Oct-10	1.00	35.00
Nov-10	-	35.00
Dec-10	-	35.00
Jan-11	-	35.00
Feb-11	-	35.00
Mar-11	-	35.00
Apr-11	-	35.00
May-11	-	35.00
Jun-11	-	35.00
Jul-11	-	35.00
	35.00	



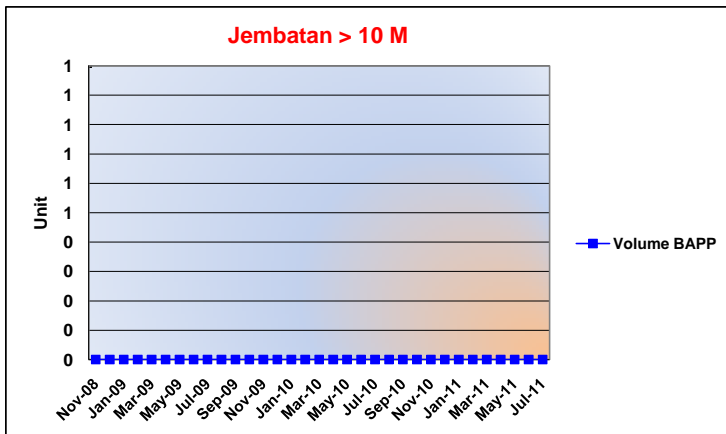
PROGRESS REPORT - Kebun Seriang

Jenis Pekerjaan	Unit	Vol SPK	Realisasi	%
Jembatan 5-10 M	Unit	-	26.00	0.00%



Bulan	Hasil per Bulan	Kumulatif
Nov-08	-	-
Dec-08	-	-
Jan-09	-	-
Feb-09	-	-
Mar-09	-	-
Apr-09	-	-
May-09	-	-
Jun-09	-	-
Jul-09	-	-
Aug-09	1.00	1.00
Sep-09	-	1.00
Oct-09	-	1.00
Nov-09	-	1.00
Dec-09	1.00	2.00
Jan-10	1.00	3.00
Feb-10	1.00	4.00
Mar-10	-	4.00
Apr-10	4.00	8.00
May-10	1.00	9.00
Jun-10	3.00	12.00
Jul-10	3.00	15.00
Aug-10	-	15.00
Sep-10	-	15.00
Oct-10	4.00	19.00
Nov-10	3.00	22.00
Dec-10	1.00	23.00
Jan-11	-	23.00
Feb-11	1.00	24.00
Mar-11	1.00	25.00
Apr-11	1.00	26.00
May-11	-	26.00
Jun-11	-	26.00
Jul-11	-	26.00
	26.00	

Jenis Pekerjaan	Unit	Vol SPK	Realisasi	%
Jembatan > 10 M	Unit	-	-	0.00%

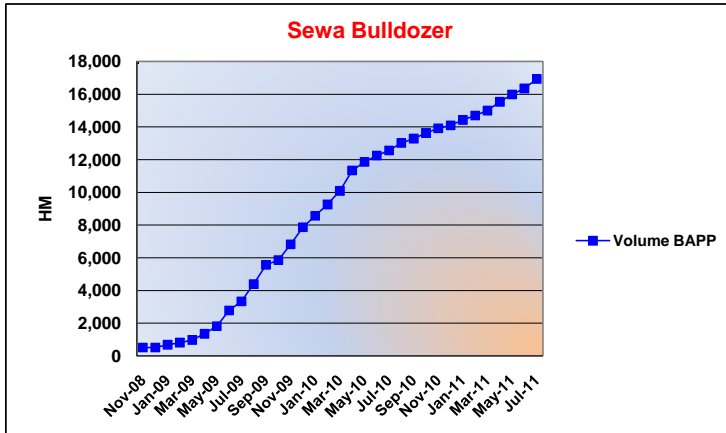


Bulan	Hasil per Bulan	Kumulatif
Nov-08	-	-
Dec-08	-	-
Jan-09	-	-
Feb-09	-	-
Mar-09	-	-
Apr-09	-	-
May-09	-	-
Jun-09	-	-
Jul-09	-	-
Aug-09	-	-
Sep-09	-	-
Oct-09	-	-
Nov-09	-	-
Dec-09	-	-
Jan-10	-	-
Feb-10	-	-
Mar-10	-	-
Apr-10	-	-
May-10	-	-
Jun-10	-	-
Jul-10	-	-
Aug-10	-	-
Sep-10	-	-
Oct-10	-	-
Nov-10	-	-
Dec-10	-	-
Jan-11	-	-
Feb-11	-	-
Mar-11	-	-
Apr-11	-	-
May-11	-	-
Jun-11	-	-
Jul-11	-	-
	-	-



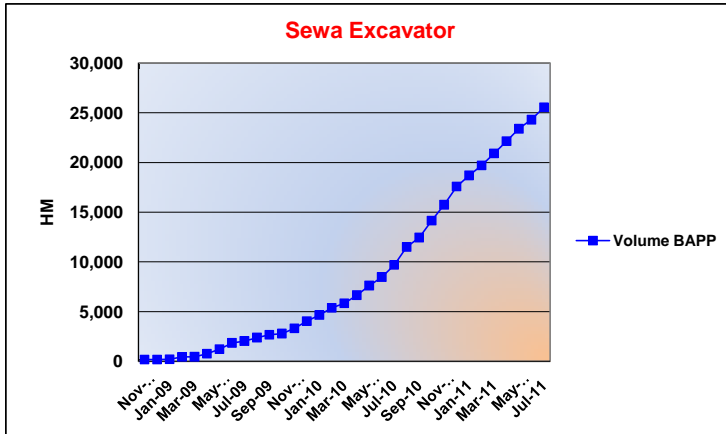
PROGRESS REPORT - Kebun Seriang

Jenis Pekerjaan	Unit	Vol SPK	Realisasi	%
Sewa Bulldozer	HM	-	16,929.90	0.00%



Bulan	Hasil per Bulan	Kumulatif
Nov-08	510.70	510.70
Dec-08	-	510.70
Jan-09	168.10	678.80
Feb-09	131.80	810.60
Mar-09	157.40	968.00
Apr-09	382.80	1,350.80
May-09	458.20	1,809.00
Jun-09	968.80	2,777.80
Jul-09	555.00	3,332.80
Aug-09	1,059.70	4,392.50
Sep-09	1,167.30	5,559.80
Oct-09	297.70	5,857.50
Nov-09	963.50	6,821.00
Dec-09	1,042.30	7,863.30
Jan-10	700.30	8,563.60
Feb-10	696.90	9,260.50
Mar-10	831.50	10,092.00
Apr-10	1,248.60	11,340.60
May-10	523.20	11,863.80
Jun-10	391.80	12,255.60
Jul-10	310.30	12,565.90
Aug-10	452.30	13,018.20
Sep-10	266.80	13,285.00
Oct-10	346.70	13,631.70
Nov-10	280.00	13,911.70
Dec-10	183.10	14,094.80
Jan-11	338.10	14,432.90
Feb-11	267.10	14,700.00
Mar-11	304.00	15,004.00
Apr-11	534.40	15,538.40
May-11	447.70	15,986.10
Jun-11	370.90	16,357.00
Jul-11	572.90	16,929.90
	16,929.90	

Jenis Pekerjaan	Unit	Vol SPK	Realisasi	%
Sewa Excavator	HM	-	25,552.100	0.00%



Bulan	Hasil per Bulan	Kumulatif
Nov-08	175.60	175.60
Dec-08	-	175.60
Jan-09	18.00	193.60
Feb-09	247.10	440.70
Mar-09	16.00	456.70
Apr-09	301.00	757.70
May-09	454.10	1,211.80
Jun-09	637.80	1,849.60
Jul-09	190.00	2,039.60
Aug-09	342.50	2,382.10
Sep-09	276.70	2,658.80
Oct-09	126.10	2,784.90
Nov-09	521.00	3,305.90
Dec-09	730.50	4,036.40
Jan-10	614.30	4,650.70
Feb-10	718.70	5,369.40
Mar-10	466.60	5,836.00
Apr-10	815.70	6,651.70
May-10	964.70	7,616.40
Jun-10	856.00	8,472.40
Jul-10	1,229.30	9,701.70
Aug-10	1,796.10	11,497.80
Sep-10	947.20	12,445.00
Oct-10	1,706.60	14,151.60
Nov-10	1,598.20	15,749.80
Dec-10	1,834.80	17,584.60
Jan-11	1,111.10	18,695.70
Feb-11	1,005.80	19,701.50
Mar-11	1,220.90	20,922.40
Apr-11	1,226.70	22,149.10
May-11	1,247.30	23,396.40
Jun-11	914.00	24,310.40
Jul-11	1,241.70	25,552.10
	25,552.10	