



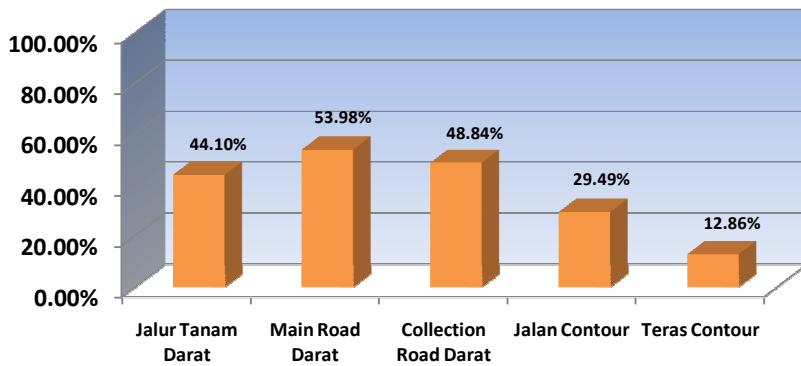
PROGRESS REPORT - Kebun Serieng

KONTRAK NO :

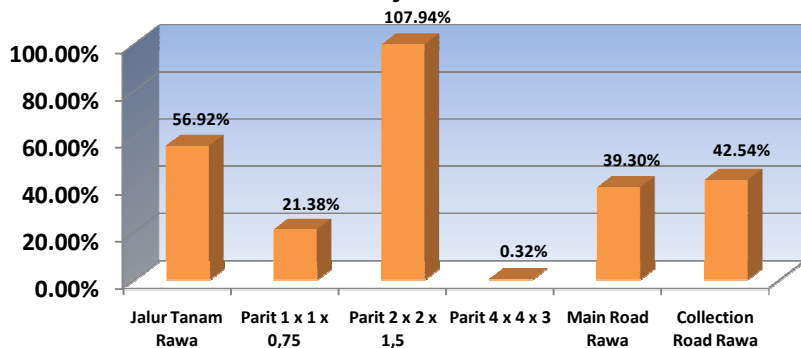
1. SPK No. SRIE/JKTO/10/08/034 - Jalur Tanam, BPRT, & PJLN
2. SPK No. SRIE/JKTO/10/08/035 - SWAB

| Jenis Pekerjaan | Unit | Vol SPK 10 Okt 08 sd 31 Des 11 | Realisasi | | | % |
|-----------------------|-------|--------------------------------------|--------------------------------|--------------------|------------------------|---------|
| | | | AKUMULASI S.D BULAN LALU | BAPP April 2011 | S.D BAPP April 2011 | |
| Bulldozer | | | | | | |
| Jalur Tanam Darat | Ha | 5,900.00 | 2,572.21 | 29.73 | 2,601.94 | 44.10% |
| Main Road Darat | Meter | 60,180.00 | 32,405.93 | 78.76 | 32,484.69 | 53.98% |
| Collection Road Darat | Meter | 198,240.00 | 96,115.28 | 701.33 | 96,816.61 | 48.84% |
| Jalan Contour | Meter | 207,000.00 | 59,488.02 | 1,561.87 | 61,049.89 | 29.49% |
| Teras Contour | Meter | 2,564,500.00 | 325,415.17 | 4,322.47 | 329,737.64 | 12.86% |
| Sewa Bulldozer | HM | - | 15,004.00 | 534.40 | 15,538.40 | |
| Excavator | | | | | | |
| Jalur Tanam Rawa | Ha | 1,800.00 | 1,006.16 | 18.31 | 1,024.47 | 56.92% |
| Parit 1 x 1 x 0,75 | Meter | 721,000.00 | 150,523.05 | 3,596.97 | 154,120.02 | 21.38% |
| Parit 2 x 2 x 1,5 | Meter | 119,480.00 | 125,693.76 | 3,271.04 | 128,964.80 | 107.94% |
| Parit 4 x 4 x 3 | Meter | 47,860.00 | 152.73 | - | 152.73 | 0.32% |
| Main Road Rawa | Meter | 18,360.00 | 6,996.65 | 217.98 | 7,214.63 | 39.30% |
| Collection Road Rawa | Meter | 60,480.00 | 25,107.41 | 619.49 | 25,726.90 | 42.54% |
| Gorong-gorong | Unit | - | 385.00 | 7.00 | 392.00 | |
| Jembatan 2 M | Unit | - | 129.00 | 2.00 | 131.00 | |
| Jembatan 4 M | Unit | - | 35.00 | - | 35.00 | |
| Jembatan 5-10 M | Unit | - | 25.00 | 1.00 | 26.00 | |
| Jembatan > 10 M | Unit | - | - | - | - | |
| Sewa Excavator | HM | - | 20,922.40 | 1,226.70 | 22,149.10 | |

Pekerjaan Bulldozer



Pekerjaan Excavator

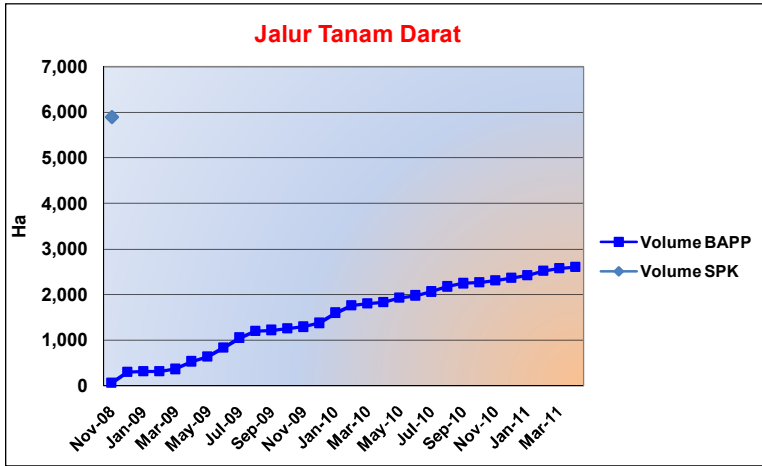




PROGRESS REPORT - Kebun Seriang

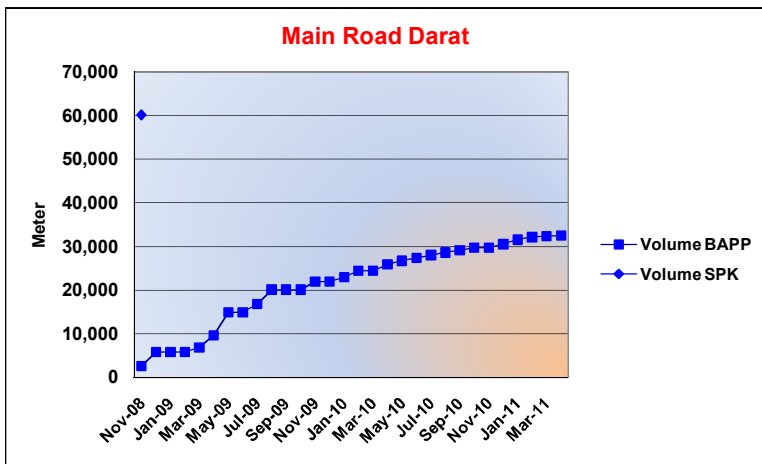
Chart & Detail Per Month

| Jenis Pekerjaan | Unit | Vol SPK | Realisasi | % |
|-------------------|------|----------|-----------|--------|
| Jalur Tanam Darat | Ha | 5,900.00 | 2,601.94 | 44.10% |



| Bulan | Hasil per Bulan | Kumulatif |
|--------|-----------------|-----------|
| Nov-08 | 61.50 | 61.50 |
| Dec-08 | 238.56 | 300.06 |
| Jan-09 | 14.99 | 315.05 |
| Feb-09 | - | 315.05 |
| Mar-09 | 48.55 | 363.60 |
| Apr-09 | 164.23 | 527.83 |
| May-09 | 109.69 | 637.52 |
| Jun-09 | 196.24 | 833.76 |
| Jul-09 | 216.10 | 1,049.86 |
| Aug-09 | 144.46 | 1,194.32 |
| Sep-09 | 24.83 | 1,219.15 |
| Oct-09 | 34.17 | 1,253.32 |
| Nov-09 | 38.56 | 1,291.88 |
| Dec-09 | 82.13 | 1,374.01 |
| Jan-10 | 223.74 | 1,597.75 |
| Feb-10 | 161.16 | 1,758.91 |
| Mar-10 | 39.46 | 1,798.37 |
| Apr-10 | 35.42 | 1,833.79 |
| May-10 | 91.70 | 1,925.49 |
| Jun-10 | 51.15 | 1,976.64 |
| Jul-10 | 85.36 | 2,062.00 |
| Aug-10 | 115.00 | 2,177.00 |
| Sep-10 | 69.66 | 2,246.66 |
| Oct-10 | 22.40 | 2,269.06 |
| Nov-10 | 40.94 | 2,310.00 |
| Dec-10 | 50.92 | 2,360.92 |
| Jan-11 | 61.80 | 2,422.72 |
| Feb-11 | 94.13 | 2,516.85 |
| Mar-11 | 55.36 | 2,572.21 |
| Apr-11 | 29.73 | 2,601.94 |
| | | |
| | 2,601.94 | |

| Jenis Pekerjaan | Unit | Vol SPK | Realisasi | % |
|-----------------|-------|-----------|-----------|--------|
| Main Road Darat | Meter | 60,180.00 | 32,484.69 | 53.98% |

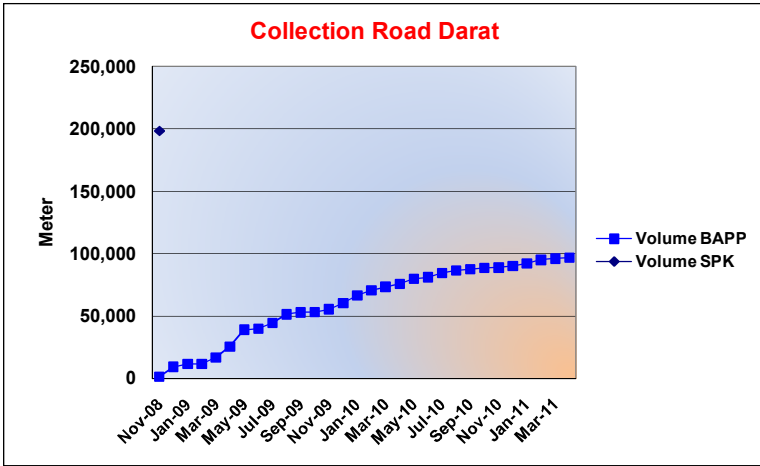


| Bulan | Hasil per Bulan | Kumulatif |
|--------|-----------------|-----------|
| Nov-08 | 2,667.68 | 2,667.68 |
| Dec-08 | 3,178.91 | 5,846.59 |
| Jan-09 | - | 5,846.59 |
| Feb-09 | - | 5,846.59 |
| Mar-09 | 1,057.79 | 6,904.38 |
| Apr-09 | 2,729.04 | 9,633.42 |
| May-09 | 5,272.81 | 14,906.23 |
| Jun-09 | - | 14,906.23 |
| Jul-09 | 1,936.11 | 16,842.34 |
| Aug-09 | 3,275.04 | 20,117.38 |
| Sep-09 | - | 20,117.38 |
| Oct-09 | - | 20,117.38 |
| Nov-09 | 1,843.09 | 21,960.47 |
| Dec-09 | - | 21,960.47 |
| Jan-10 | 1,070.83 | 23,031.30 |
| Feb-10 | 1,387.85 | 24,419.15 |
| Mar-10 | 13.09 | 24,432.24 |
| Apr-10 | 1,507.03 | 25,939.27 |
| May-10 | 809.76 | 26,749.03 |
| Jun-10 | 658.19 | 27,407.22 |
| Jul-10 | 612.09 | 28,019.31 |
| Aug-10 | 633.10 | 28,652.41 |
| Sep-10 | 473.28 | 29,125.69 |
| Oct-10 | 603.10 | 29,728.79 |
| Nov-10 | - | 29,728.79 |
| Dec-10 | 824.82 | 30,553.61 |
| Jan-11 | 1,026.28 | 31,579.89 |
| Feb-11 | 578.94 | 32,158.83 |
| Mar-11 | 247.10 | 32,405.93 |
| Apr-11 | 78.76 | 32,484.69 |
| | | |
| | 32,484.69 | |



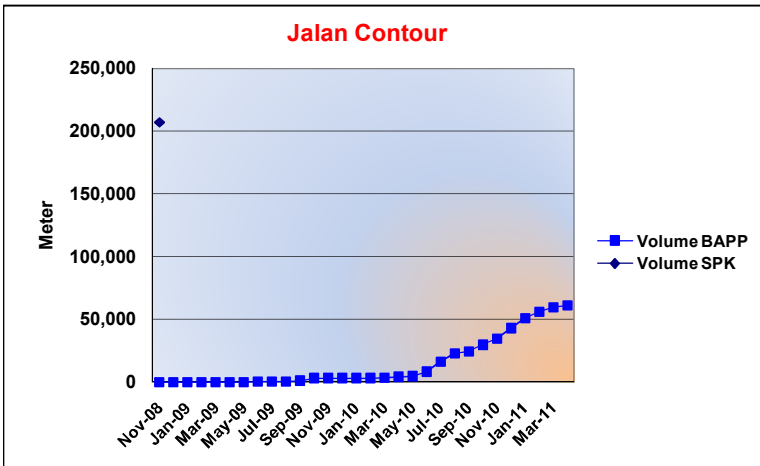
PROGRESS REPORT - Kebun Seriang

| Jenis Pekerjaan | Unit | Vol SPK | Realisasi | % |
|-----------------------|-------|------------|-----------|--------|
| Collection Road Darat | Meter | 198,240.00 | 96,816.61 | 48.84% |



| Bulan | Hasil per Bulan | Kumulatif |
|--------|-----------------|-----------|
| Nov-08 | 1,458.44 | 1,458.44 |
| Dec-08 | 7,851.49 | 9,309.93 |
| Jan-09 | 2,448.22 | 11,758.15 |
| Feb-09 | - | 11,758.15 |
| Mar-09 | 4,923.02 | 16,681.17 |
| Apr-09 | 8,990.11 | 25,671.28 |
| May-09 | 13,394.16 | 39,065.44 |
| Jun-09 | 765.95 | 39,831.39 |
| Jul-09 | 4,751.65 | 44,583.04 |
| Aug-09 | 6,955.39 | 51,538.43 |
| Sep-09 | 1,445.97 | 52,984.40 |
| Oct-09 | 396.79 | 53,381.19 |
| Nov-09 | 2,143.86 | 55,525.05 |
| Dec-09 | 5,017.74 | 60,542.79 |
| Jan-10 | 5,965.20 | 66,507.99 |
| Feb-10 | 4,341.00 | 70,848.99 |
| Mar-10 | 2,602.58 | 73,451.57 |
| Apr-10 | 2,453.19 | 75,904.76 |
| May-10 | 3,958.22 | 79,862.98 |
| Jun-10 | 1,301.22 | 81,164.20 |
| Jul-10 | 3,566.54 | 84,730.74 |
| Aug-10 | 1,897.35 | 86,628.09 |
| Sep-10 | 903.54 | 87,531.63 |
| Oct-10 | 1,219.17 | 88,750.80 |
| Nov-10 | 162.15 | 88,912.95 |
| Dec-10 | 1,377.27 | 90,290.22 |
| Jan-11 | 2,155.53 | 92,445.75 |
| Feb-11 | 2,750.89 | 95,196.64 |
| Mar-11 | 918.64 | 96,115.28 |
| Apr-11 | 701.33 | 96,816.61 |
| | | |
| | | |
| | 96,816.61 | |

| Jenis Pekerjaan | Unit | Vol SPK | Realisasi | % |
|-----------------|-------|------------|-----------|--------|
| Jalan Contour | Meter | 207,000.00 | 61,049.89 | 29.49% |

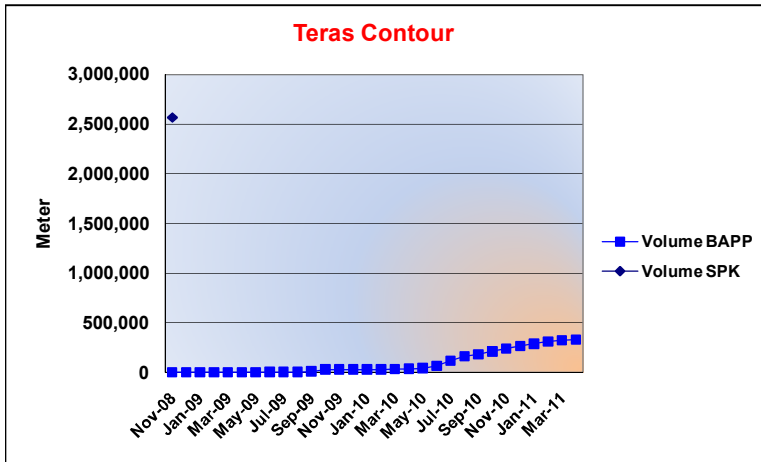


| Bulan | Hasil per Bulan | Kumulatif |
|--------|-----------------|-----------|
| Nov-08 | - | - |
| Dec-08 | - | - |
| Jan-09 | - | - |
| Feb-09 | - | - |
| Mar-09 | - | - |
| Apr-09 | - | - |
| May-09 | - | - |
| Jun-09 | 323.33 | 323.33 |
| Jul-09 | - | 323.33 |
| Aug-09 | - | 323.33 |
| Sep-09 | 807.12 | 1,130.45 |
| Oct-09 | 2,114.11 | 3,244.56 |
| Nov-09 | - | 3,244.56 |
| Dec-09 | - | 3,244.56 |
| Jan-10 | - | 3,244.56 |
| Feb-10 | - | 3,244.56 |
| Mar-10 | 263.89 | 3,508.45 |
| Apr-10 | 658.24 | 4,166.69 |
| May-10 | 593.94 | 4,760.63 |
| Jun-10 | 3,497.44 | 8,258.07 |
| Jul-10 | 8,000.26 | 16,258.33 |
| Aug-10 | 6,519.95 | 22,778.28 |
| Sep-10 | 1,480.18 | 24,258.46 |
| Oct-10 | 5,527.43 | 29,785.89 |
| Nov-10 | 4,810.93 | 34,596.82 |
| Dec-10 | 8,357.19 | 42,954.01 |
| Jan-11 | 8,128.60 | 51,082.61 |
| Feb-11 | 5,014.16 | 56,096.77 |
| Mar-11 | 3,391.25 | 59,488.02 |
| Apr-11 | 1,561.87 | 61,049.89 |
| | | |
| | | |
| | 61,049.89 | |



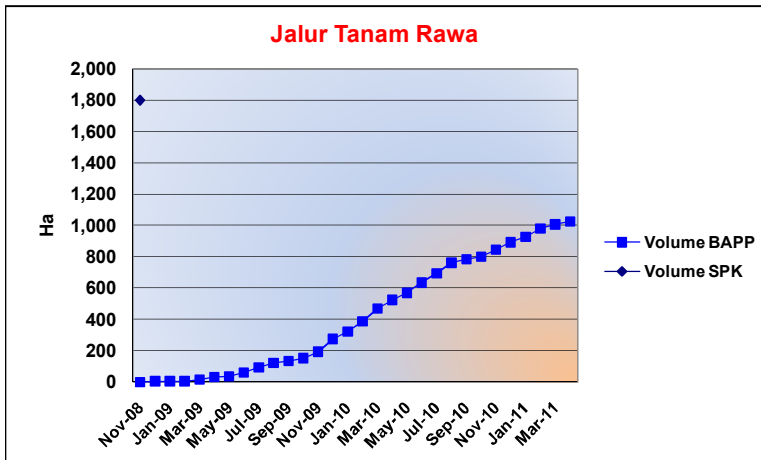
PROGRESS REPORT - Kebun Seriang

| Jenis Pekerjaan | Unit | Vol SPK | Realisasi | % |
|-----------------|-------|--------------|------------|--------|
| Teras Contour | Meter | 2,564,500.00 | 329,737.64 | 12.86% |



| Bulan | Hasil per Bulan | Kumulatif |
|--------|-------------------|------------|
| Nov-08 | - | - |
| Dec-08 | - | - |
| Jan-09 | - | - |
| Feb-09 | - | - |
| Mar-09 | - | - |
| Apr-09 | - | - |
| May-09 | - | - |
| Jun-09 | 2,611.42 | 2,611.42 |
| Jul-09 | - | 2,611.42 |
| Aug-09 | - | 2,611.42 |
| Sep-09 | 5,999.46 | 8,610.88 |
| Oct-09 | 19,567.15 | 28,178.03 |
| Nov-09 | - | 28,178.03 |
| Dec-09 | - | 28,178.03 |
| Jan-10 | - | 28,178.03 |
| Feb-10 | - | 28,178.03 |
| Mar-10 | 3,171.87 | 31,349.90 |
| Apr-10 | 4,198.41 | 35,548.31 |
| May-10 | 6,374.80 | 41,923.11 |
| Jun-10 | 20,226.46 | 62,149.57 |
| Jul-10 | 55,355.75 | 117,505.32 |
| Aug-10 | 41,750.71 | 159,256.03 |
| Sep-10 | 20,103.83 | 179,359.86 |
| Oct-10 | 31,347.36 | 210,707.22 |
| Nov-10 | 30,058.29 | 240,765.51 |
| Dec-10 | 23,546.63 | 264,312.14 |
| Jan-11 | 23,697.75 | 288,009.89 |
| Feb-11 | 25,176.09 | 313,185.98 |
| Mar-11 | 12,229.19 | 325,415.17 |
| Apr-11 | 4,322.47 | 329,737.64 |
| | | |
| | 329,737.64 | |

| Jenis Pekerjaan | Unit | Vol SPK | Realisasi | % |
|------------------|------|----------|-----------|--------|
| Jalur Tanam Rawa | Ha | 1,800.00 | 1,024.47 | 56.92% |

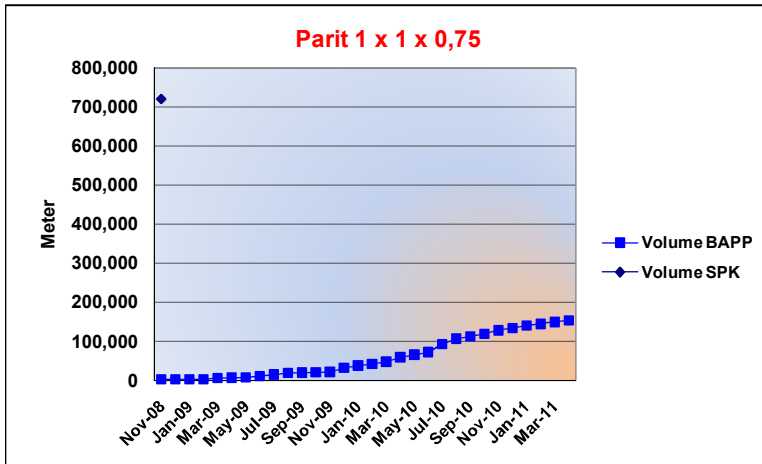


| Bulan | Hasil per Bulan | Kumulatif |
|--------|-----------------|-----------|
| Nov-08 | - | - |
| Dec-08 | 5.59 | 5.59 |
| Jan-09 | - | 5.59 |
| Feb-09 | - | 5.59 |
| Mar-09 | 9.13 | 14.72 |
| Apr-09 | 17.45 | 32.17 |
| May-09 | 4.13 | 36.30 |
| Jun-09 | 24.03 | 60.33 |
| Jul-09 | 32.73 | 93.06 |
| Aug-09 | 29.54 | 122.60 |
| Sep-09 | 10.42 | 133.02 |
| Oct-09 | 19.72 | 152.74 |
| Nov-09 | 40.98 | 193.72 |
| Dec-09 | 81.15 | 274.87 |
| Jan-10 | 46.36 | 321.23 |
| Feb-10 | 66.19 | 387.42 |
| Mar-10 | 82.01 | 469.43 |
| Apr-10 | 54.55 | 523.98 |
| May-10 | 45.87 | 569.85 |
| Jun-10 | 65.81 | 635.66 |
| Jul-10 | 57.77 | 693.43 |
| Aug-10 | 67.96 | 761.39 |
| Sep-10 | 22.21 | 783.60 |
| Oct-10 | 17.02 | 800.62 |
| Nov-10 | 45.73 | 846.35 |
| Dec-10 | 45.58 | 891.93 |
| Jan-11 | 35.33 | 927.26 |
| Feb-11 | 51.92 | 979.18 |
| Mar-11 | 26.98 | 1,006.16 |
| Apr-11 | 18.31 | 1,024.47 |
| | | |
| | 1,024.47 | |



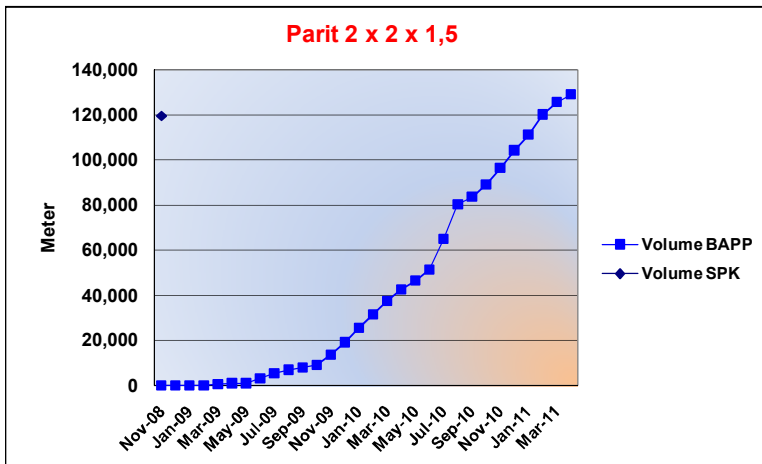
PROGRESS REPORT - Kebun Seriang

| Jenis Pekerjaan | Unit | Vol SPK | Realisasi | % |
|--------------------|-------|------------|------------|--------|
| Parit 1 x 1 x 0,75 | Meter | 721,000.00 | 154,120.02 | 21.38% |



| Bulan | Hasil per Bulan | Kumulatif |
|--------|-------------------|------------|
| Nov-08 | 3,773.74 | 3,773.74 |
| Dec-08 | - | 3,773.74 |
| Jan-09 | - | 3,773.74 |
| Feb-09 | - | 3,773.74 |
| Mar-09 | 2,677.18 | 6,450.92 |
| Apr-09 | 931.22 | 7,382.14 |
| May-09 | 967.80 | 8,349.94 |
| Jun-09 | 3,654.71 | 12,004.65 |
| Jul-09 | 3,721.20 | 15,725.85 |
| Aug-09 | 3,817.92 | 19,543.77 |
| Sep-09 | 1,114.27 | 20,658.04 |
| Oct-09 | 944.18 | 21,602.22 |
| Nov-09 | 953.16 | 22,555.38 |
| Dec-09 | 10,284.63 | 32,840.01 |
| Jan-10 | 5,773.98 | 38,613.99 |
| Feb-10 | 4,714.82 | 43,328.81 |
| Mar-10 | 5,140.01 | 48,468.82 |
| Apr-10 | 11,560.45 | 60,029.27 |
| May-10 | 6,381.40 | 66,410.67 |
| Jun-10 | 6,607.37 | 73,018.04 |
| Jul-10 | 21,009.63 | 94,027.67 |
| Aug-10 | 13,412.71 | 107,440.38 |
| Sep-10 | 5,496.96 | 112,937.34 |
| Oct-10 | 7,217.65 | 120,154.99 |
| Nov-10 | 8,654.36 | 128,809.35 |
| Dec-10 | 5,935.57 | 134,744.92 |
| Jan-11 | 6,622.70 | 141,367.62 |
| Feb-11 | 3,896.55 | 145,264.17 |
| Mar-11 | 5,258.88 | 150,523.05 |
| Apr-11 | 3,596.97 | 154,120.02 |
| | | |
| | 154,120.02 | |

| Jenis Pekerjaan | Unit | Vol SPK | Realisasi | % |
|-------------------|-------|---------|-------------|---------|
| Parit 2 x 2 x 1,5 | Meter | 119,480 | 128,964.800 | 107.94% |

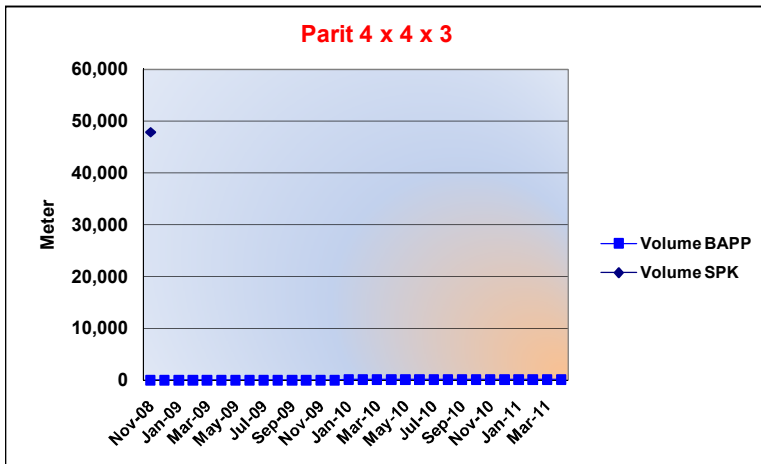


| Bulan | Hasil per Bulan | Kumulatif |
|--------|--------------------|-------------|
| Nov-08 | - | - |
| Dec-08 | - | - |
| Jan-09 | - | - |
| Feb-09 | - | - |
| Mar-09 | 519.180 | 519.180 |
| Apr-09 | 394.940 | 914.120 |
| May-09 | - | 914.120 |
| Jun-09 | 2,150.970 | 3,065.090 |
| Jul-09 | 2,241.600 | 5,306.690 |
| Aug-09 | 1,623.930 | 6,930.620 |
| Sep-09 | 882.480 | 7,813.100 |
| Oct-09 | 1,168.860 | 8,981.960 |
| Nov-09 | 4,667.430 | 13,649.390 |
| Dec-09 | 5,416.470 | 19,065.860 |
| Jan-10 | 6,486.030 | 25,551.890 |
| Feb-10 | 5,930.960 | 31,482.850 |
| Mar-10 | 5,900.440 | 37,383.290 |
| Apr-10 | 5,094.400 | 42,477.690 |
| May-10 | 3,950.660 | 46,428.350 |
| Jun-10 | 4,945.740 | 51,374.090 |
| Jul-10 | 13,457.720 | 64,831.810 |
| Aug-10 | 15,467.990 | 80,299.800 |
| Sep-10 | 3,340.700 | 83,640.500 |
| Oct-10 | 5,454.700 | 89,095.200 |
| Nov-10 | 7,291.680 | 96,386.880 |
| Dec-10 | 7,802.380 | 104,189.260 |
| Jan-11 | 6,949.550 | 111,138.810 |
| Feb-11 | 8,973.590 | 120,112.400 |
| Mar-11 | 5,581.360 | 125,693.760 |
| Apr-11 | 3,271.040 | 128,964.800 |
| | | |
| | 128,964.800 | |



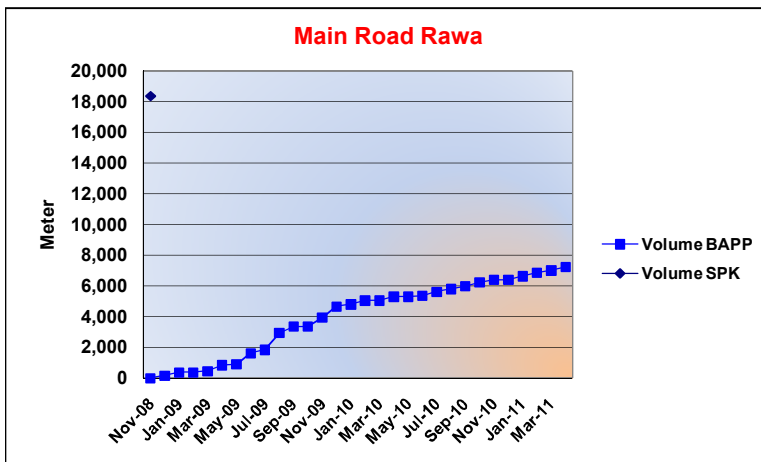
PROGRESS REPORT - Kebun Seriang

| Jenis Pekerjaan | Unit | Vol SPK | Realisasi | % |
|-----------------|-------|-----------|-----------|-------|
| Parit 4 x 4 x 3 | Meter | 47,860.00 | 152.73 | 0.32% |



| Bulan | Hasil per Bulan | Kumulatif |
|--------|-----------------|-----------|
| Nov-08 | - | - |
| Dec-08 | - | - |
| Jan-09 | - | - |
| Feb-09 | - | - |
| Mar-09 | - | - |
| Apr-09 | - | - |
| May-09 | - | - |
| Jun-09 | - | - |
| Jul-09 | - | - |
| Aug-09 | - | - |
| Sep-09 | - | - |
| Oct-09 | - | - |
| Nov-09 | - | - |
| Dec-09 | - | - |
| Jan-10 | 152.73 | 152.73 |
| Feb-10 | - | 152.73 |
| Mar-10 | - | 152.73 |
| Apr-10 | - | 152.73 |
| May-10 | - | 152.73 |
| Jun-10 | - | 152.73 |
| Jul-10 | - | 152.73 |
| Aug-10 | - | 152.73 |
| Sep-10 | - | 152.73 |
| Oct-10 | - | 152.73 |
| Nov-10 | - | 152.73 |
| Dec-10 | - | 152.73 |
| Jan-11 | - | 152.73 |
| Feb-11 | - | 152.73 |
| Mar-11 | - | 152.73 |
| Apr-11 | - | 152.73 |
| | 152.73 | |

| Jenis Pekerjaan | Unit | Vol SPK | Realisasi | % |
|-----------------|-------|-----------|-----------|--------|
| Main Road Rawa | Meter | 18,360.00 | 7,214.63 | 39.30% |

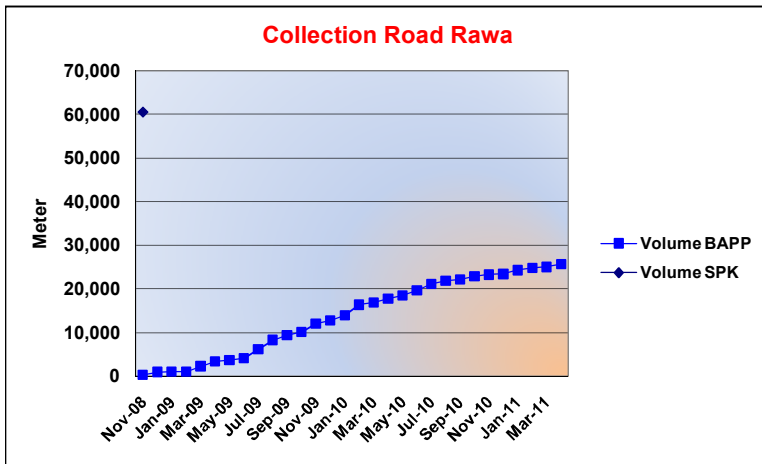


| Bulan | Hasil per Bulan | Kumulatif |
|--------|-----------------|-----------|
| Nov-08 | - | - |
| Dec-08 | 167.74 | 167.74 |
| Jan-09 | 199.73 | 367.47 |
| Feb-09 | - | 367.47 |
| Mar-09 | 71.44 | 438.91 |
| Apr-09 | 398.46 | 837.37 |
| May-09 | 58.60 | 895.97 |
| Jun-09 | 728.15 | 1,624.12 |
| Jul-09 | 222.37 | 1,846.49 |
| Aug-09 | 1,085.96 | 2,932.45 |
| Sep-09 | 415.68 | 3,348.13 |
| Oct-09 | - | 3,348.13 |
| Nov-09 | 589.11 | 3,937.24 |
| Dec-09 | 718.01 | 4,655.25 |
| Jan-10 | 133.17 | 4,788.42 |
| Feb-10 | 253.16 | 5,041.58 |
| Mar-10 | - | 5,041.58 |
| Apr-10 | 254.75 | 5,296.33 |
| May-10 | - | 5,296.33 |
| Jun-10 | 60.22 | 5,356.55 |
| Jul-10 | 254.93 | 5,611.48 |
| Aug-10 | 173.13 | 5,784.61 |
| Sep-10 | 188.31 | 5,972.92 |
| Oct-10 | 260.65 | 6,233.57 |
| Nov-10 | 153.83 | 6,387.40 |
| Dec-10 | - | 6,387.40 |
| Jan-11 | 236.04 | 6,623.44 |
| Feb-11 | 218.00 | 6,841.44 |
| Mar-11 | 155.21 | 6,996.65 |
| Apr-11 | 217.98 | 7,214.63 |
| | 7,214.63 | |



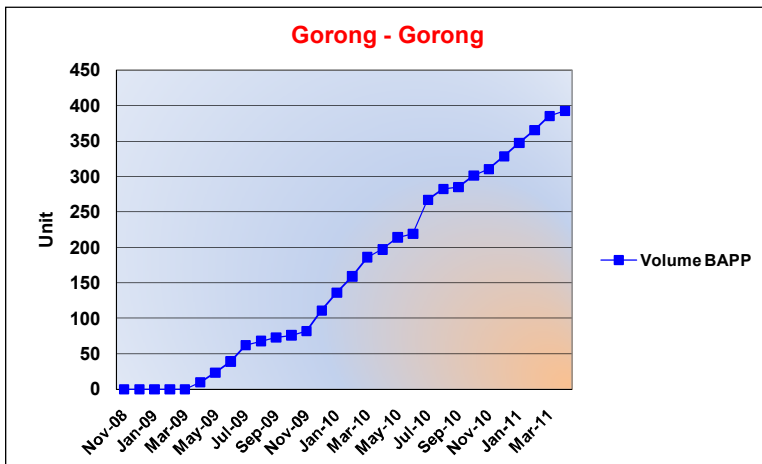
PROGRESS REPORT - Kebun Seriang

| Jenis Pekerjaan | Unit | Vol SPK | Realisasi | % |
|----------------------|-------|-----------|-----------|--------|
| Collection Road Rawa | Meter | 60,480.00 | 25,726.90 | 42.54% |



| Bulan | Hasil per Bulan | Kumulatif |
|--------|-----------------|-----------|
| Nov-08 | 373.24 | 373.24 |
| Dec-08 | 659.37 | 1,032.61 |
| Jan-09 | 85.55 | 1,118.16 |
| Feb-09 | - | 1,118.16 |
| Mar-09 | 1,232.21 | 2,350.37 |
| Apr-09 | 1,066.80 | 3,417.17 |
| May-09 | 335.74 | 3,752.91 |
| Jun-09 | 377.06 | 4,129.97 |
| Jul-09 | 2,061.78 | 6,191.75 |
| Aug-09 | 2,147.59 | 8,339.34 |
| Sep-09 | 1,151.28 | 9,490.62 |
| Oct-09 | 726.75 | 10,217.37 |
| Nov-09 | 1,907.69 | 12,125.06 |
| Dec-09 | 683.68 | 12,808.74 |
| Jan-10 | 1,161.54 | 13,970.28 |
| Feb-10 | 2,469.28 | 16,439.56 |
| Mar-10 | 531.91 | 16,971.47 |
| Apr-10 | 823.02 | 17,794.49 |
| May-10 | 715.70 | 18,510.19 |
| Jun-10 | 1,260.66 | 19,770.85 |
| Jul-10 | 1,398.37 | 21,169.22 |
| Aug-10 | 778.58 | 21,947.80 |
| Sep-10 | 259.92 | 22,207.72 |
| Oct-10 | 759.87 | 22,967.59 |
| Nov-10 | 353.23 | 23,320.82 |
| Dec-10 | 172.80 | 23,493.62 |
| Jan-11 | 850.85 | 24,344.47 |
| Feb-11 | 511.07 | 24,855.54 |
| Mar-11 | 251.87 | 25,107.41 |
| Apr-11 | 619.49 | 25,726.90 |
| | | |
| | 25,726.90 | |

| Jenis Pekerjaan | Unit | Vol SPK | Realisasi | % |
|-----------------|------|---------|-----------|-------|
| Gorong-gorong | Unit | - | 392.00 | 0.00% |

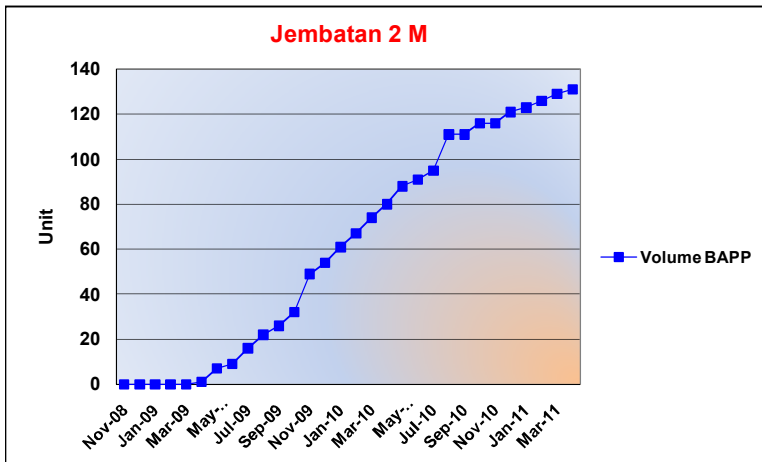


| Bulan | Hasil per Bulan | Kumulatif |
|--------|-----------------|-----------|
| Nov-08 | - | - |
| Dec-08 | - | - |
| Jan-09 | - | - |
| Feb-09 | - | - |
| Mar-09 | - | - |
| Apr-09 | 10.00 | 10.00 |
| May-09 | 13.00 | 23.00 |
| Jun-09 | 16.00 | 39.00 |
| Jul-09 | 23.00 | 62.00 |
| Aug-09 | 6.00 | 68.00 |
| Sep-09 | 5.00 | 73.00 |
| Oct-09 | 3.00 | 76.00 |
| Nov-09 | 6.00 | 82.00 |
| Dec-09 | 29.00 | 111.00 |
| Jan-10 | 25.00 | 136.00 |
| Feb-10 | 23.00 | 159.00 |
| Mar-10 | 27.00 | 186.00 |
| Apr-10 | 11.00 | 197.00 |
| May-10 | 17.00 | 214.00 |
| Jun-10 | 5.00 | 219.00 |
| Jul-10 | 48.00 | 267.00 |
| Aug-10 | 15.00 | 282.00 |
| Sep-10 | 3.00 | 285.00 |
| Oct-10 | 16.00 | 301.00 |
| Nov-10 | 9.00 | 310.00 |
| Dec-10 | 18.00 | 328.00 |
| Jan-11 | 19.00 | 347.00 |
| Feb-11 | 18.00 | 365.00 |
| Mar-11 | 20.00 | 385.00 |
| Apr-11 | 7.00 | 392.00 |
| | | |
| | 392.00 | |



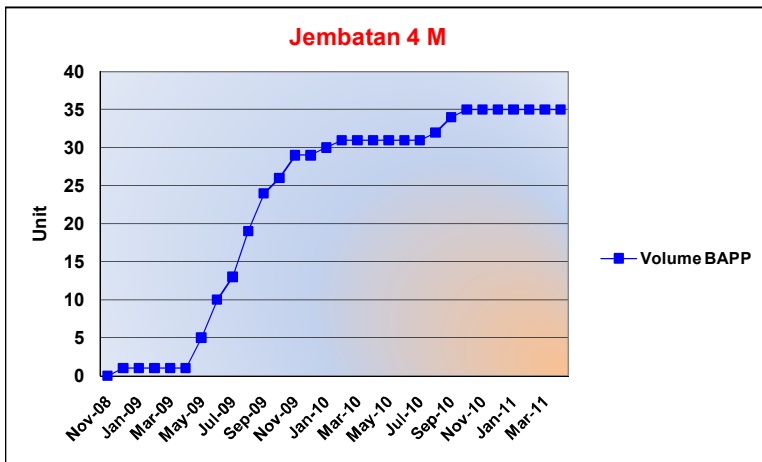
PROGRESS REPORT - Kebun Seriang

| Jenis Pekerjaan | Unit | Vol SPK | Realisasi | % |
|-----------------|------|---------|-----------|-------|
| Jembatan 2 M | Unit | - | 131.00 | 0.00% |



| Bulan | Hasil per Bulan | Kumulatif |
|--------|-----------------|-----------|
| Nov-08 | - | - |
| Dec-08 | - | - |
| Jan-09 | - | - |
| Feb-09 | - | - |
| Mar-09 | - | - |
| Apr-09 | 1.00 | 1.00 |
| May-09 | 6.00 | 7.00 |
| Jun-09 | 2.00 | 9.00 |
| Jul-09 | 7.00 | 16.00 |
| Aug-09 | 6.00 | 22.00 |
| Sep-09 | 4.00 | 26.00 |
| Oct-09 | 6.00 | 32.00 |
| Nov-09 | 17.00 | 49.00 |
| Dec-09 | 5.00 | 54.00 |
| Jan-10 | 7.00 | 61.00 |
| Feb-10 | 6.00 | 67.00 |
| Mar-10 | 7.00 | 74.00 |
| Apr-10 | 6.00 | 80.00 |
| May-10 | 8.00 | 88.00 |
| Jun-10 | 3.00 | 91.00 |
| Jul-10 | 4.00 | 95.00 |
| Aug-10 | 16.00 | 111.00 |
| Sep-10 | - | 111.00 |
| Oct-10 | 5.00 | 116.00 |
| Nov-10 | - | 116.00 |
| Dec-10 | 5.00 | 121.00 |
| Jan-11 | 2.00 | 123.00 |
| Feb-11 | 3.00 | 126.00 |
| Mar-11 | 3.00 | 129.00 |
| Apr-11 | 2.00 | 131.00 |
| | | |
| | 131.00 | |

| Jenis Pekerjaan | Unit | Vol SPK | Realisasi | % |
|-----------------|------|---------|-----------|-------|
| Jembatan 4 M | Unit | - | 35.00 | 0.00% |

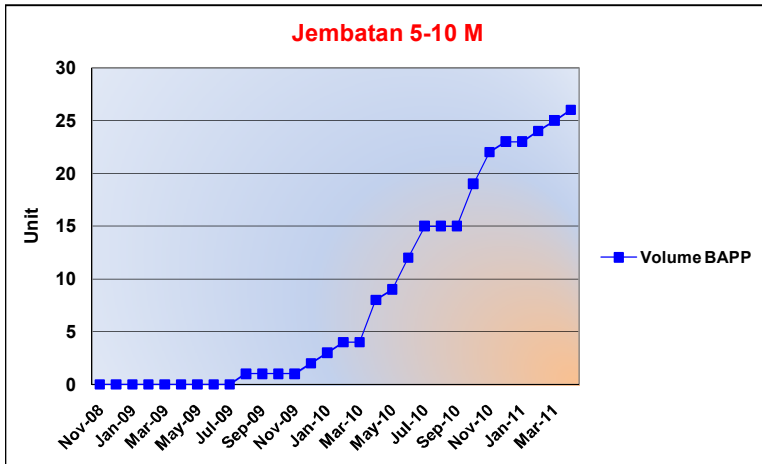


| Bulan | Hasil per Bulan | Kumulatif |
|--------|-----------------|-----------|
| Nov-08 | - | - |
| Dec-08 | 1.00 | 1.00 |
| Jan-09 | - | 1.00 |
| Feb-09 | - | 1.00 |
| Mar-09 | - | 1.00 |
| Apr-09 | - | 1.00 |
| May-09 | 4.00 | 5.00 |
| Jun-09 | 5.00 | 10.00 |
| Jul-09 | 3.00 | 13.00 |
| Aug-09 | 6.00 | 19.00 |
| Sep-09 | 5.00 | 24.00 |
| Oct-09 | 2.00 | 26.00 |
| Nov-09 | 3.00 | 29.00 |
| Dec-09 | - | 29.00 |
| Jan-10 | 1.00 | 30.00 |
| Feb-10 | 1.00 | 31.00 |
| Mar-10 | - | 31.00 |
| Apr-10 | - | 31.00 |
| May-10 | - | 31.00 |
| Jun-10 | - | 31.00 |
| Jul-10 | - | 31.00 |
| Aug-10 | 1.00 | 32.00 |
| Sep-10 | 2.00 | 34.00 |
| Oct-10 | 1.00 | 35.00 |
| Nov-10 | - | 35.00 |
| Dec-10 | - | 35.00 |
| Jan-11 | - | 35.00 |
| Feb-11 | - | 35.00 |
| Mar-11 | - | 35.00 |
| Apr-11 | - | 35.00 |
| | | |
| | 35.00 | |



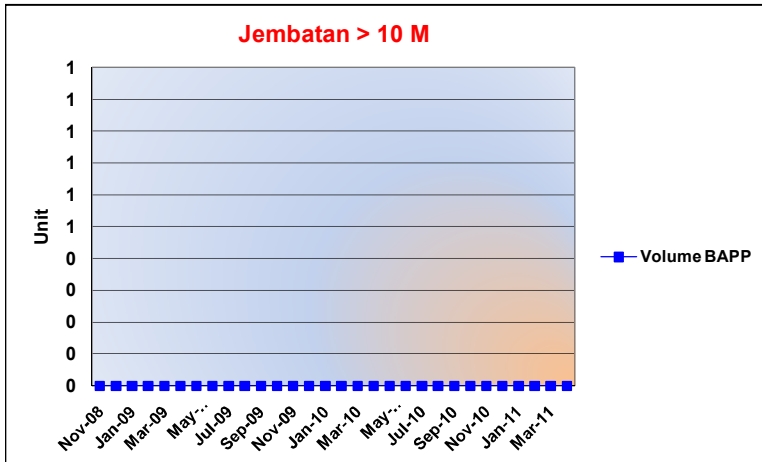
PROGRESS REPORT - Kebun Seriang

| Jenis Pekerjaan | Unit | Vol SPK | Realisasi | % |
|-----------------|------|---------|-----------|-------|
| Jembatan 5-10 M | Unit | - | 26.00 | 0.00% |



| Bulan | Hasil per Bulan | Kumulatif |
|--------|-----------------|-----------|
| Nov-08 | - | - |
| Dec-08 | - | - |
| Jan-09 | - | - |
| Feb-09 | - | - |
| Mar-09 | - | - |
| Apr-09 | - | - |
| May-09 | - | - |
| Jun-09 | - | - |
| Jul-09 | - | - |
| Aug-09 | 1.00 | 1.00 |
| Sep-09 | - | 1.00 |
| Oct-09 | - | 1.00 |
| Nov-09 | - | 1.00 |
| Dec-09 | 1.00 | 2.00 |
| Jan-10 | 1.00 | 3.00 |
| Feb-10 | 1.00 | 4.00 |
| Mar-10 | - | 4.00 |
| Apr-10 | 4.00 | 8.00 |
| May-10 | 1.00 | 9.00 |
| Jun-10 | 3.00 | 12.00 |
| Jul-10 | 3.00 | 15.00 |
| Aug-10 | - | 15.00 |
| Sep-10 | - | 15.00 |
| Oct-10 | 4.00 | 19.00 |
| Nov-10 | 3.00 | 22.00 |
| Dec-10 | 1.00 | 23.00 |
| Jan-11 | - | 23.00 |
| Feb-11 | 1.00 | 24.00 |
| Mar-11 | 1.00 | 25.00 |
| Apr-11 | 1.00 | 26.00 |
| | 26.00 | |

| Jenis Pekerjaan | Unit | Vol SPK | Realisasi | % |
|-----------------|------|---------|-----------|-------|
| Jembatan > 10 M | Unit | - | - | 0.00% |

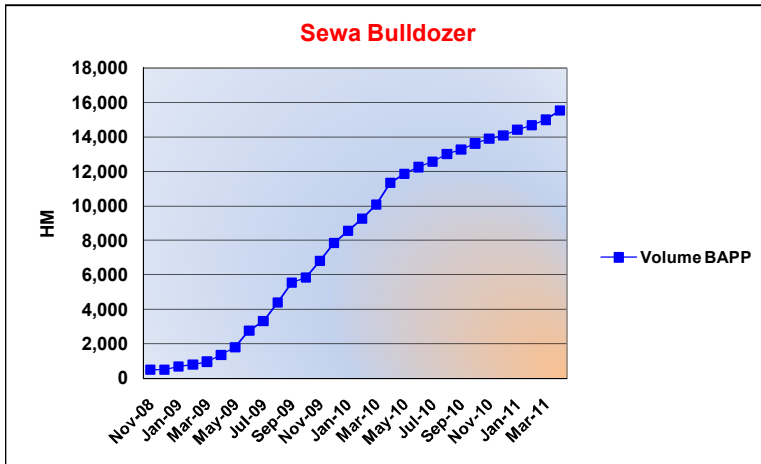


| Bulan | Hasil per Bulan | Kumulatif |
|--------|-----------------|-----------|
| Nov-08 | - | - |
| Dec-08 | - | - |
| Jan-09 | - | - |
| Feb-09 | - | - |
| Mar-09 | - | - |
| Apr-09 | - | - |
| May-09 | - | - |
| Jun-09 | - | - |
| Jul-09 | - | - |
| Aug-09 | - | - |
| Sep-09 | - | - |
| Oct-09 | - | - |
| Nov-09 | - | - |
| Dec-09 | - | - |
| Jan-10 | - | - |
| Feb-10 | - | - |
| Mar-10 | - | - |
| Apr-10 | - | - |
| May-10 | - | - |
| Jun-10 | - | - |
| Jul-10 | - | - |
| Aug-10 | - | - |
| Sep-10 | - | - |
| Oct-10 | - | - |
| Nov-10 | - | - |
| Dec-10 | - | - |
| Jan-11 | - | - |
| Feb-11 | - | - |
| Mar-11 | - | - |
| Apr-11 | - | - |
| | - | - |



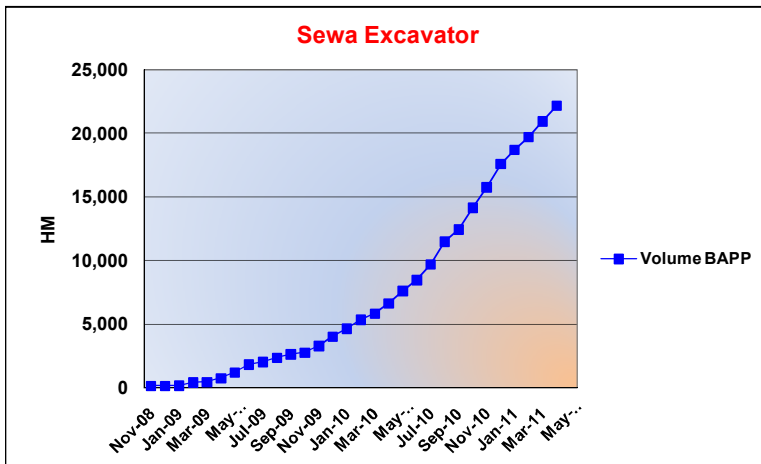
PROGRESS REPORT - Kebun Seriang

| Jenis Pekerjaan | Unit | Vol SPK | Realisasi | % |
|-----------------|------|---------|-----------|-------|
| Sewa Bulldozer | HM | - | 15,538.40 | 0.00% |



| Bulan | Hasil per Bulan | Kumulatif |
|--------|-----------------|-----------|
| Nov-08 | 510.70 | 510.70 |
| Dec-08 | - | 510.70 |
| Jan-09 | 168.10 | 678.80 |
| Feb-09 | 131.80 | 810.60 |
| Mar-09 | 157.40 | 968.00 |
| Apr-09 | 382.80 | 1,350.80 |
| May-09 | 458.20 | 1,809.00 |
| Jun-09 | 968.80 | 2,777.80 |
| Jul-09 | 555.00 | 3,332.80 |
| Aug-09 | 1,059.70 | 4,392.50 |
| Sep-09 | 1,167.30 | 5,559.80 |
| Oct-09 | 297.70 | 5,857.50 |
| Nov-09 | 963.50 | 6,821.00 |
| Dec-09 | 1,042.30 | 7,863.30 |
| Jan-10 | 700.30 | 8,563.60 |
| Feb-10 | 696.90 | 9,260.50 |
| Mar-10 | 831.50 | 10,092.00 |
| Apr-10 | 1,248.60 | 11,340.60 |
| May-10 | 523.20 | 11,863.80 |
| Jun-10 | 391.80 | 12,255.60 |
| Jul-10 | 310.30 | 12,565.90 |
| Aug-10 | 452.30 | 13,018.20 |
| Sep-10 | 266.80 | 13,285.00 |
| Oct-10 | 346.70 | 13,631.70 |
| Nov-10 | 280.00 | 13,911.70 |
| Dec-10 | 183.10 | 14,094.80 |
| Jan-11 | 338.10 | 14,432.90 |
| Feb-11 | 267.10 | 14,700.00 |
| Mar-11 | 304.00 | 15,004.00 |
| Apr-11 | 534.40 | 15,538.40 |
| | | |
| | 15,538.40 | |

| Jenis Pekerjaan | Unit | Vol SPK | Realisasi | % |
|-----------------|------|---------|------------|-------|
| Sewa Excavator | HM | - | 22,149.100 | 0.00% |



| Bulan | Hasil per Bulan | Kumulatif |
|--------|-----------------|-----------|
| Nov-08 | 175.60 | 175.60 |
| Dec-08 | - | 175.60 |
| Jan-09 | 18.00 | 193.60 |
| Feb-09 | 247.10 | 440.70 |
| Mar-09 | 16.00 | 456.70 |
| Apr-09 | 301.00 | 757.70 |
| May-09 | 454.10 | 1,211.80 |
| Jun-09 | 637.80 | 1,849.60 |
| Jul-09 | 190.00 | 2,039.60 |
| Aug-09 | 342.50 | 2,382.10 |
| Sep-09 | 276.70 | 2,658.80 |
| Oct-09 | 126.10 | 2,784.90 |
| Nov-09 | 521.00 | 3,305.90 |
| Dec-09 | 730.50 | 4,036.40 |
| Jan-10 | 614.30 | 4,650.70 |
| Feb-10 | 718.70 | 5,369.40 |
| Mar-10 | 466.60 | 5,836.00 |
| Apr-10 | 815.70 | 6,651.70 |
| May-10 | 964.70 | 7,616.40 |
| Jun-10 | 856.00 | 8,472.40 |
| Jul-10 | 1,229.30 | 9,701.70 |
| Aug-10 | 1,796.10 | 11,497.80 |
| Sep-10 | 947.20 | 12,445.00 |
| Oct-10 | 1,706.60 | 14,151.60 |
| Nov-10 | 1,598.20 | 15,749.80 |
| Dec-10 | 1,834.80 | 17,584.60 |
| Jan-11 | 1,111.10 | 18,695.70 |
| Feb-11 | 1,005.80 | 19,701.50 |
| Mar-11 | 1,220.90 | 20,922.40 |
| Apr-11 | 1,226.70 | 22,149.10 |
| | | |
| | 22,149.10 | |