



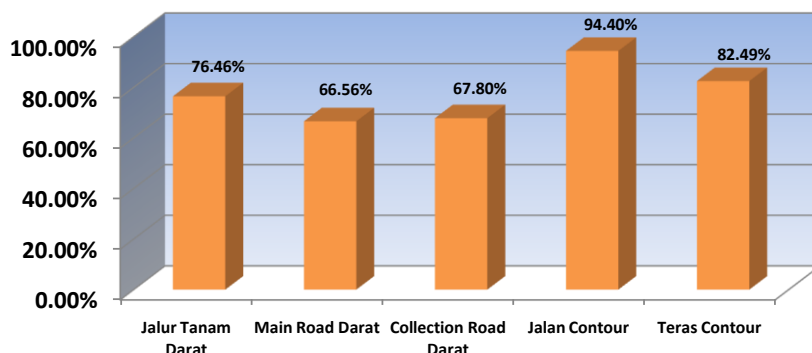
PROGRESS REPORT - Kebun Khatulistiwa

KONTRAK NO :

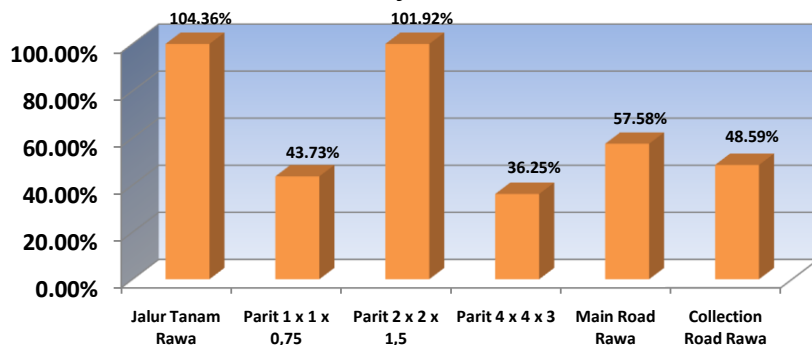
- 1. KHTE/JKTO/04/09/013 - Jalur Tanam, BPRT & PJLN
- 2. KHTE/JKTO/04/09/012 - SWAB

Jenis Pekerjaan	Unit	Vol SPK 01 Apr '09 s.d 31 Des '11	Realisasi			%
			AKUMULASI S.D BULAN LALU	BAPP Okt' 2011	S.D BAPP Okt' 2011	
Bulldozer						
Jalur Tanam Darat	Ha	2,142.00	1,628.67	9.16	1,637.83	76.46%
Main Road Darat	Meter	16,565.00	11,026.06	-	11,026.06	66.56%
Collection Road Darat	Meter	54,566.00	36,836.04	159.24	36,995.28	67.80%
Jalan Contour	Meter	247,911.00	229,499.48	4,521.08	234,020.56	94.40%
Teras Contour	Meter	1,741,020.00	1,431,143.65	5,065.72	1,436,209.37	82.49%
Sewa Bulldozer	HM	-	11,045.00	360.30	11,405.30	
Excavator						
Jalur Tanam Rawa	Ha	1,237.00	1,237.81	53.14	1,290.95	104.36%
Parit 1 x 1 x 0,75	Meter	363,615.00	155,372.28	3,654.58	159,026.86	43.73%
Parit 2 x 2 x 1,5	Meter	71,183.00	71,367.45	1,182.50	72,549.95	101.92%
Parit 4 x 4 x 3	Meter	19,309.00	7,000.32	-	7,000.32	36.25%
Main Road Rawa	Meter	11,189.00	6,442.54	-	6,442.54	57.58%
Collection Road Rawa	Meter	36,859.00	17,086.22	823.43	17,909.65	48.59%
Gorong-gorong	Unit	-	90.00	5.00	95.00	
Jembatan 2 M	Unit	-	545.00	13.00	558.00	
Jembatan 4 M	Unit	-	36.00	-	36.00	
Jembatan 5-10 M	Unit	-	1.00	-	1.00	
Jembatan > 10 M	Unit	-	-	-	-	
Sewa Excavator	HM	-	8,721.70	304.90	9,026.60	

Pekerjaan Bulldozer



Pekerjaan Excavator

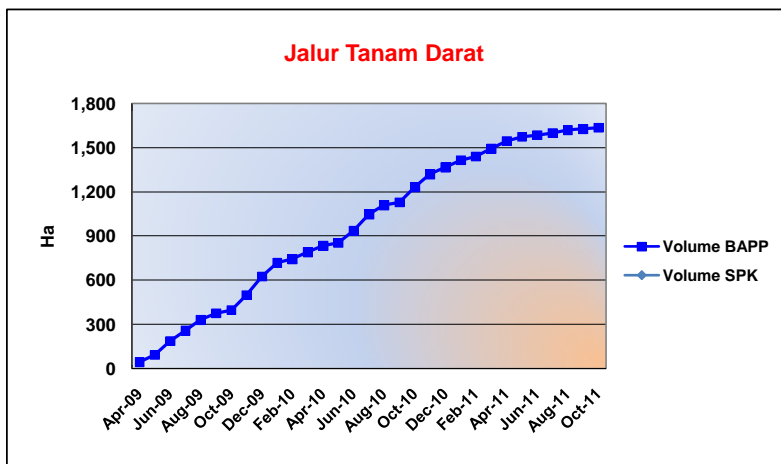




PROGRESS REPORT - Kebun Khatulistiwa

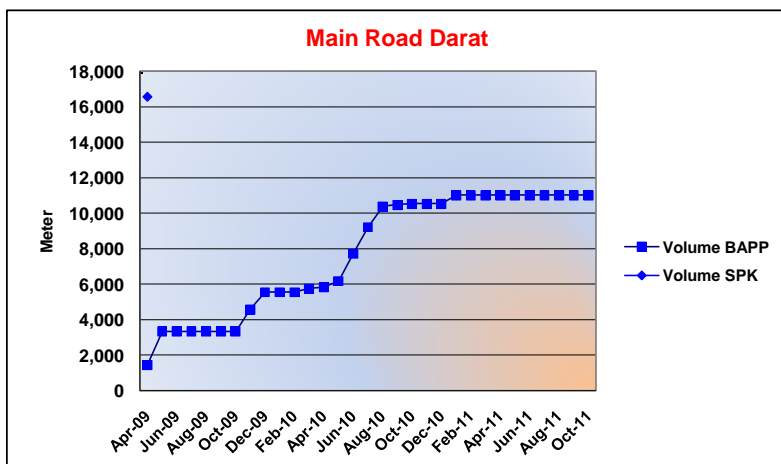
Chart & Detail Per Month

Jenis Pekerjaan	Unit	Vol SPK	Realisasi	%
Jalur Tanam Darat	Ha	2,142.00	1,637.83	76.46%



Bulan	Hasil per Bulan	Kumulatif
Apr-09	46.08	46.08
May-09	48.80	94.88
Jun-09	94.06	188.94
Jul-09	70.51	259.45
Aug-09	72.27	331.72
Sep-09	45.33	377.05
Oct-09	21.99	399.04
Nov-09	100.76	499.80
Dec-09	127.29	627.09
Jan-10	91.90	718.99
Feb-10	25.40	744.39
Mar-10	47.90	792.29
Apr-10	44.09	836.38
May-10	19.14	855.52
Jun-10	82.31	937.83
Jul-10	112.41	1,050.24
Aug-10	59.71	1,109.95
Sep-10	20.54	1,130.49
Oct-10	104.30	1,234.79
Nov-10	85.63	1,320.42
Dec-10	46.09	1,366.51
Jan-11	50.16	1,416.67
Feb-11	24.95	1,441.62
Mar-11	53.35	1,494.97
Apr-11	51.62	1,546.59
May-11	29.75	1,576.34
Jun-11	10.50	1,586.84
Jul-11	14.22	1,601.06
Aug-11	18.97	1,620.03
Sep-11	8.64	1,628.67
Oct-11	9.16	1,637.83
	1,637.83	

Jenis Pekerjaan	Unit	Vol SPK	Realisasi	%
Main Road Darat	Meter	16,565.00	11,026.06	66.56%

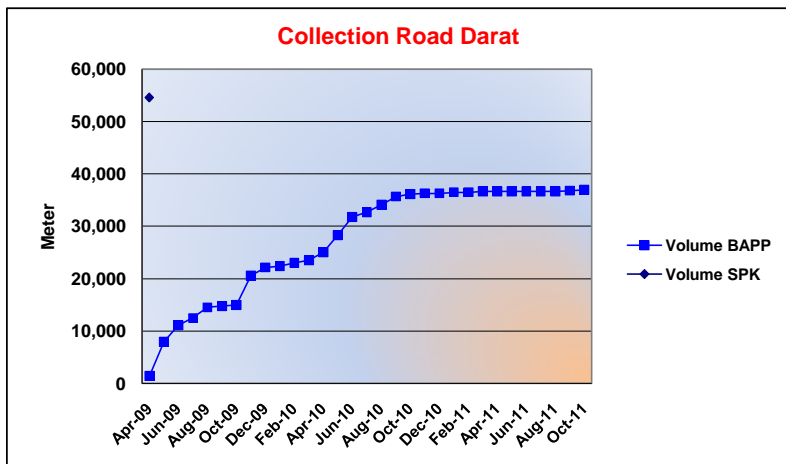


Bulan	Hasil per Bulan	Kumulatif
Apr-09	1,457.18	1,457.18
May-09	1,896.63	3,353.81
Jun-09	-	3,353.81
Jul-09	-	3,353.81
Aug-09	-	3,353.81
Sep-09	-	3,353.81
Oct-09	-	3,353.81
Nov-09	1,240.44	4,594.25
Dec-09	969.00	5,563.25
Jan-10	-	5,563.25
Feb-10	-	5,563.25
Mar-10	199.84	5,763.09
Apr-10	82.32	5,845.41
May-10	354.25	6,199.66
Jun-10	1,531.36	7,731.02
Jul-10	1,499.33	9,230.35
Aug-10	1,164.94	10,395.29
Sep-10	76.13	10,471.42
Oct-10	60.34	10,531.76
Nov-10	-	10,531.76
Dec-10	-	10,531.76
Jan-11	494.30	11,026.06
Feb-11	-	11,026.06
Mar-11	-	11,026.06
Apr-11	-	11,026.06
May-11	-	11,026.06
Jun-11	-	11,026.06
Jul-11	-	11,026.06
Aug-11	-	11,026.06
Sep-11	-	11,026.06
Oct-11	-	11,026.06
	11,026.06	



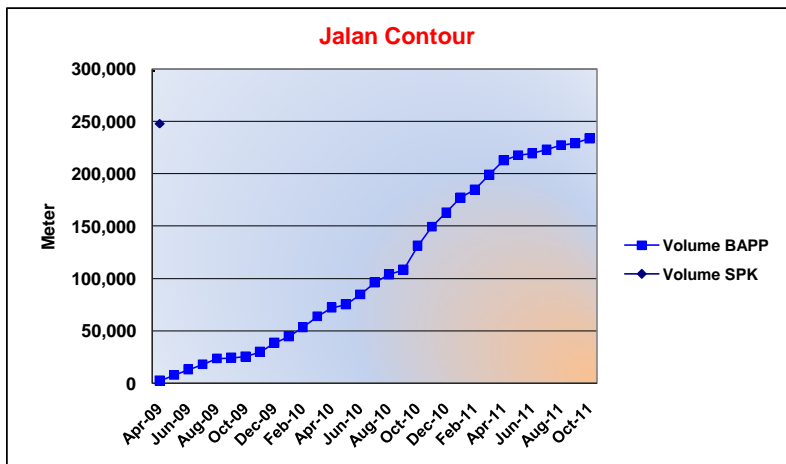
PROGRESS REPORT - Kebun Khatulistiwa

Jenis Pekerjaan	Unit	Vol SPK	Realisasi	%
Collection Road Darat	Meter	54,566.00	36,995.28	67.80%



Bulan	Hasil per Bulan	Kumulatif
Apr-09	1,390.56	1,390.56
May-09	6,500.51	7,891.07
Jun-09	3,201.13	11,092.20
Jul-09	1,381.14	12,473.34
Aug-09	2,042.68	14,516.02
Sep-09	260.63	14,776.65
Oct-09	202.69	14,979.34
Nov-09	5,561.39	20,540.73
Dec-09	1,610.56	22,151.29
Jan-10	221.42	22,372.71
Feb-10	656.19	23,028.90
Mar-10	530.07	23,558.97
Apr-10	1,503.87	25,062.84
May-10	3,277.43	28,340.27
Jun-10	3,426.61	31,766.88
Jul-10	940.81	32,707.69
Aug-10	1,384.81	34,092.50
Sep-10	1,603.32	35,695.82
Oct-10	447.53	36,143.35
Nov-10	171.10	36,314.45
Dec-10	-	36,314.45
Jan-11	213.86	36,528.31
Feb-11	-	36,528.31
Mar-11	170.41	36,698.72
Apr-11	-	36,698.72
May-11	-	36,698.72
Jun-11	-	36,698.72
Jul-11	-	36,698.72
Aug-11	-	36,698.72
Sep-11	137.32	36,836.04
Oct-11	159.24	36,995.28
	36,995.28	

Jenis Pekerjaan	Unit	Vol SPK	Realisasi	%
Jalan Contour	Meter	247,911.00	234,020.56	94.40%

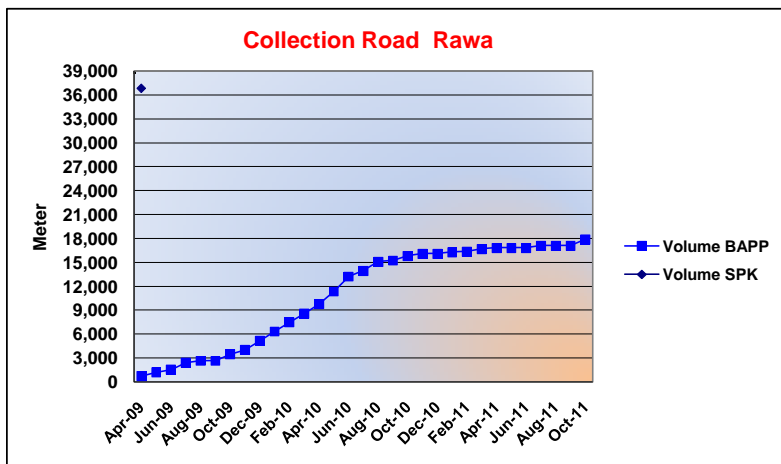


Bulan	Hasil per Bulan	Kumulatif
Apr-09	2,396.23	2,396.23
May-09	5,404.41	7,800.64
Jun-09	5,263.17	13,063.81
Jul-09	5,007.10	18,070.91
Aug-09	5,583.10	23,654.01
Sep-09	870.16	24,524.17
Oct-09	1,067.12	25,591.29
Nov-09	4,351.61	29,942.90
Dec-09	8,778.52	38,721.42
Jan-10	6,057.89	44,779.31
Feb-10	8,782.35	53,561.66
Mar-10	10,321.38	63,883.04
Apr-10	8,291.16	72,174.20
May-10	3,086.23	75,260.43
Jun-10	9,541.18	84,801.61
Jul-10	11,351.18	96,152.79
Aug-10	7,919.98	104,072.77
Sep-10	4,282.91	108,355.68
Oct-10	23,050.90	131,406.58
Nov-10	18,148.71	149,555.29
Dec-10	13,458.82	163,014.11
Jan-11	14,387.16	177,401.27
Feb-11	7,509.45	184,910.72
Mar-11	14,472.02	199,382.74
Apr-11	13,649.11	213,031.85
May-11	4,920.70	217,952.55
Jun-11	1,875.31	219,827.86
Jul-11	3,533.41	223,361.27
Aug-11	4,196.59	227,557.86
Sep-11	1,941.62	229,499.48
Oct-11	4,521.08	234,020.56
	234,020.56	



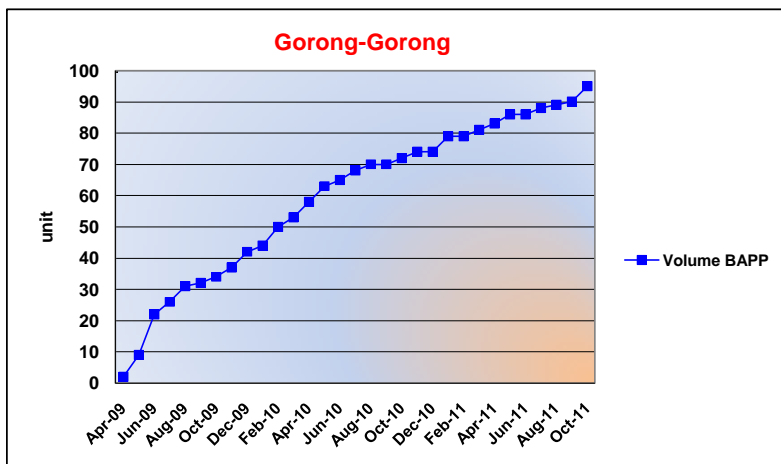
PROGRESS REPORT - Kebun Khatulistiwa

Jenis Pekerjaan	Unit	Vol SPK	Realisasi	%
Collection Road Rawa	Meter	36,859.00	17,909.65	48.59%



Bulan	Hasil per Bulan	Kumulatif
Apr-09	721.89	721.89
May-09	485.79	1,207.68
Jun-09	339.87	1,547.55
Jul-09	873.10	2,420.65
Aug-09	230.22	2,650.87
Sep-09	-	2,650.87
Oct-09	833.16	3,484.03
Nov-09	529.76	4,013.79
Dec-09	1,122.40	5,136.19
Jan-10	1,204.27	6,340.46
Feb-10	1,146.83	7,487.29
Mar-10	1,071.30	8,558.59
Apr-10	1,208.68	9,767.27
May-10	1,589.64	11,356.91
Jun-10	1,887.64	13,244.55
Jul-10	688.70	13,933.25
Aug-10	1,156.01	15,089.26
Sep-10	158.06	15,247.32
Oct-10	582.51	15,829.83
Nov-10	275.34	16,105.17
Dec-10	-	16,105.17
Jan-11	184.02	16,289.19
Feb-11	77.12	16,366.31
Mar-11	341.55	16,707.86
Apr-11	133.36	16,841.22
May-11	-	16,841.22
Jun-11	-	16,841.22
Jul-11	245.00	17,086.22
Aug-11	-	17,086.22
Sep-11	-	17,086.22
Oct-11	823.43	17,909.65
	17,909.65	

Jenis Pekerjaan	Unit	Vol SPK	Realisasi	%
Gorong-gorong	Unit	-	95.00	0.00%

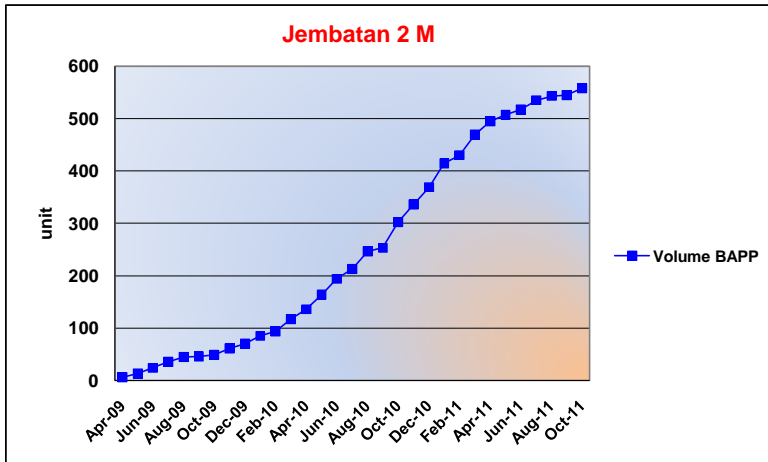


Bulan	Hasil per Bulan	Kumulatif
Apr-09	2.00	2.00
May-09	7.00	9.00
Jun-09	13.00	22.00
Jul-09	4.00	26.00
Aug-09	5.00	31.00
Sep-09	1.00	32.00
Oct-09	2.00	34.00
Nov-09	3.00	37.00
Dec-09	5.00	42.00
Jan-10	2.00	44.00
Feb-10	6.00	50.00
Mar-10	3.00	53.00
Apr-10	5.00	58.00
May-10	5.00	63.00
Jun-10	2.00	65.00
Jul-10	3.00	68.00
Aug-10	2.00	70.00
Sep-10	-	70.00
Oct-10	2.00	72.00
Nov-10	2.00	74.00
Dec-10	-	74.00
Jan-11	5.00	79.00
Feb-11	-	79.00
Mar-11	2.00	81.00
Apr-11	2.00	83.00
May-11	3.00	86.00
Jun-11	-	86.00
Jul-11	2.00	88.00
Aug-11	1.00	89.00
Sep-11	1.00	90.00
Oct-11	5.00	95.00
	95.00	



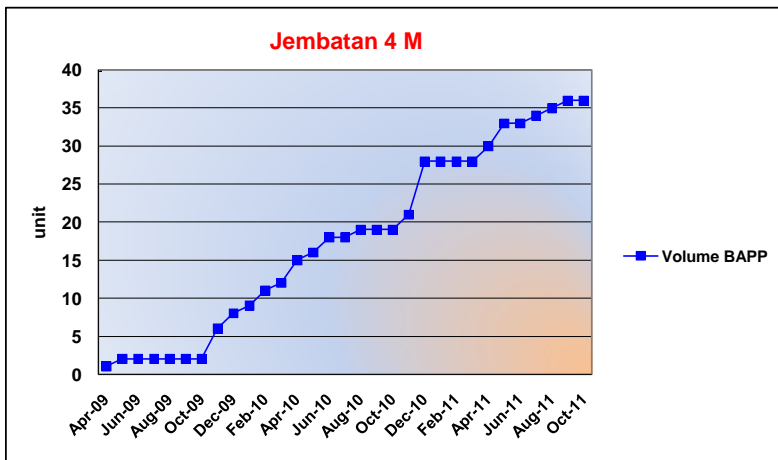
PROGRESS REPORT - Kebun Khatulistiwa

Jenis Pekerjaan	Unit	Vol SPK	Realisasi	%
Jembatan 2 M	Unit	-	558.00	0.00%



Bulan	Hasil per Bulan	Kumulatif
Apr-09	6.00	6.00
May-09	7.00	13.00
Jun-09	11.00	24.00
Jul-09	12.00	36.00
Aug-09	9.00	45.00
Sep-09	1.00	46.00
Oct-09	3.00	49.00
Nov-09	12.00	61.00
Dec-09	9.00	70.00
Jan-10	15.00	85.00
Feb-10	9.00	94.00
Mar-10	23.00	117.00
Apr-10	19.00	136.00
May-10	28.00	164.00
Jun-10	30.00	194.00
Jul-10	19.00	213.00
Aug-10	33.00	246.00
Sep-10	7.00	253.00
Oct-10	49.00	302.00
Nov-10	34.00	336.00
Dec-10	33.00	369.00
Jan-11	45.00	414.00
Feb-11	16.00	430.00
Mar-11	39.00	469.00
Apr-11	26.00	495.00
May-11	12.00	507.00
Jun-11	10.00	517.00
Jul-11	18.00	535.00
Aug-11	8.00	543.00
Sep-11	2.00	545.00
Oct-11	13.00	558.00
	558.00	

Jenis Pekerjaan	Unit	Vol SPK	Realisasi	%
Jembatan 4 M	Unit	-	36.00	0.00%

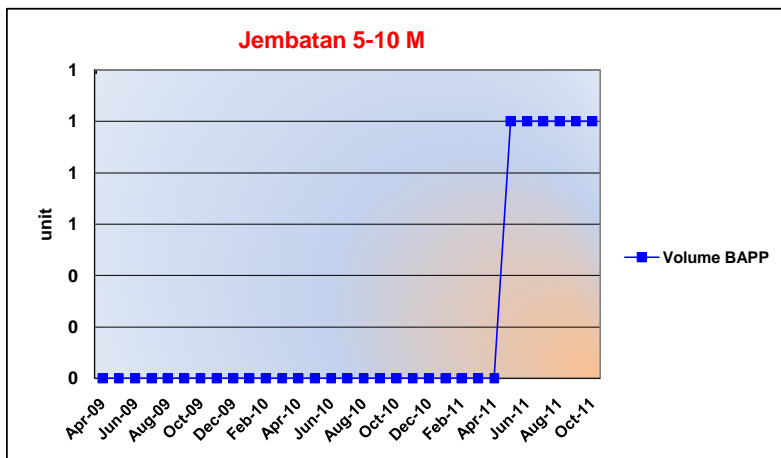


Bulan	Hasil per Bulan	Kumulatif
Apr-09	1.00	1.00
May-09	1.00	2.00
Jun-09	-	2.00
Jul-09	-	2.00
Aug-09	-	2.00
Sep-09	-	2.00
Oct-09	-	2.00
Nov-09	4.00	6.00
Dec-09	2.00	8.00
Jan-10	1.00	9.00
Feb-10	2.00	11.00
Mar-10	1.00	12.00
Apr-10	3.00	15.00
May-10	1.00	16.00
Jun-10	2.00	18.00
Jul-10	-	18.00
Aug-10	1.00	19.00
Sep-10	-	19.00
Oct-10	-	19.00
Nov-10	2.00	21.00
Dec-10	7.00	28.00
Jan-11	-	28.00
Feb-11	-	28.00
Mar-11	-	28.00
Apr-11	2.00	30.00
May-11	3.00	33.00
Jun-11	-	33.00
Jul-11	1.00	34.00
Aug-11	1.00	35.00
Sep-11	1.00	36.00
Oct-11	-	36.00
	36.00	



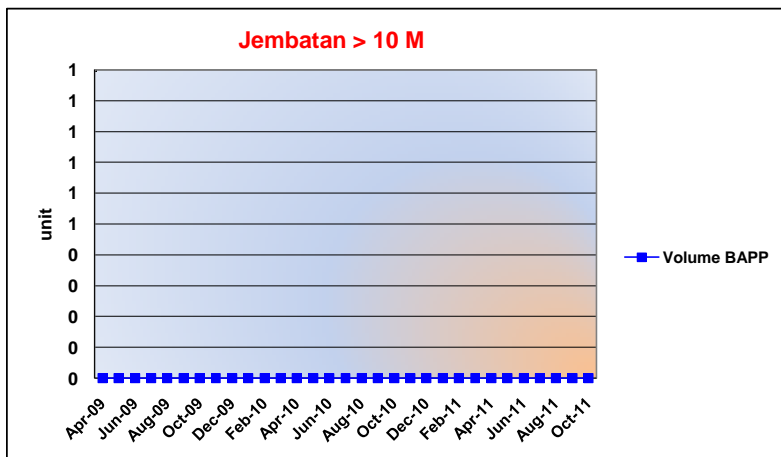
PROGRESS REPORT - Kebun Khatulistiwa

Jenis Pekerjaan	Unit	Vol SPK	Realisasi	%
Jembatan 5-10 M	Unit	-	1.00	0.00%



Bulan	Hasil per Bulan	Kumulatif
Apr-09	-	-
May-09	-	-
Jun-09	-	-
Jul-09	-	-
Aug-09	-	-
Sep-09	-	-
Oct-09	-	-
Nov-09	-	-
Dec-09	-	-
Jan-10	-	-
Feb-10	-	-
Mar-10	-	-
Apr-10	-	-
May-10	-	-
Jun-10	-	-
Jul-10	-	-
Aug-10	-	-
Sep-10	-	-
Oct-10	-	-
Nov-10	-	-
Dec-10	-	-
Jan-11	-	-
Feb-11	-	-
Mar-11	-	-
Apr-11	-	-
May-11	1.00	1.00
Jun-11	-	1.00
Jul-11	-	1.00
Aug-11	-	1.00
Sep-11	-	1.00
Oct-11	-	1.00
	1.00	

Jenis Pekerjaan	Unit	Vol SPK	Realisasi	%
Jembatan > 10 M	Unit	-	-	0.00%

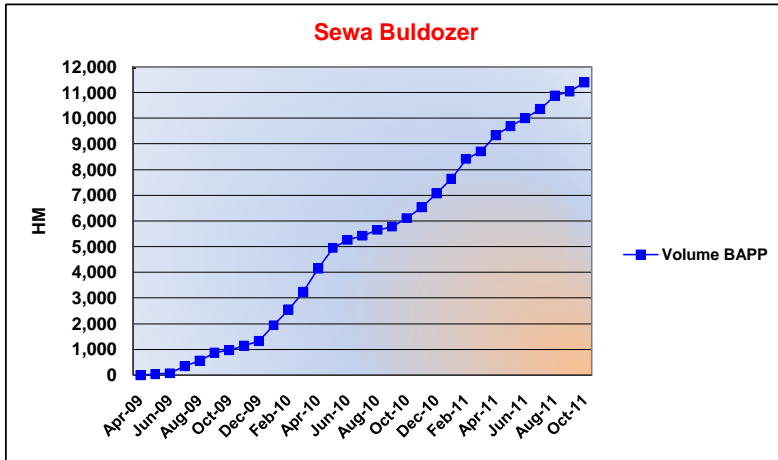


Bulan	Hasil per Bulan	Kumulatif
Apr-09	-	-
May-09	-	-
Jun-09	-	-
Jul-09	-	-
Aug-09	-	-
Sep-09	-	-
Oct-09	-	-
Nov-09	-	-
Dec-09	-	-
Jan-10	-	-
Feb-10	-	-
Mar-10	-	-
Apr-10	-	-
May-10	-	-
Jun-10	-	-
Jul-10	-	-
Aug-10	-	-
Sep-10	-	-
Oct-10	-	-
Nov-10	-	-
Dec-10	-	-
Jan-11	-	-
Feb-11	-	-
Mar-11	-	-
Apr-11	-	-
May-11	-	-
Jun-11	-	-
Jul-11	-	-
Aug-11	-	-
Sep-11	-	-
Oct-11	-	-
	-	-



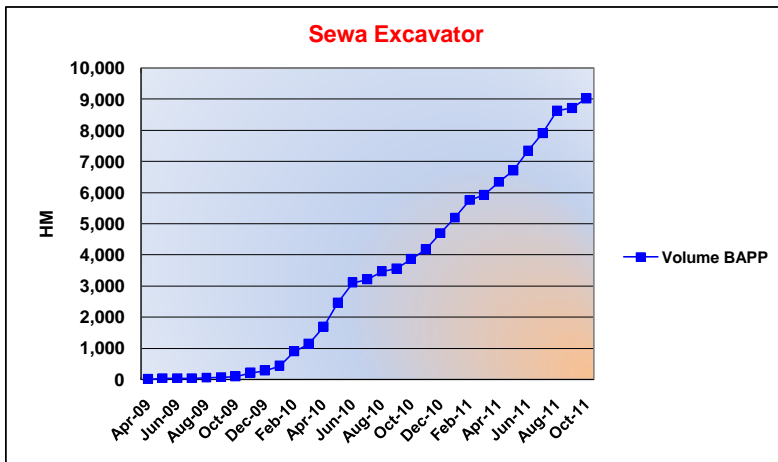
PROGRESS REPORT - Kebun Khatulistiwa

Jenis Pekerjaan	Unit	Vol SPK	Realisasi	%
Sewa Buldozer	HM	-	11,405.30	0.00%



Bulan	Hasil per Bulan	Kumulatif
Apr-09	-	-
May-09	50.40	50.40
Jun-09	26.10	76.50
Jul-09	284.00	360.50
Aug-09	196.00	556.50
Sep-09	316.400	872.90
Oct-09	106.40	979.30
Nov-09	165.80	1,145.10
Dec-09	180.10	1,325.20
Jan-10	620.50	1,945.70
Feb-10	610.80	2,556.50
Mar-10	686.30	3,242.80
Apr-10	917.30	4,160.10
May-10	792.50	4,952.60
Jun-10	316.40	5,269.00
Jul-10	163.30	5,432.30
Aug-10	227.80	5,660.10
Sep-10	123.50	5,783.60
Oct-10	334.60	6,118.20
Nov-10	423.80	6,542.00
Dec-10	542.90	7,084.90
Jan-11	566.10	7,651.00
Feb-11	772.00	8,423.00
Mar-11	292.70	8,715.70
Apr-11	629.60	9,345.30
May-11	359.20	9,704.50
Jun-11	302.20	10,006.70
Jul-11	357.60	10,364.30
Aug-11	519.90	10,884.20
Sep-11	160.80	11,045.00
Oct-11	360.30	11,405.30
	11,405.30	

Jenis Pekerjaan	Unit	Vol SPK	Realisasi	%
Sewa Excavator	HM	-	9,026.60	0.00%



Bulan	Hasil per Bulan	Kumulatif
Apr-09	-	-
May-09	27.10	27.10
Jun-09	-	27.10
Jul-09	-	27.10
Aug-09	19.50	46.60
Sep-09	14.600	61.20
Oct-09	21.90	83.10
Nov-09	127.60	210.70
Dec-09	71.80	282.50
Jan-10	145.00	427.50
Feb-10	471.70	899.20
Mar-10	234.60	1,133.80
Apr-10	545.70	1,679.50
May-10	778.80	2,458.30
Jun-10	648.30	3,106.60
Jul-10	103.20	3,209.80
Aug-10	252.50	3,462.30
Sep-10	95.40	3,557.70
Oct-10	299.20	3,856.90
Nov-10	318.10	4,175.00
Dec-10	517.50	4,692.50
Jan-11	497.90	5,190.40
Feb-11	565.60	5,756.00
Mar-11	164.20	5,920.20
Apr-11	417.80	6,338.00
May-11	371.20	6,709.20
Jun-11	629.80	7,339.00
Jul-11	566.60	7,905.60
Aug-11	719.60	8,625.20
Sep-11	96.50	8,721.70
Oct-11	304.90	9,026.60
	9,026.60	