



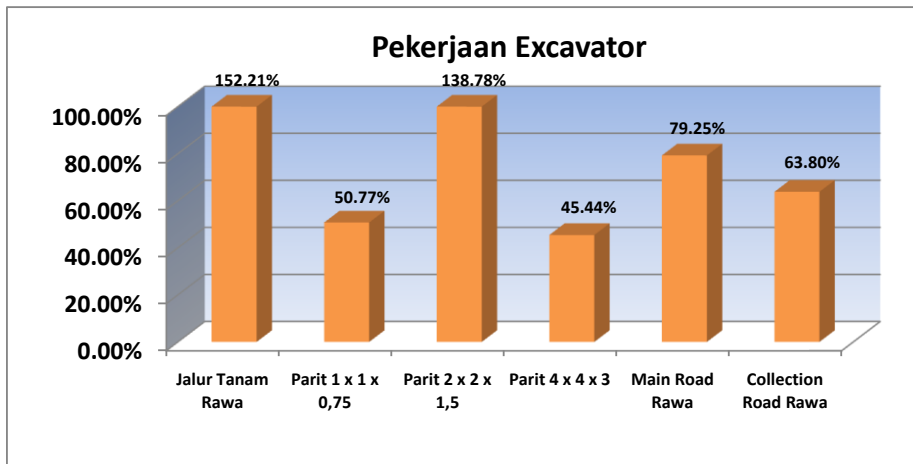
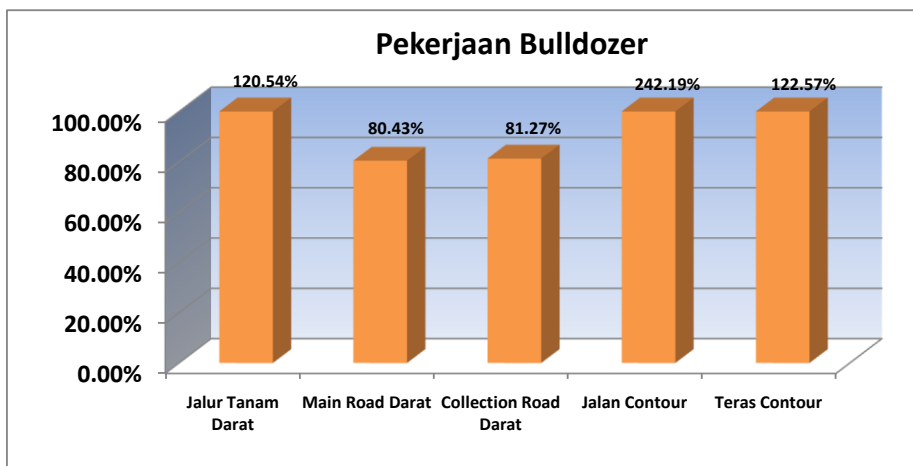
PROGRESS REPORT - Kebun Khatulistiwa

KONTRAK NO :

1.KHTE/JKTO/04/09/013 - Jalur Tanam,BPRT & PJLN

2.KHTE/JKTO/04/09/012 - SWAB

Jenis Pekerjaan	Unit	Vol SPK 01 Apr '09 s.d 31 Des '11	Realisasi			%
			AKUMULASI S.D BULAN LALU	BAPP Agt' 2011	S.D BAPP Agt' 2011	
Bulldozer						
Jalur Tanam Darat	Ha	1,344.00	1,601.06	18.97	1,620.03	120.54%
Main Road Darat	Meter	13,709.00	11,026.06	-	11,026.06	80.43%
Collection Road Darat	Meter	45,158.00	36,698.72	-	36,698.72	81.27%
Jalan Contour	Meter	93,960.00	223,361.27	4,196.59	227,557.86	242.19%
Teras Contour	Meter	1,164,060.00	1,413,053.11	13,728.29	1,426,781.40	122.57%
Sewa Buldozer	HM	-	10,364.30	519.90	10,884.20	
Excavator						
Jalur Tanam Rawa	Ha	797.00	1,182.20	30.91	1,213.11	152.21%
Parit 1 x 1 x 0,75	Meter	304,315.00	151,861.56	2,638.97	154,500.53	50.77%
Parit 2 x 2 x 1,5	Meter	50,659.00	67,700.43	2,605.45	70,305.88	138.78%
Parit 4 x 4 x 3	Meter	14,849.00	6,488.84	258.35	6,747.19	45.44%
Main Road Rawa	Meter	8,129.00	6,442.54	-	6,442.54	79.25%
Collection Road Rawa	Meter	26,779.00	17,086.22	-	17,086.22	63.80%
Gorong-gorong	Unit	-	88.00	1.00	89.00	
Jembatan 2 M	Unit	-	535.00	8.00	543.00	
Jembatan 4 M	Unit	-	34.00	1.00	35.00	
Jembatan 5-10 M	Unit	-	1.00	-	1.00	
Jembatan > 10 M	Unit	-	-	-	-	
Sewa Excavator	HM	-	7,905.60	719.60	8,625.20	

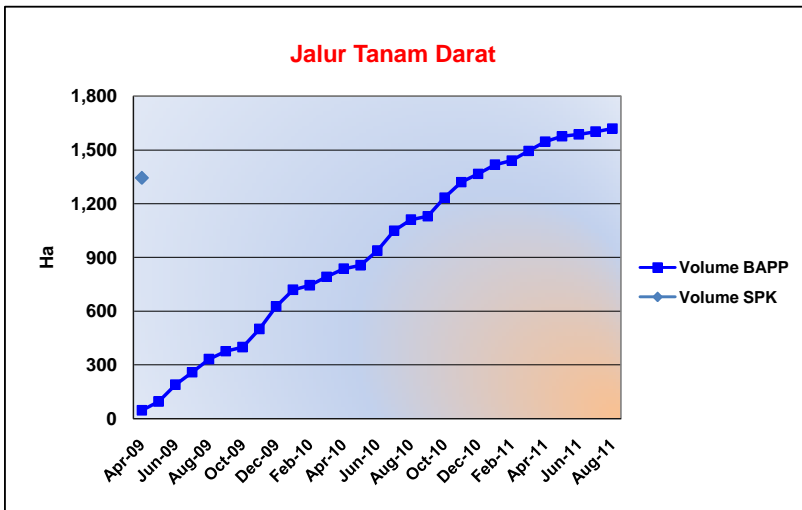




PROGRESS REPORT - Kebun Khatulistiwa

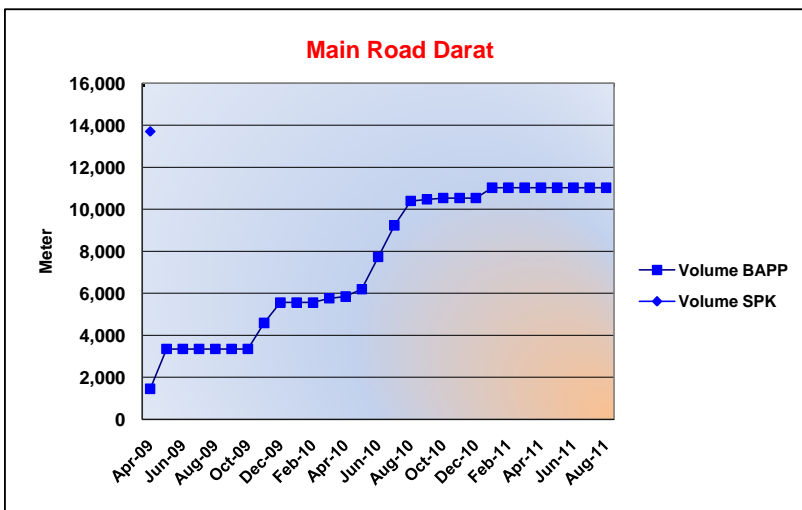
Chart & Detail Per Month

Jenis Pekerjaan	Unit	Vol SPK	Realisasi	%
Jalur Tanam Darat	Ha	1,344.00	1,620.03	120.54%



Bulan	Hasil per Bulan	Kumulatif
Apr-09	46.08	46.08
May-09	48.80	94.88
Jun-09	94.06	188.94
Jul-09	70.51	259.45
Aug-09	72.27	331.72
Sep-09	45.33	377.05
Oct-09	21.99	399.04
Nov-09	100.76	499.80
Dec-09	127.29	627.09
Jan-10	91.90	718.99
Feb-10	25.40	744.39
Mar-10	47.90	792.29
Apr-10	44.09	836.38
May-10	19.14	855.52
Jun-10	82.31	937.83
Jul-10	112.41	1,050.24
Aug-10	59.71	1,109.95
Sep-10	20.54	1,130.49
Oct-10	104.30	1,234.79
Nov-10	85.63	1,320.42
Dec-10	46.09	1,366.51
Jan-11	50.16	1,416.67
Feb-11	24.95	1,441.62
Mar-11	53.35	1,494.97
Apr-11	51.62	1,546.59
May-11	29.75	1,576.34
Jun-11	10.50	1,586.84
Jul-11	14.22	1,601.06
Aug-11	18.97	1,620.03
	1,620.03	

Jenis Pekerjaan	Unit	Vol SPK	Realisasi	%
Main Road Darat	Meter	13,709.00	11,026.06	80.43%

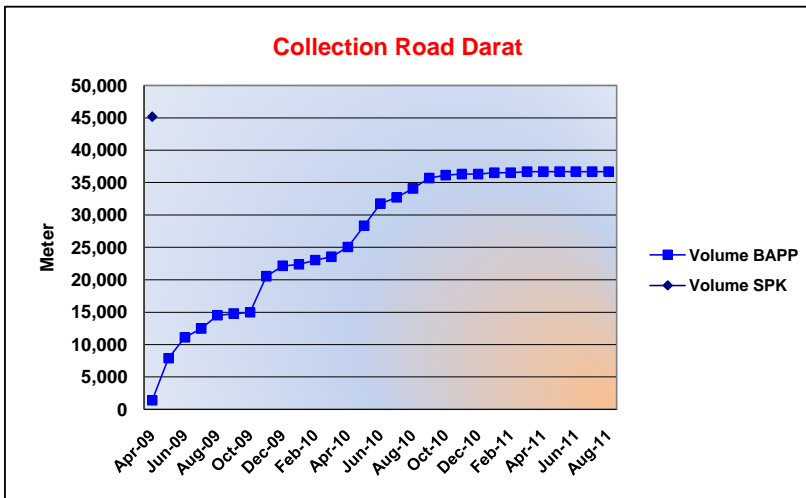


Bulan	Hasil per Bulan	Kumulatif
Apr-09	1,457.18	1,457.18
May-09	1,896.63	3,353.81
Jun-09	-	3,353.81
Jul-09	-	3,353.81
Aug-09	-	3,353.81
Sep-09	-	3,353.81
Oct-09	-	3,353.81
Nov-09	1,240.44	4,594.25
Dec-09	969.00	5,563.25
Jan-10	-	5,563.25
Feb-10	-	5,563.25
Mar-10	199.84	5,763.09
Apr-10	82.32	5,845.41
May-10	354.25	6,199.66
Jun-10	1,531.36	7,731.02
Jul-10	1,499.33	9,230.35
Aug-10	1,164.94	10,395.29
Sep-10	76.13	10,471.42
Oct-10	60.34	10,531.76
Nov-10	-	10,531.76
Dec-10	-	10,531.76
Jan-11	494.30	11,026.06
Feb-11	-	11,026.06
Mar-11	-	11,026.06
Apr-11	-	11,026.06
May-11	-	11,026.06
Jun-11	-	11,026.06
Jul-11	-	11,026.06
Aug-11	-	11,026.06
	11,026.06	



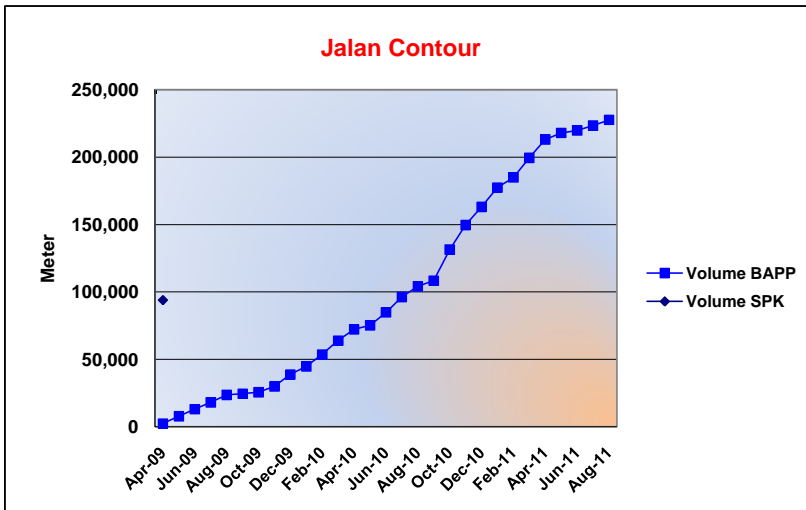
PROGRESS REPORT - Kebun Khatulistiwa

Jenis Pekerjaan	Unit	Vol SPK	Realisasi	%
Collection Road Darat	Meter	45,158.00	36,698.72	81.27%



Bulan	Hasil per Bulan	Kumulatif
Apr-09	1,390.56	1,390.56
May-09	6,500.51	7,891.07
Jun-09	3,201.13	11,092.20
Jul-09	1,381.14	12,473.34
Aug-09	2,042.68	14,516.02
Sep-09	260.63	14,776.65
Oct-09	202.69	14,979.34
Nov-09	5,561.39	20,540.73
Dec-09	1,610.56	22,151.29
Jan-10	221.42	22,372.71
Feb-10	656.19	23,028.90
Mar-10	530.07	23,558.97
Apr-10	1,503.87	25,062.84
May-10	3,277.43	28,340.27
Jun-10	3,426.61	31,766.88
Jul-10	940.81	32,707.69
Aug-10	1,384.81	34,092.50
Sep-10	1,603.32	35,695.82
Oct-10	447.53	36,143.35
Nov-10	171.10	36,314.45
Dec-10	-	36,314.45
Jan-11	213.86	36,528.31
Feb-11	-	36,528.31
Mar-11	170.41	36,698.72
Apr-11	-	36,698.72
May-11	-	36,698.72
Jun-11	-	36,698.72
Jul-11	-	36,698.72
Aug-11	-	36,698.72
	36,698.72	

Jenis Pekerjaan	Unit	Vol SPK	Realisasi	%
Jalan Contour	Meter	93,960.00	227,557.86	242.19%



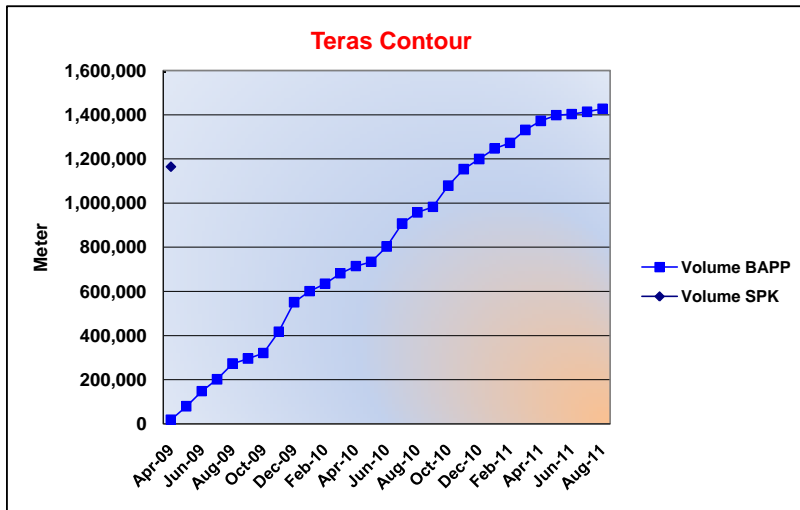
Bulan	Hasil per Bulan	Kumulatif
Apr-09	2,396.23	2,396.23
May-09	5,404.41	7,800.64
Jun-09	5,263.17	13,063.81
Jul-09	5,007.10	18,070.91
Aug-09	5,583.10	23,654.01
Sep-09	870.16	24,524.17
Oct-09	1,067.12	25,591.29
Nov-09	4,351.61	29,942.90
Dec-09	8,778.52	38,721.42
Jan-10	6,057.89	44,779.31
Feb-10	8,782.35	53,561.66
Mar-10	10,321.38	63,883.04
Apr-10	8,291.16	72,174.20
May-10	3,086.23	75,260.43
Jun-10	9,541.18	84,801.61
Jul-10	11,351.18	96,152.79
Aug-10	7,919.98	104,072.77
Sep-10	4,282.91	108,355.68
Oct-10	23,050.90	131,406.58
Nov-10	18,148.71	149,555.29
Dec-10	13,458.82	163,014.11
Jan-11	14,387.16	177,401.27
Feb-11	7,509.45	184,910.72
Mar-11	14,472.02	199,382.74
Apr-11	13,649.11	213,031.85
May-11	4,920.70	217,952.55
Jun-11	1,875.31	219,827.86
Jul-11	3,533.41	223,361.27
Aug-11	4,196.59	227,557.86
	227,557.86	



PT. DUTANUSA LESTARI

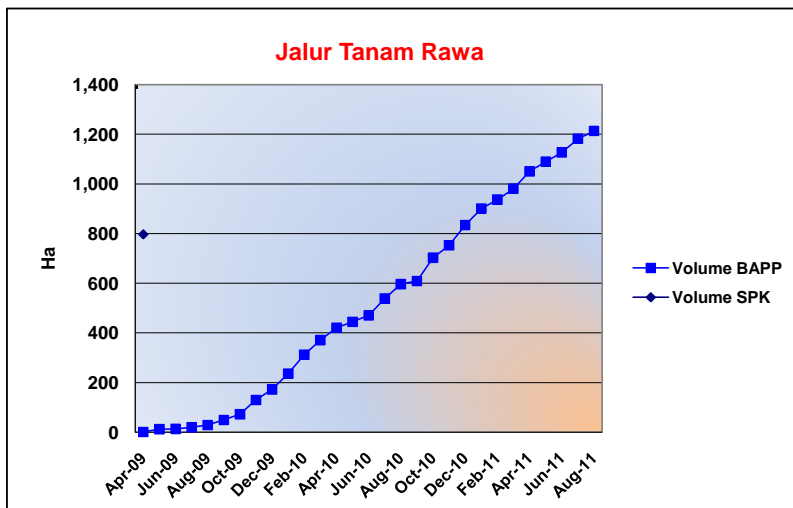
PROGRESS REPORT - Kebun Khatulistiwa

Jenis Pekerjaan	Unit	Vol SPK	Realisasi	%
Teras Contour	Meter	1,164,060.00	1,426,781.40	122.57%



Bulan	Hasil per Bulan	Kumulatif
Apr-09	19,147.56	19,147.56
May-09	60,451.67	79,599.23
Jun-09	68,343.58	147,942.81
Jul-09	54,122.62	202,065.43
Aug-09	70,935.13	273,000.56
Sep-09	22,821.45	295,822.01
Oct-09	25,264.42	321,086.43
Nov-09	96,550.11	417,636.54
Dec-09	133,359.99	550,996.53
Jan-10	49,946.11	600,942.64
Feb-10	33,544.46	634,487.10
Mar-10	47,263.12	681,750.22
Apr-10	32,677.30	714,427.52
May-10	19,499.98	733,927.50
Jun-10	69,236.25	803,163.75
Jul-10	104,090.28	907,254.03
Aug-10	50,548.71	957,802.74
Sep-10	24,560.21	982,362.95
Oct-10	96,250.44	1,078,613.39
Nov-10	75,118.74	1,153,732.13
Dec-10	45,887.59	1,199,619.72
Jan-11	47,334.64	1,246,954.36
Feb-11	25,765.65	1,272,720.01
Mar-11	58,161.46	1,330,881.47
Apr-11	41,423.30	1,372,304.77
May-11	25,988.79	1,398,293.56
Jun-11	4,815.14	1,403,108.70
Jul-11	9,944.41	1,413,053.11
Aug-11	13,728.29	1,426,781.40
	1,426,781.40	

Jenis Pekerjaan	Unit	Vol SPK	Realisasi	%
Jalur Tanam Rawa	Ha	797.00	1,213.11	152.21%



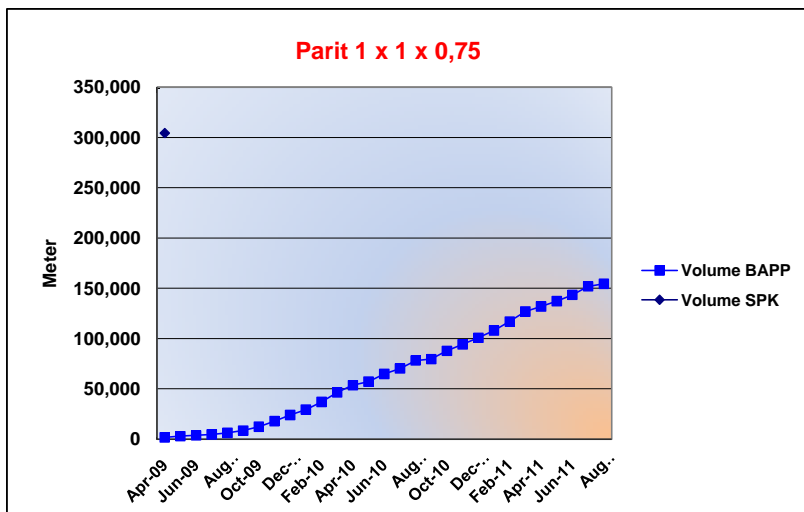
Bulan	Hasil per Bulan	Kumulatif
Apr-09	1.03	1.03
May-09	11.17	12.20
Jun-09	0.69	12.89
Jul-09	6.85	19.74
Aug-09	8.87	28.61
Sep-09	20.270	48.88
Oct-09	23.06	71.94
Nov-09	57.80	129.74
Dec-09	42.30	172.04
Jan-10	64.10	236.14
Feb-10	75.87	312.01
Mar-10	58.70	370.71
Apr-10	49.86	420.57
May-10	24.00	444.57
Jun-10	25.65	470.22
Jul-10	68.13	538.35
Aug-10	57.78	596.13
Sep-10	12.65	608.78
Oct-10	93.64	702.42
Nov-10	49.95	752.37
Dec-10	82.04	834.41
Jan-11	66.52	900.93
Feb-11	35.76	936.69
Mar-11	44.61	981.30
Apr-11	69.02	1,050.32
May-11	39.48	1,089.80
Jun-11	37.04	1,126.84
Jul-11	55.36	1,182.20
Aug-11	30.91	1,213.11
	1,213.11	



PT. DUTANUSA LESTARI

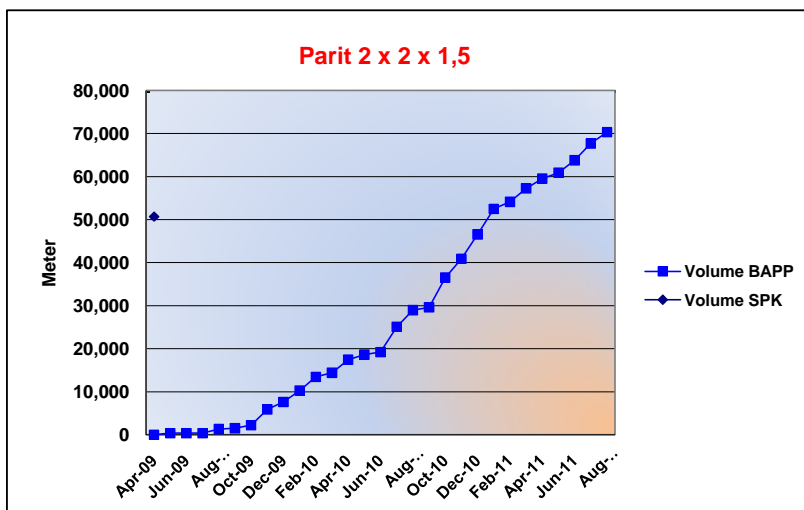
PROGRESS REPORT - Kebun Khatulistiwa

Jenis Pekerjaan	Unit	Vol SPK	Realisasi	%
Parit 1 x 1 x 0,75	Meter	304,315.00	154,500.53	50.77%



Bulan	Hasil per Bulan	Kumulatif
Apr-09	1,785.64	1,785.64
May-09	1,217.75	3,003.39
Jun-09	786.07	3,789.46
Jul-09	995.31	4,784.77
Aug-09	1,514.63	6,299.40
Sep-09	2,252.130	8,551.53
Oct-09	3,860.30	12,411.83
Nov-09	5,565.23	17,977.06
Dec-09	6,177.97	24,155.03
Jan-10	5,324.99	29,480.02
Feb-10	7,628.58	37,108.60
Mar-10	9,539.22	46,647.82
Apr-10	6,999.38	53,647.20
May-10	3,611.60	57,258.80
Jun-10	7,619.23	64,878.03
Jul-10	5,426.16	70,304.19
Aug-10	7,945.65	78,249.84
Sep-10	1,394.90	79,644.74
Oct-10	8,223.18	87,867.92
Nov-10	6,369.68	94,237.60
Dec-10	6,606.88	100,844.48
Jan-11	7,299.52	108,144.00
Feb-11	8,870.99	117,014.99
Mar-11	9,940.15	126,955.14
Apr-11	4,913.98	131,869.12
May-11	5,307.11	137,176.23
Jun-11	6,258.04	143,434.27
Jul-11	8,427.29	151,861.56
Aug-11	2,638.97	154,500.53
	154,500.53	

Jenis Pekerjaan	Unit	Vol SPK	Realisasi	%
Parit 2 x 2 x 1,5	Meter	50,659	70,305.88	138.78%

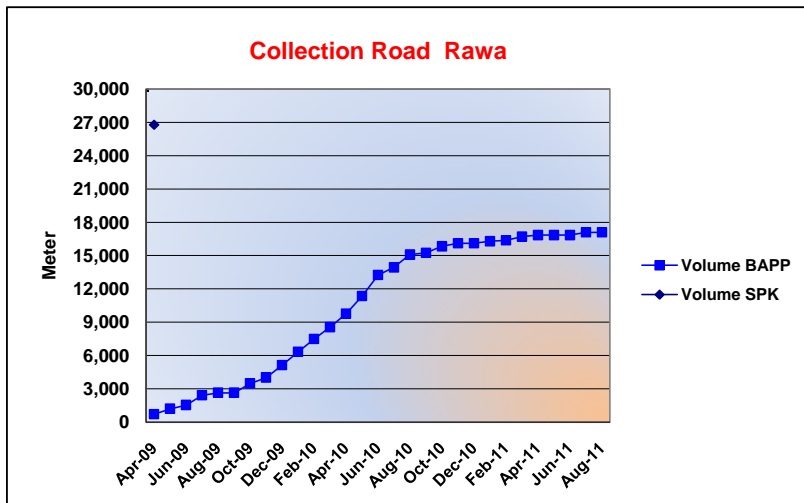


Bulan	Hasil per Bulan	Kumulatif
Apr-09	-	-
May-09	355.04	355.04
Jun-09	-	355.04
Jul-09	-	355.04
Aug-09	966.95	1,321.99
Sep-09	188.830	1,510.82
Oct-09	698.71	2,209.53
Nov-09	3,705.08	5,914.61
Dec-09	1,704.55	7,619.16
Jan-10	2,640.14	10,259.30
Feb-10	3,169.83	13,429.13
Mar-10	960.34	14,389.47
Apr-10	3,061.27	17,450.74
May-10	1,152.12	18,602.86
Jun-10	603.81	19,206.67
Jul-10	5,861.53	25,068.20
Aug-10	3,874.78	28,942.98
Sep-10	648.43	29,591.41
Oct-10	6,932.24	36,523.65
Nov-10	4,356.57	40,880.22
Dec-10	5,669.03	46,549.25
Jan-11	5,939.03	52,488.28
Feb-11	1,614.52	54,102.80
Mar-11	3,126.11	57,228.91
Apr-11	2,314.11	59,543.02
May-11	1,368.51	60,911.53
Jun-11	2,865.58	63,777.11
Jul-11	3,923.32	67,700.43
Aug-11	2,605.45	70,305.88
	70,305.88	



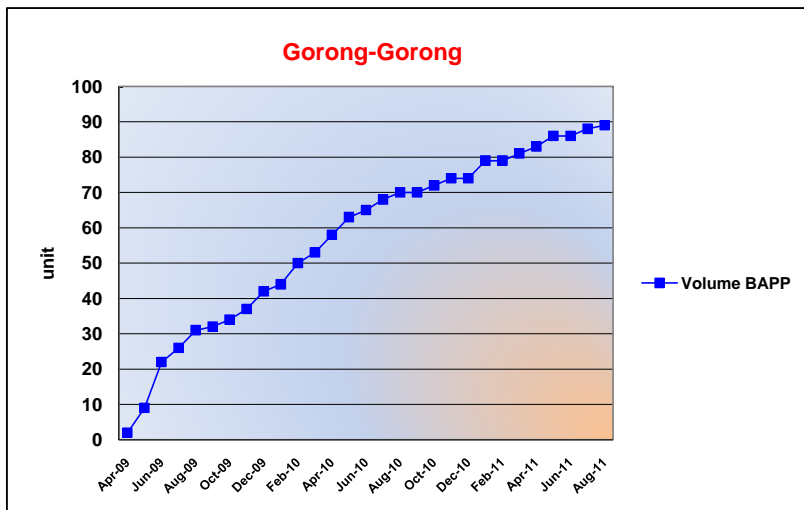
PROGRESS REPORT - Kebun Khatulistiwa

Jenis Pekerjaan	Unit	Vol SPK	Realisasi	%
Collection Road Rawa	Meter	26,779.00	17,086.22	63.80%



Bulan	Hasil per Bulan	Kumulatif
Apr-09	721.89	721.89
May-09	485.79	1,207.68
Jun-09	339.87	1,547.55
Jul-09	873.10	2,420.65
Aug-09	230.22	2,650.87
Sep-09	-	2,650.87
Oct-09	833.16	3,484.03
Nov-09	529.76	4,013.79
Dec-09	1,122.40	5,136.19
Jan-10	1,204.27	6,340.46
Feb-10	1,146.83	7,487.29
Mar-10	1,071.30	8,558.59
Apr-10	1,208.68	9,767.27
May-10	1,589.64	11,356.91
Jun-10	1,887.64	13,244.55
Jul-10	688.70	13,933.25
Aug-10	1,156.01	15,089.26
Sep-10	158.06	15,247.32
Oct-10	582.51	15,829.83
Nov-10	275.34	16,105.17
Dec-10	-	16,105.17
Jan-11	184.02	16,289.19
Feb-11	77.12	16,366.31
Mar-11	341.55	16,707.86
Apr-11	133.36	16,841.22
May-11	-	16,841.22
Jun-11	-	16,841.22
Jul-11	245.00	17,086.22
Aug-11	-	17,086.22
	17,086.22	

Jenis Pekerjaan	Unit	Vol SPK	Realisasi	%
Gorong-gorong	Unit	-	89.00	0.00%

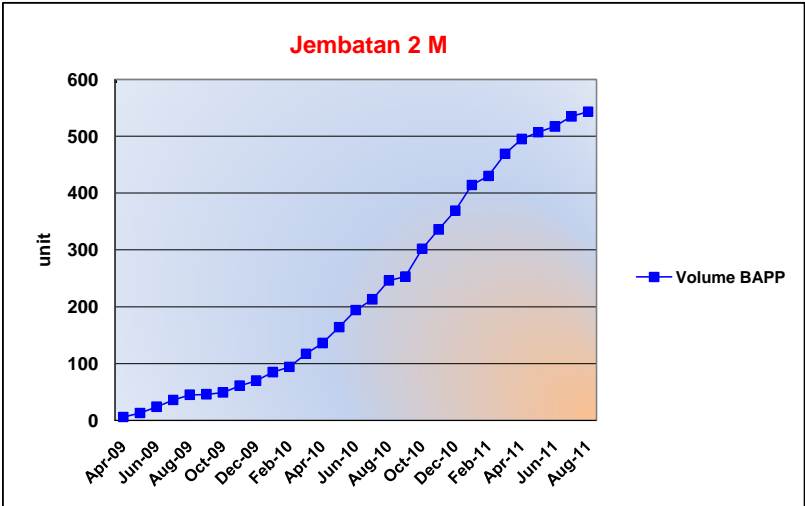


Bulan	Hasil per Bulan	Kumulatif
Apr-09	2.00	2.00
May-09	7.00	9.00
Jun-09	13.00	22.00
Jul-09	4.00	26.00
Aug-09	5.00	31.00
Sep-09	1.00	32.00
Oct-09	2.00	34.00
Nov-09	3.00	37.00
Dec-09	5.00	42.00
Jan-10	2.00	44.00
Feb-10	6.00	50.00
Mar-10	3.00	53.00
Apr-10	5.00	58.00
May-10	5.00	63.00
Jun-10	2.00	65.00
Jul-10	3.00	68.00
Aug-10	2.00	70.00
Sep-10	-	70.00
Oct-10	2.00	72.00
Nov-10	2.00	74.00
Dec-10	-	74.00
Jan-11	5.00	79.00
Feb-11	-	79.00
Mar-11	2.00	81.00
Apr-11	2.00	83.00
May-11	3.00	86.00
Jun-11	-	86.00
Jul-11	2.00	88.00
Aug-11	1.00	89.00
	89.00	



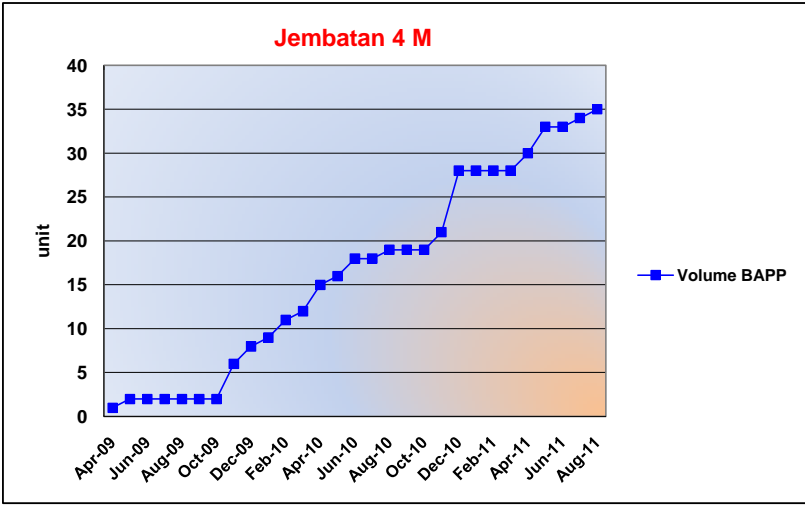
PROGRESS REPORT - Kebun Khatulistiwa

Jenis Pekerjaan	Unit	Vol SPK	Realisasi	%
Jembatan 2 M	Unit	-	543.00	0.00%



Bulan	Hasil per Bulan	Kumulatif
Apr-09	6.00	6.00
May-09	7.00	13.00
Jun-09	11.00	24.00
Jul-09	12.00	36.00
Aug-09	9.00	45.00
Sep-09	1.00	46.00
Oct-09	3.00	49.00
Nov-09	12.00	61.00
Dec-09	9.00	70.00
Jan-10	15.00	85.00
Feb-10	9.00	94.00
Mar-10	23.00	117.00
Apr-10	19.00	136.00
May-10	28.00	164.00
Jun-10	30.00	194.00
Jul-10	19.00	213.00
Aug-10	33.00	246.00
Sep-10	7.00	253.00
Oct-10	49.00	302.00
Nov-10	34.00	336.00
Dec-10	33.00	369.00
Jan-11	45.00	414.00
Feb-11	16.00	430.00
Mar-11	39.00	469.00
Apr-11	26.00	495.00
May-11	12.00	507.00
Jun-11	10.00	517.00
Jul-11	18.00	535.00
Aug-11	8.00	543.00
	543.00	

Jenis Pekerjaan	Unit	Vol SPK	Realisasi	%
Jembatan 4 M	Unit	-	35.00	0.00%



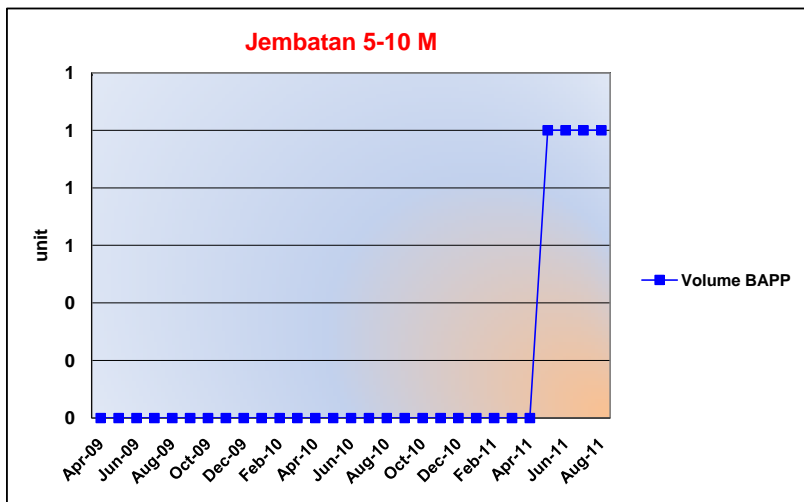
Bulan	Hasil per Bulan	Kumulatif
Apr-09	1.00	1.00
May-09	1.00	2.00
Jun-09	-	2.00
Jul-09	-	2.00
Aug-09	-	2.00
Sep-09	-	2.00
Oct-09	-	2.00
Nov-09	4.00	6.00
Dec-09	2.00	8.00
Jan-10	1.00	9.00
Feb-10	2.00	11.00
Mar-10	1.00	12.00
Apr-10	3.00	15.00
May-10	1.00	16.00
Jun-10	2.00	18.00
Jul-10	-	18.00
Aug-10	1.00	19.00
Sep-10	-	19.00
Oct-10	-	19.00
Nov-10	2.00	21.00
Dec-10	7.00	28.00
Jan-11	-	28.00
Feb-11	-	28.00
Mar-11	-	28.00
Apr-11	2.00	30.00
May-11	3.00	33.00
Jun-11	-	33.00
Jul-11	1.00	34.00
Aug-11	1.00	35.00
	35.00	



PT. DUTANUSA LESTARI

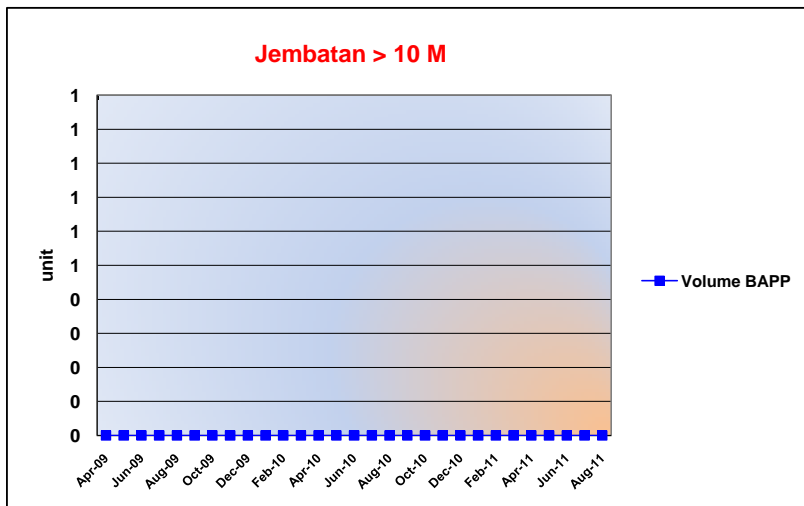
PROGRESS REPORT - Kebun Khatulistiwa

Jenis Pekerjaan	Unit	Vol SPK	Realisasi	%
Jembatan 5-10 M	Unit	-	1.00	0.00%



Bulan	Hasil per Bulan	Kumulatif
Apr-09	-	-
May-09	-	-
Jun-09	-	-
Jul-09	-	-
Aug-09	-	-
Sep-09	-	-
Oct-09	-	-
Nov-09	-	-
Dec-09	-	-
Jan-10	-	-
Feb-10	-	-
Mar-10	-	-
Apr-10	-	-
May-10	-	-
Jun-10	-	-
Jul-10	-	-
Aug-10	-	-
Sep-10	-	-
Oct-10	-	-
Nov-10	-	-
Dec-10	-	-
Jan-11	-	-
Feb-11	-	-
Mar-11	-	-
Apr-11	-	-
May-11	1.00	1.00
Jun-11	-	1.00
Jul-11	-	1.00
Aug-11	-	1.00
	1.00	

Jenis Pekerjaan	Unit	Vol SPK	Realisasi	%
Jembatan > 10 M	Unit	-	-	0.00%

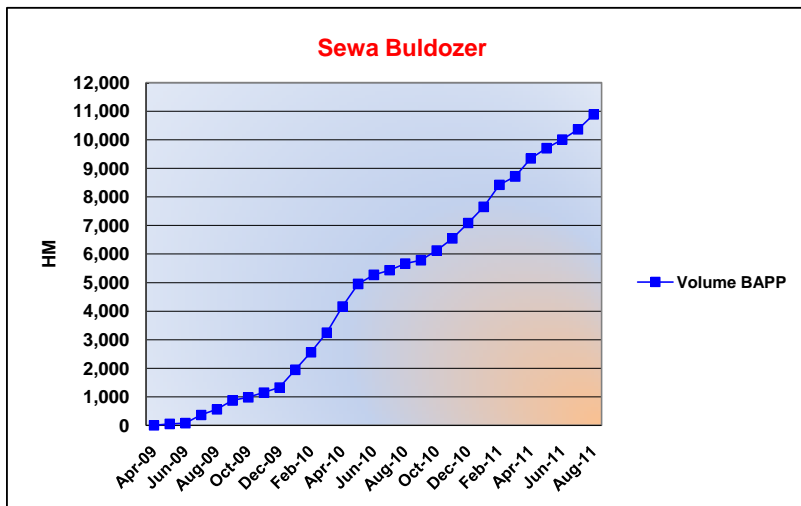


Bulan	Hasil per Bulan	Kumulatif
Apr-09	-	-
May-09	-	-
Jun-09	-	-
Jul-09	-	-
Aug-09	-	-
Sep-09	-	-
Oct-09	-	-
Nov-09	-	-
Dec-09	-	-
Jan-10	-	-
Feb-10	-	-
Mar-10	-	-
Apr-10	-	-
May-10	-	-
Jun-10	-	-
Jul-10	-	-
Aug-10	-	-
Sep-10	-	-
Oct-10	-	-
Nov-10	-	-
Dec-10	-	-
Jan-11	-	-
Feb-11	-	-
Mar-11	-	-
Apr-11	-	-
May-11	-	-
Jun-11	-	-
Jul-11	-	-
Aug-11	-	-
	-	-



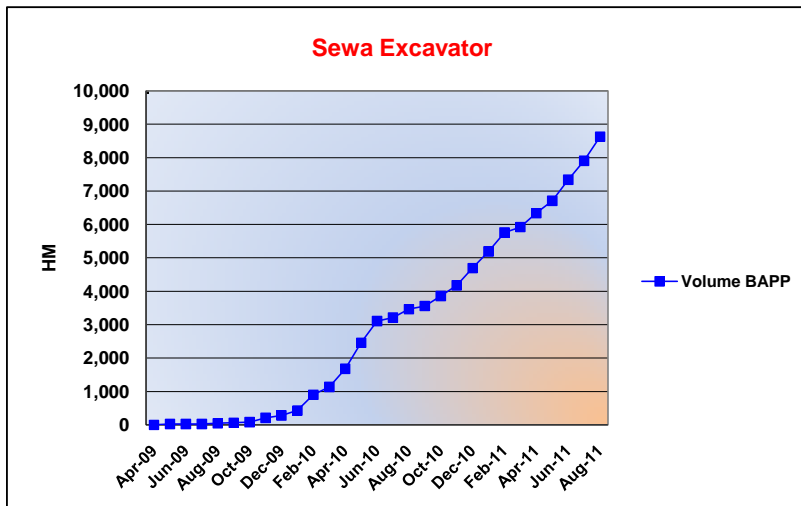
PROGRESS REPORT - Kebun Khatulistiwa

Jenis Pekerjaan	Unit	Vol SPK	Realisasi	%
Sewa Buldozer	HM	-	10,884.20	0.00%



Bulan	Hasil per Bulan	Kumulatif
Apr-09	-	-
May-09	50.40	50.40
Jun-09	26.10	76.50
Jul-09	284.00	360.50
Aug-09	196.00	556.50
Sep-09	316.400	872.90
Oct-09	106.40	979.30
Nov-09	165.80	1,145.10
Dec-09	180.10	1,325.20
Jan-10	620.50	1,945.70
Feb-10	610.80	2,556.50
Mar-10	686.30	3,242.80
Apr-10	917.30	4,160.10
May-10	792.50	4,952.60
Jun-10	316.40	5,269.00
Jul-10	163.30	5,432.30
Aug-10	227.80	5,660.10
Sep-10	123.50	5,783.60
Oct-10	334.60	6,118.20
Nov-10	423.80	6,542.00
Dec-10	542.90	7,084.90
Jan-11	566.10	7,651.00
Feb-11	772.00	8,423.00
Mar-11	292.70	8,715.70
Apr-11	629.60	9,345.30
May-11	359.20	9,704.50
Jun-11	302.20	10,006.70
Jul-11	357.60	10,364.30
Aug-11	519.90	10,884.20
	10,884.20	

Jenis Pekerjaan	Unit	Vol SPK	Realisasi	%
Sewa Excavator	HM	-	8,625.20	0.00%



Bulan	Hasil per Bulan	Kumulatif
Apr-09	-	-
May-09	27.10	27.10
Jun-09	-	27.10
Jul-09	-	27.10
Aug-09	19.50	46.60
Sep-09	14.600	61.20
Oct-09	21.90	83.10
Nov-09	127.60	210.70
Dec-09	71.80	282.50
Jan-10	145.00	427.50
Feb-10	471.70	899.20
Mar-10	234.60	1,133.80
Apr-10	545.70	1,679.50
May-10	778.80	2,458.30
Jun-10	648.30	3,106.60
Jul-10	103.20	3,209.80
Aug-10	252.50	3,462.30
Sep-10	95.40	3,557.70
Oct-10	299.20	3,856.90
Nov-10	318.10	4,175.00
Dec-10	517.50	4,692.50
Jan-11	497.90	5,190.40
Feb-11	565.60	5,756.00
Mar-11	164.20	5,920.20
Apr-11	417.80	6,338.00
May-11	371.20	6,709.20
Jun-11	629.80	7,339.00
Jul-11	566.60	7,905.60
Aug-11	719.60	8,625.20
	8,625.20	