



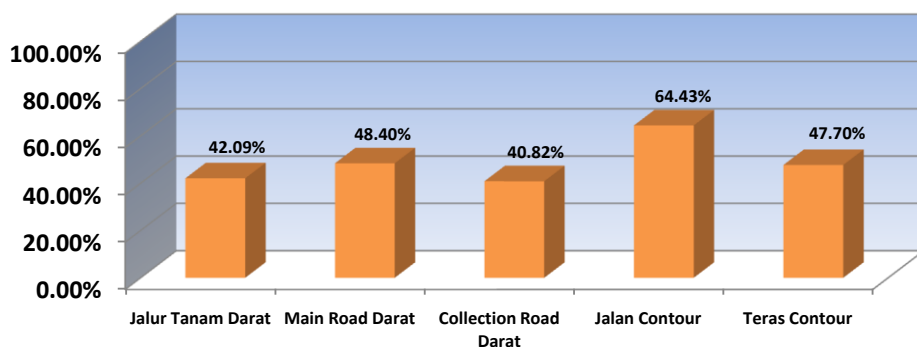
PROGRESS REPORT - Kebun Kapuas Hulu

KONTRAK NO :

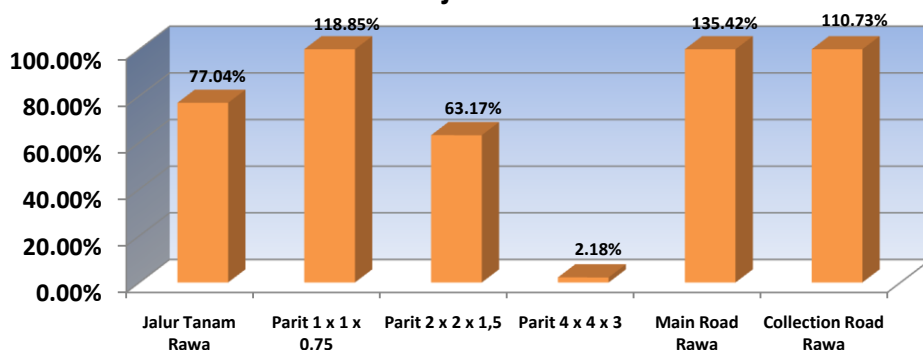
1. SPK No. KHLE/JKTO/08/07/012 - Jalur Tanam, BPRT, & PJLN
2. SPK No. KHLE/JKTO/08/07/013 - SWAB
3. SPK No. KHLE/JKTO/08/07/011 - Imas Tumbang
4. SPK No. KHLE/JKTO/07/08/006 - Perataan Tapak

Jenis Pekerjaan	Unit	Vol SPK 20 Agt '07 s.d 20 Agt '11	Realisasi			%
			AKUMULASI s.d BULAN LALU	BAPP Agt' 2011	s.d BAPP Agt' 2011	
Bulldozer						
Jalur Tanam Darat	Ha	8,800.00	3,623.02	80.77	3,703.79	42.09%
Main Road Darat	Meter	78,540.00	37,289.30	727.09	38,016.39	48.40%
Collection Road Darat	Meter	257,950.00	103,172.07	2,135.01	105,307.08	40.82%
Jalan Contour	Meter	77,000.00	46,705.02	2,905.60	49,610.62	64.43%
Teras Contour	Meter	1,226,500.00	565,418.24	19,643.58	585,061.82	47.70%
Sewa Bulldozer	HM	-	18,394.35	1,062.40	19,456.75	
Excavator						
Jalur Tanam Rawa	Ha	1,200.00	910.86	13.56	924.42	77.04%
Parit 1 x 1 x 0,75	Meter	200,000.00	233,363.75	4,341.83	237,705.58	118.85%
Parit 2 x 2 x 1,5	Meter	100,000.00	60,702.71	2,463.15	63,165.86	63.17%
Parit 4 x 4 x 3	Meter	50,000.00	1,088.07	-	1,088.07	2.18%
Main Road Rawa	Meter	12,240.00	16,575.63	-	16,575.63	135.42%
Collection Road Rawa	Meter	40,200.00	43,947.58	566.99	44,514.57	110.73%
Gorong-gorong	Unit	-	605.00	6.00	611.00	
Jembatan 2 M	Unit	-	252.00	13.00	265.00	
Jembatan 4 M	Unit	-	14.00	-	14.00	
Jembatan 5-10 M	Unit	-	1.00	-	1.00	
Jembatan > 10 M	Unit	-	-	-	-	
Sewa Excavator	HM	-	17,832.80	728.10	18,560.90	
Imas/Tumbang	Ha	8,500.00	2,411.86	-	2,411.86	28.37%
Perataan Tapak Bibitan	Ha	100.00	86.93	-	86.93	86.93%

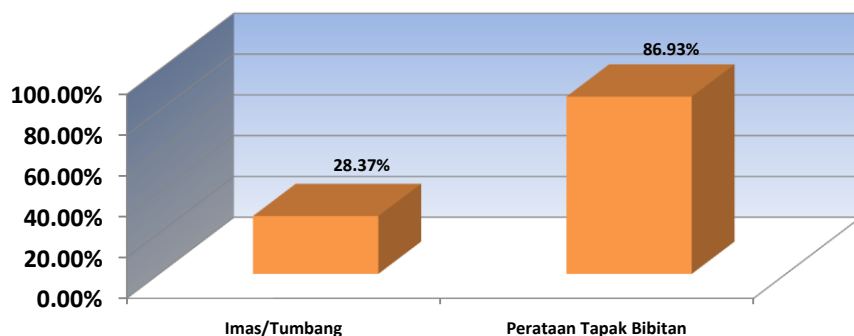
Pekerjaan Bulldozer



Pekerjaan Excavator



Imas Tumbang - Perataan Tapak Bibitan

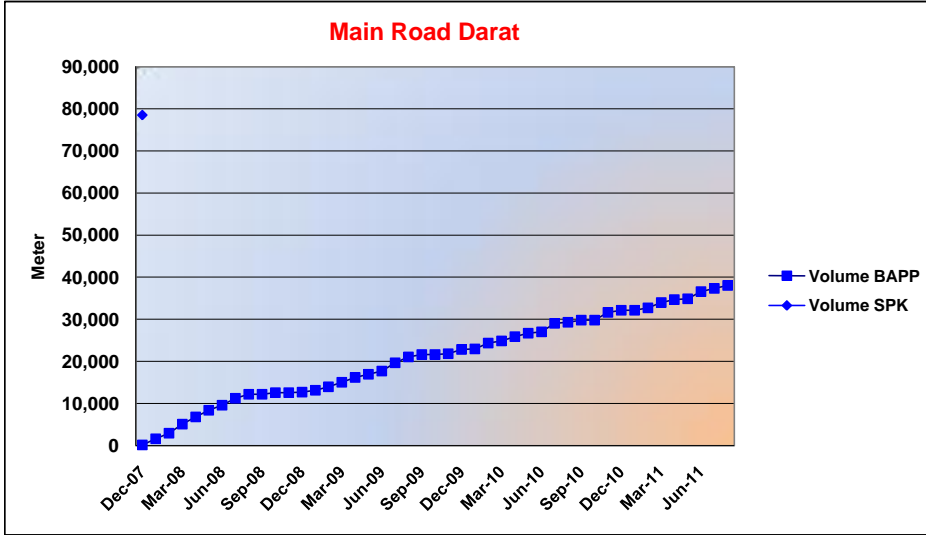




PT. PERSADA GRAHA MANDIRI

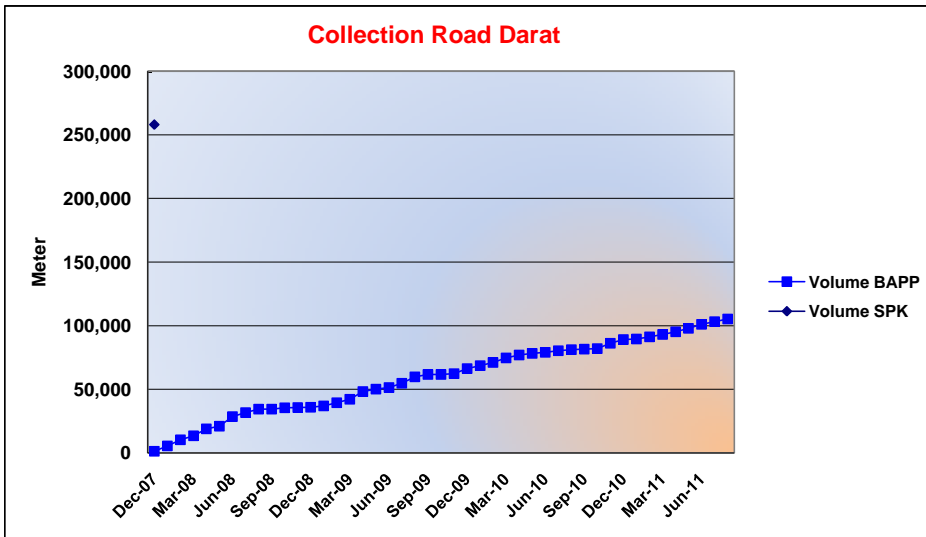
PROGRESS REPORT - Kebun Kapuas Hulu

Jenis Pekerjaan	Unit	Vol SPK	Realisasi	%
Main Road Darat	Meter	78,540.00	38,016.39	48.40%



Bulan	Hasil per Bulan	Kumulatif
Dec-07	157.25	157.25
Jan-08	1,452.95	1,610.20
Feb-08	1,330.37	2,940.57
Mar-08	2,123.77	5,064.34
Apr-08	1,726.70	6,791.04
May-08	1,609.87	8,400.91
Jun-08	1,170.56	9,571.47
Jul-08	1,679.96	11,251.43
Aug-08	941.21	12,192.64
Sep-08	-	12,192.64
Oct-08	372.68	12,565.32
Nov-08	-	12,565.32
Dec-08	154.69	12,720.01
Jan-09	419.69	13,139.70
Feb-09	821.77	13,961.47
Mar-09	1,066.68	15,028.15
Apr-09	1,172.15	16,200.30
May-09	709.89	16,910.19
Jun-09	791.98	17,702.17
Jul-09	1,969.73	19,671.90
Aug-09	1,351.85	21,023.75
Sep-09	588.52	21,612.27
Oct-09	-	21,612.27
Nov-09	209.90	21,822.17
Dec-09	1,003.80	22,825.97
Jan-10	100.44	22,926.41
Feb-10	1,416.63	24,343.04
Mar-10	536.28	24,879.32
Apr-10	969.27	25,848.59
May-10	837.44	26,686.03
Jun-10	294.18	26,980.21
Jul-10	2,062.65	29,042.86
Aug-10	247.16	29,290.02
Sep-10	483.56	29,773.58
Oct-10	-	29,773.58
Nov-10	1,869.49	31,643.07
Dec-10	490.73	32,133.80
Jan-11	-	32,133.80
Feb-11	542.05	32,675.85
Mar-11	1,288.09	33,963.94
Apr-11	670.53	34,634.47
May-11	229.51	34,863.98
Jun-11	1,708.95	36,572.93
Jul-11	716.37	37,289.30
Aug-11	727.09	38,016.39
	38,016.39	

Jenis Pekerjaan	Unit	Vol SPK	Realisasi	%
Collection Road Darat	Meter	257,950.00	105,307.08	40.82%



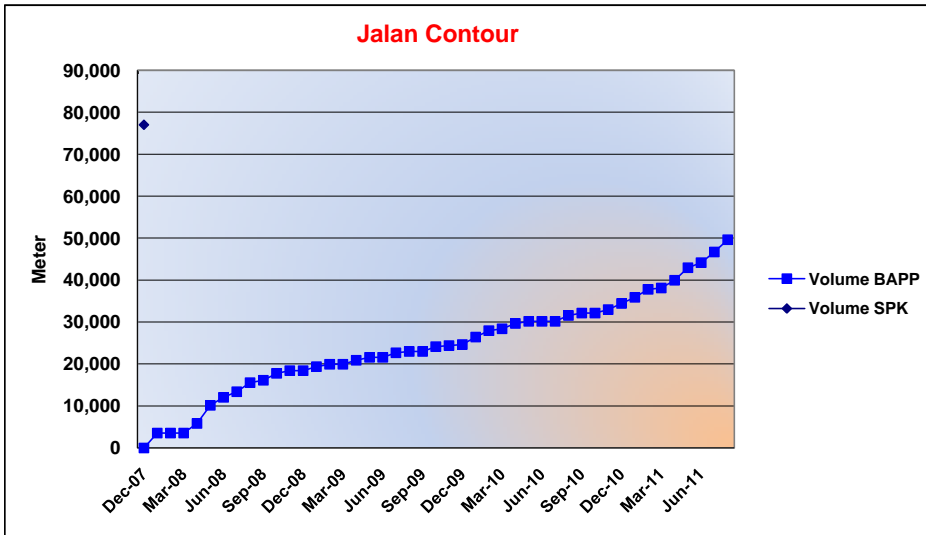
Bulan	Hasil per Bulan	Kumulatif
Dec-07	1,394.27	1,394.27
Jan-08	4,239.24	5,633.51
Feb-08	4,838.51	10,472.02
Mar-08	2,999.39	13,471.41
Apr-08	5,429.63	18,901.04
May-08	2,276.97	21,178.01
Jun-08	7,399.52	28,577.53
Jul-08	3,188.58	31,766.11
Aug-08	2,749.17	34,515.28
Sep-08	-	34,515.28
Oct-08	947.79	35,463.07
Nov-08	194.54	35,657.61
Dec-08	235.55	35,893.16
Jan-09	1,178.95	37,072.11
Feb-09	2,553.63	39,625.74
Mar-09	2,657.39	42,283.13
Apr-09	6,118.93	48,402.06
May-09	1,763.24	50,165.30
Jun-09	1,346.18	51,511.48
Jul-09	3,326.28	54,837.76
Aug-09	4,910.79	59,748.55
Sep-09	1,985.90	61,734.45
Oct-09	-	61,734.45
Nov-09	686.11	62,420.56
Dec-09	3,916.58	66,337.14
Jan-10	2,395.33	68,732.47
Feb-10	2,372.06	71,104.53
Mar-10	3,520.23	74,624.76
Apr-10	2,476.38	77,101.14
May-10	1,093.63	78,194.77
Jun-10	939.43	79,134.20
Jul-10	1,313.84	80,448.04
Aug-10	863.27	81,311.31
Sep-10	238.06	81,549.37
Oct-10	439.70	81,989.07
Nov-10	4,185.18	86,174.25
Dec-10	3,091.50	89,265.75
Jan-11	387.02	89,652.77
Feb-11	1,559.10	91,211.87
Mar-11	1,887.95	93,099.82
Apr-11	2,214.98	95,314.80
May-11	2,611.22	97,926.02
Jun-11	3,125.26	101,051.28
Jul-11	2,120.79	103,172.07
Aug-11	2,135.01	105,307.08
	105,307.08	



PT. PERSADA GRAHA MANDIRI

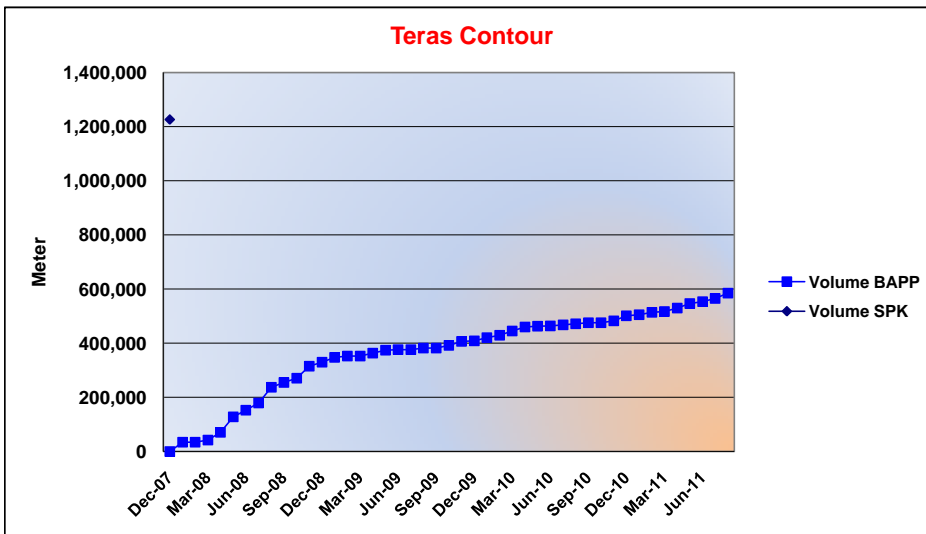
PROGRESS REPORT - Kebun Kapuas Hulu

Jenis Pekerjaan	Unit	Vol SPK	Realisasi	%
Jalan Contour	Meter	77,000.00	49,610.62	64.43%



Bulan	Hasil per Bulan	Kumulatif
Dec-07	-	-
Jan-08	3,537.71	3,537.71
Feb-08	-	3,537.71
Mar-08	-	3,537.71
Apr-08	2,305.56	5,843.27
May-08	4,327.06	10,170.33
Jun-08	1,924.58	12,094.91
Jul-08	1,315.55	13,410.46
Aug-08	2,174.88	15,585.34
Sep-08	569.18	16,154.52
Oct-08	1,620.96	17,775.48
Nov-08	673.39	18,448.87
Dec-08	-	18,448.87
Jan-09	926.28	19,375.15
Feb-09	601.34	19,976.49
Mar-09	-	19,976.49
Apr-09	937.64	20,914.13
May-09	658.22	21,572.35
Jun-09	-	21,572.35
Jul-09	1,111.24	22,683.59
Aug-09	314.46	22,998.05
Sep-09	-	22,998.05
Oct-09	1,147.51	24,145.56
Nov-09	263.92	24,409.48
Dec-09	218.42	24,627.90
Jan-10	1,823.89	26,451.79
Feb-10	1,477.31	27,929.10
Mar-10	476.92	28,406.02
Apr-10	1,286.84	29,692.86
May-10	480.36	30,173.22
Jun-10	-	30,173.22
Jul-10	-	30,173.22
Aug-10	1,373.16	31,546.38
Sep-10	566.44	32,112.82
Oct-10	-	32,112.82
Nov-10	850.21	32,963.03
Dec-10	1,437.10	34,400.13
Jan-11	1,488.38	35,888.51
Feb-11	1,901.36	37,789.87
Mar-11	329.72	38,119.59
Apr-11	1,843.53	39,963.12
May-11	2,951.20	42,914.32
Jun-11	1,229.56	44,143.88
Jul-11	2,561.14	46,705.02
Aug-11	2,905.60	49,610.62
	49,610.62	

Jenis Pekerjaan	Unit	Vol SPK	Realisasi	%
Teras Contour	Meter	1,226,500.00	585,061.82	47.70%



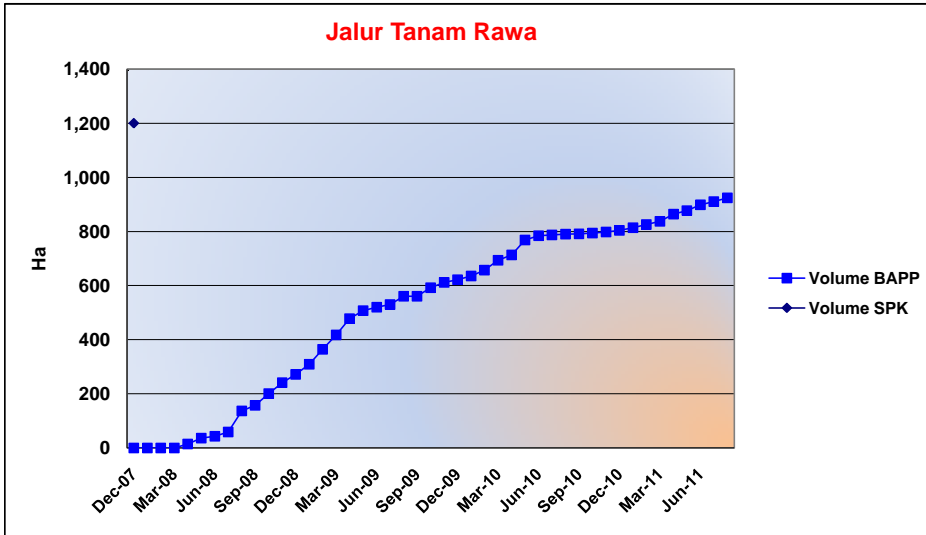
Bulan	Hasil per Bulan	Kumulatif
Dec-07	-	-
Jan-08	34,790.10	34,790.10
Feb-08	-	34,790.10
Mar-08	7,078.52	41,868.62
Apr-08	28,936.30	70,804.92
May-08	57,681.99	128,486.91
Jun-08	24,039.12	152,526.03
Jul-08	27,005.94	179,531.97
Aug-08	57,573.42	237,105.39
Sep-08	17,559.03	254,664.42
Oct-08	16,086.40	270,750.82
Nov-08	44,533.82	315,284.64
Dec-08	14,319.38	329,604.02
Jan-09	18,309.55	347,913.57
Feb-09	4,760.31	352,673.88
Mar-09	-	352,673.88
Apr-09	10,982.77	363,656.65
May-09	10,958.08	374,614.73
Jun-09	1,688.94	376,303.67
Jul-09	-	376,303.67
Aug-09	6,339.99	382,643.66
Sep-09	-	382,643.66
Oct-09	9,065.78	391,709.44
Nov-09	15,304.90	407,014.34
Dec-09	1,865.56	408,879.90
Jan-10	11,819.34	420,699.24
Feb-10	8,307.28	429,006.52
Mar-10	15,917.01	444,923.53
Apr-10	14,598.42	459,521.95
May-10	3,370.71	462,892.66
Jun-10	1,410.15	464,302.81
Jul-10	3,476.24	467,779.05
Aug-10	3,568.63	471,347.68
Sep-10	4,766.10	476,113.78
Oct-10	-	476,113.78
Nov-10	6,095.12	482,208.90
Dec-10	19,317.65	501,526.55
Jan-11	4,041.55	505,568.10
Feb-11	8,927.56	514,495.66
Mar-11	2,591.03	517,086.69
Apr-11	12,408.58	529,495.27
May-11	17,288.59	546,783.86
Jun-11	6,476.50	553,260.36
Jul-11	12,157.88	565,418.24
Aug-11	19,643.58	585,061.82
	585,061.82	



PT. PERSADA GRAHA MANDIRI

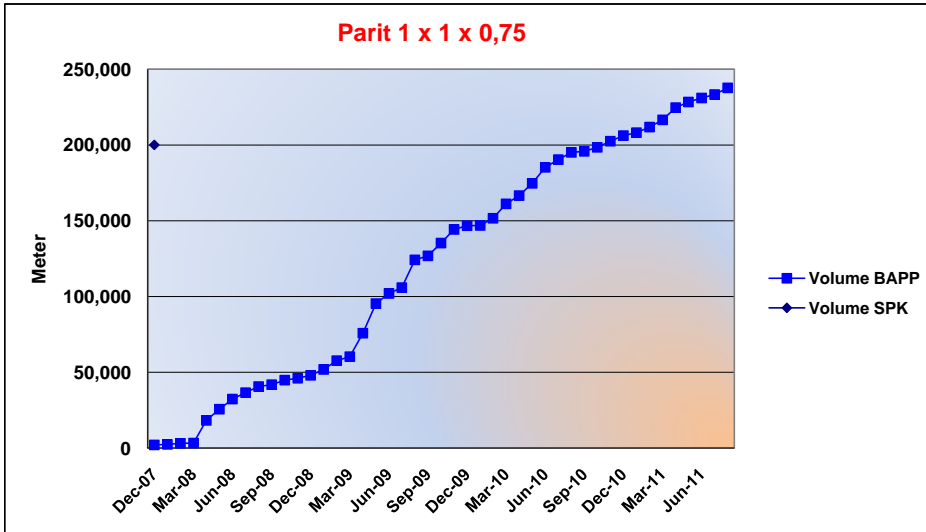
PROGRESS REPORT - Kebun Kapuas Hulu

Jenis Pekerjaan	Unit	Vol SPK	Realisasi	%
Jalur Tanam Rawa	Ha	1,200.00	924.42	77.04%



Bulan	Hasil per Bulan	Kumulatif
Dec-07	-	-
Jan-08	-	-
Feb-08	-	-
Mar-08	-	-
Apr-08	14.75	14.75
May-08	21.50	36.25
Jun-08	7.11	43.36
Jul-08	16.25	59.61
Aug-08	77.16	136.77
Sep-08	20.73	157.50
Oct-08	43.65	201.15
Nov-08	40.07	241.22
Dec-08	30.94	272.16
Jan-09	36.89	309.05
Feb-09	55.26	364.31
Mar-09	53.41	417.72
Apr-09	60.11	477.83
May-09	29.30	507.13
Jun-09	13.11	520.24
Jul-09	9.71	529.95
Aug-09	30.52	560.47
Sep-09	-	560.47
Oct-09	31.65	592.12
Nov-09	20.16	612.28
Dec-09	9.75	622.03
Jan-10	13.37	635.40
Feb-10	22.29	657.69
Mar-10	36.19	693.88
Apr-10	19.17	713.05
May-10	55.74	768.79
Jun-10	15.79	784.58
Jul-10	3.28	787.86
Aug-10	2.54	790.40
Sep-10	0.65	791.05
Oct-10	3.10	794.15
Nov-10	4.05	798.20
Dec-10	5.84	804.04
Jan-11	10.40	814.44
Feb-11	11.58	826.02
Mar-11	11.98	838.00
Apr-11	25.90	863.90
May-11	13.70	877.60
Jun-11	20.75	898.35
Jul-11	12.51	910.86
Aug-11	13.56	924.42
	924.42	

Jenis Pekerjaan	Unit	Vol SPK	Realisasi	%
Parit 1 x 1 x 0,75	Meter	200,000.00	237,705.58	118.85%



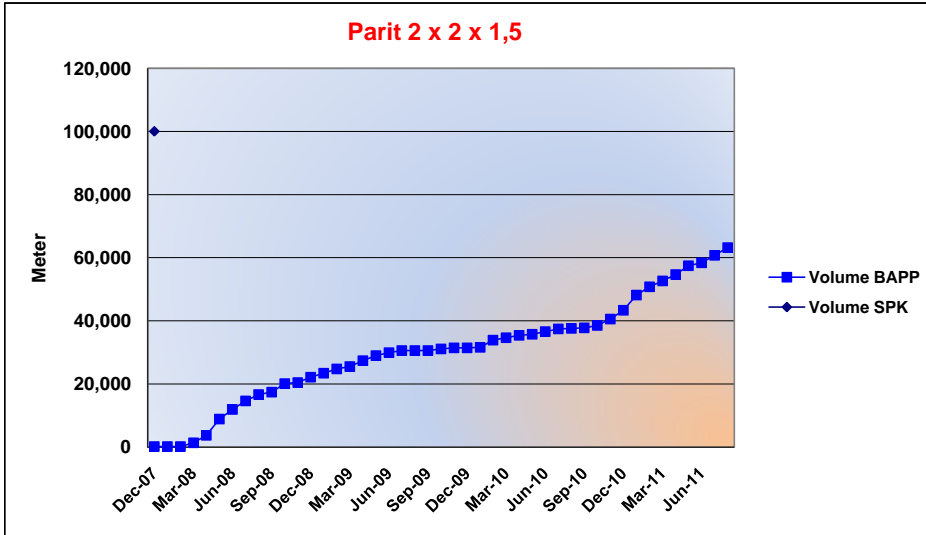
Bulan	Hasil per Bulan	Kumulatif
Dec-07	2,122.70	2,122.70
Jan-08	318.58	2,441.28
Feb-08	702.01	3,143.29
Mar-08	233.47	3,376.76
Apr-08	14,955.71	18,332.47
May-08	7,399.63	25,732.10
Jun-08	6,606.14	32,338.24
Jul-08	4,346.16	36,684.40
Aug-08	4,002.69	40,687.09
Sep-08	1,150.03	41,837.12
Oct-08	2,957.24	44,794.36
Nov-08	1,246.55	46,040.91
Dec-08	2,052.37	48,093.28
Jan-09	3,844.93	51,938.21
Feb-09	5,745.46	57,683.67
Mar-09	2,629.16	60,312.83
Apr-09	15,509.98	75,822.81
May-09	19,624.35	95,447.16
Jun-09	6,580.94	102,028.10
Jul-09	3,959.57	105,987.67
Aug-09	18,242.58	124,230.25
Sep-09	2,594.70	126,824.95
Oct-09	8,536.55	135,361.50
Nov-09	8,855.11	144,216.61
Dec-09	2,461.38	146,677.99
Jan-10	326.52	147,004.51
Feb-10	4,593.92	151,598.43
Mar-10	9,609.48	161,207.91
Apr-10	5,335.78	166,543.69
May-10	8,203.24	174,746.93
Jun-10	10,559.30	185,306.23
Jul-10	5,155.47	190,461.70
Aug-10	4,730.92	195,192.62
Sep-10	684.35	195,876.97
Oct-10	2,565.30	198,442.27
Nov-10	4,137.01	202,579.28
Dec-10	3,602.05	206,181.33
Jan-11	1,925.47	208,106.80
Feb-11	3,681.13	211,787.93
Mar-11	4,752.82	216,540.75
Apr-11	8,082.81	224,623.56
May-11	3,812.10	228,435.66
Jun-11	2,604.28	231,039.94
Jul-11	2,323.81	233,363.75
Aug-11	4,341.83	237,705.58
	237,705.58	



PT. PERSADA GRAHA MANDIRI

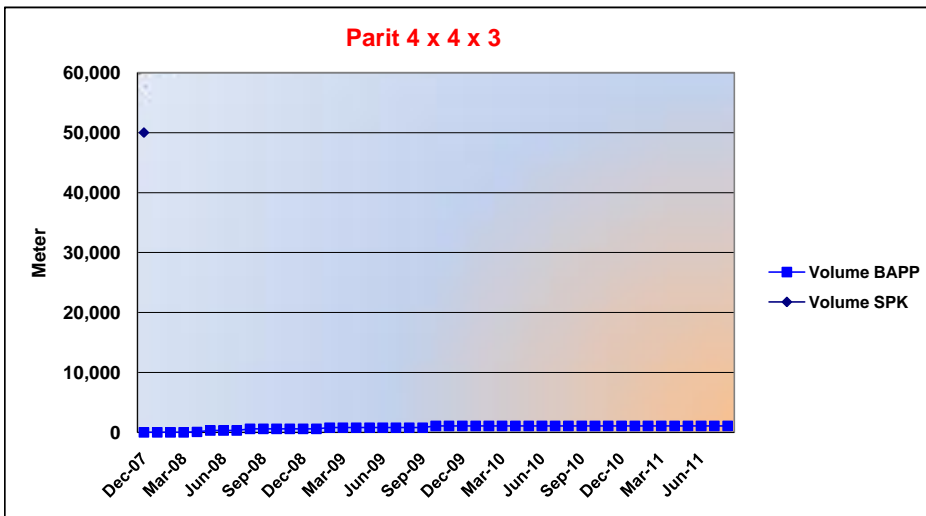
PROGRESS REPORT - Kebun Kapuas Hulu

Jenis Pekerjaan	Unit	Vol SPK	Realisasi	%
Parit 2 x 2 x 1,5	Meter	100,000.00	40,573.82	63.17%



Bulan	Hasil per Bulan	Kumulatif
Dec-07	178.63	178.63
Jan-08	-	178.63
Feb-08	-	178.63
Mar-08	1,183.38	1,362.01
Apr-08	2,393.91	3,755.92
May-08	5,082.30	8,838.22
Jun-08	3,036.32	11,874.54
Jul-08	2,738.31	14,612.85
Aug-08	2,042.74	16,655.59
Sep-08	759.01	17,414.60
Oct-08	2,684.82	20,099.42
Nov-08	370.47	20,469.89
Dec-08	1,668.67	22,138.56
Jan-09	1,274.87	23,413.43
Feb-09	1,348.69	24,762.12
Mar-09	708.02	25,470.14
Apr-09	1,872.45	27,342.59
May-09	1,599.83	28,942.42
Jun-09	988.58	29,931.00
Jul-09	670.43	30,601.43
Aug-09	-	30,601.43
Sep-09	-	30,601.43
Oct-09	497.32	31,098.75
Nov-09	287.95	31,386.70
Dec-09	-	31,386.70
Jan-10	196.78	31,583.48
Feb-10	2,243.28	33,826.76
Mar-10	804.59	34,631.35
Apr-10	752.52	35,383.87
May-10	375.70	35,759.57
Jun-10	826.30	36,585.87
Jul-10	802.50	37,388.37
Aug-10	228.57	37,616.94
Sep-10	131.34	37,748.28
Oct-10	777.57	38,525.85
Nov-10	2,047.97	40,573.82
Dec-10	2,711.83	43,285.65
Jan-11	4,837.95	48,123.60
Feb-11	2,622.17	50,745.77
Mar-11	1,854.18	52,599.95
Apr-11	2,027.67	54,627.62
May-11	2,803.55	57,431.17
Jun-11	950.44	58,381.61
Jul-11	2,321.10	60,702.71
Aug-11	2,463.15	63,165.86
	40,573.82	

Jenis Pekerjaan	Unit	Vol SPK	Realisasi	%
Parit 4 x 4 x 3	Meter	50,000	1,088.070	2.18%

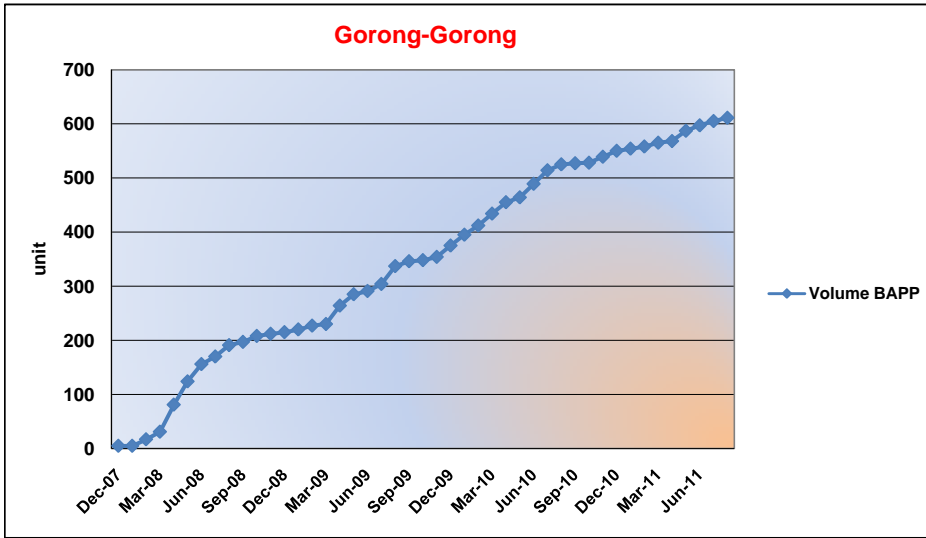


Bulan	Hasil per Bulan	Kumulatif
Dec-07	-	-
Jan-08	-	-
Feb-08	-	-
Mar-08	-	-
Apr-08	77.40	77.40
May-08	249.35	326.75
Jun-08	-	326.75
Jul-08	-	326.75
Aug-08	277.65	604.40
Sep-08	-	604.40
Oct-08	-	604.40
Nov-08	-	604.40
Dec-08	-	604.40
Jan-09	-	604.40
Feb-09	191.97	796.37
Mar-09	-	796.37
Apr-09	-	796.37
May-09	-	796.37
Jun-09	-	796.37
Jul-09	-	796.37
Aug-09	-	796.37
Sep-09	-	796.37
Oct-09	291.70	1,088.07
Nov-09	-	1,088.07
Dec-09	-	1,088.07
Jan-10	-	1,088.07
Feb-10	-	1,088.07
Mar-10	-	1,088.07
Apr-10	-	1,088.07
May-10	-	1,088.07
Jun-10	-	1,088.07
Jul-10	-	1,088.07
Aug-10	-	1,088.07
Sep-10	-	1,088.07
Oct-10	-	1,088.07
Nov-10	-	1,088.07
Dec-10	-	1,088.07
Jan-11	-	1,088.07
Feb-11	-	1,088.07
Mar-11	-	1,088.07
Apr-11	-	1,088.07
May-11	-	1,088.07
Jun-11	-	1,088.07
Jul-11	-	1,088.07
Aug-11	-	1,088.07
	1,088.07	



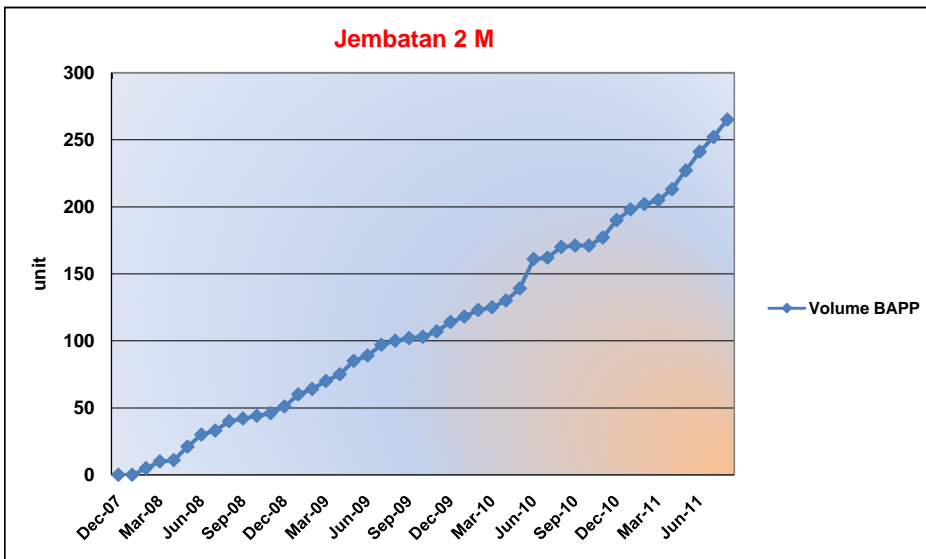
PROGRESS REPORT - Kebun Kapuas Hulu

Jenis Pekerjaan	Unit	Vol SPK	Realisasi	%
Gorong-gorong	Unit	-	611.00	0.00%



Bulan	Hasil per Bulan	Kumulatif
Dec-07	5.00	5.00
Jan-08	-	5.00
Feb-08	12.00	17.00
Mar-08	14.00	31.00
Apr-08	50.00	81.00
May-08	43.00	124.00
Jun-08	32.00	156.00
Jul-08	14.00	170.00
Aug-08	21.00	191.00
Sep-08	6.00	197.00
Oct-08	11.00	208.00
Nov-08	4.00	212.00
Dec-08	3.00	215.00
Jan-09	5.00	220.00
Feb-09	7.00	227.00
Mar-09	3.00	230.00
Apr-09	34.00	264.00
May-09	21.00	285.00
Jun-09	6.00	291.00
Jul-09	13.00	304.00
Aug-09	33.00	337.00
Sep-09	9.00	346.00
Oct-09	2.00	348.00
Nov-09	6.00	354.00
Dec-09	21.00	375.00
Jan-10	20.00	395.00
Feb-10	17.00	412.00
Mar-10	22.00	434.00
Apr-10	21.00	455.00
May-10	9.00	464.00
Jun-10	25.00	489.00
Jul-10	25.00	514.00
Aug-10	11.00	525.00
Sep-10	2.00	527.00
Oct-10	1.00	528.00
Nov-10	11.00	539.00
Dec-10	11.00	550.00
Jan-11	4.00	554.00
Feb-11	4.00	558.00
Mar-11	7.00	565.00
Apr-11	3.00	568.00
May-11	19.00	587.00
Jun-11	10.00	597.00
Jul-11	8.00	605.00
Aug-11	6.00	611.00
	611.00	

Jenis Pekerjaan	Unit	Vol SPK	Realisasi	%
Jembatan 2 M	Unit	-	265.00	0.00%

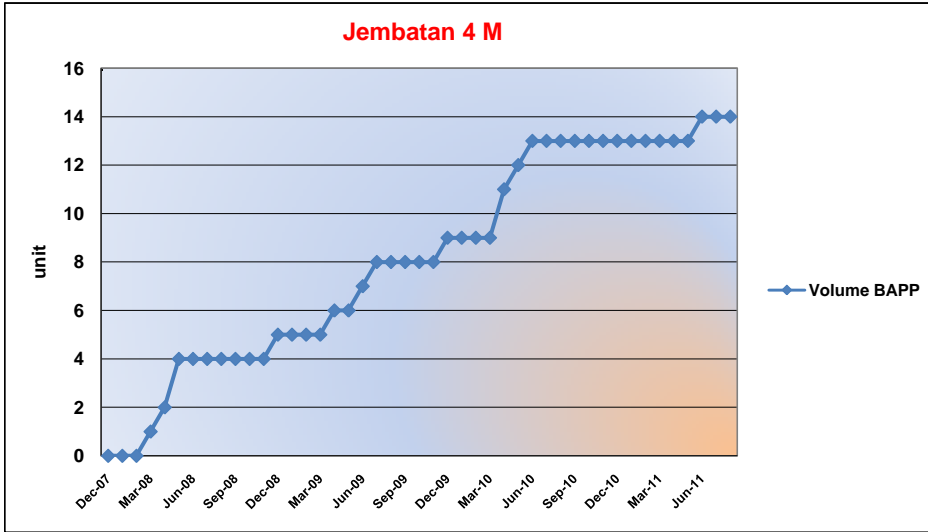


Bulan	Hasil per Bulan	Kumulatif
Dec-07	-	-
Jan-08	-	-
Feb-08	5.00	5.00
Mar-08	5.00	10.00
Apr-08	1.00	11.00
May-08	10.00	21.00
Jun-08	9.00	30.00
Jul-08	3.00	33.00
Aug-08	7.00	40.00
Sep-08	2.00	42.00
Oct-08	2.00	44.00
Nov-08	2.00	46.00
Dec-08	5.00	51.00
Jan-09	9.00	60.00
Feb-09	4.00	64.00
Mar-09	6.00	70.00
Apr-09	5.00	75.00
May-09	10.00	85.00
Jun-09	4.00	89.00
Jul-09	8.00	97.00
Aug-09	3.00	100.00
Sep-09	2.00	102.00
Oct-09	1.00	103.00
Nov-09	4.00	107.00
Dec-09	7.00	114.00
Jan-10	4.00	118.00
Feb-10	5.00	123.00
Mar-10	2.00	125.00
Apr-10	5.00	130.00
May-10	9.00	139.00
Jun-10	22.00	161.00
Jul-10	1.00	162.00
Aug-10	8.00	170.00
Sep-10	1.00	171.00
Oct-10	-	171.00
Nov-10	6.00	177.00
Dec-10	13.00	190.00
Jan-11	8.00	198.00
Feb-11	4.00	202.00
Mar-11	3.00	205.00
Apr-11	8.00	213.00
May-11	14.00	227.00
Jun-11	14.00	241.00
Jul-11	11.00	252.00
Aug-11	13.00	265.00
	265.00	



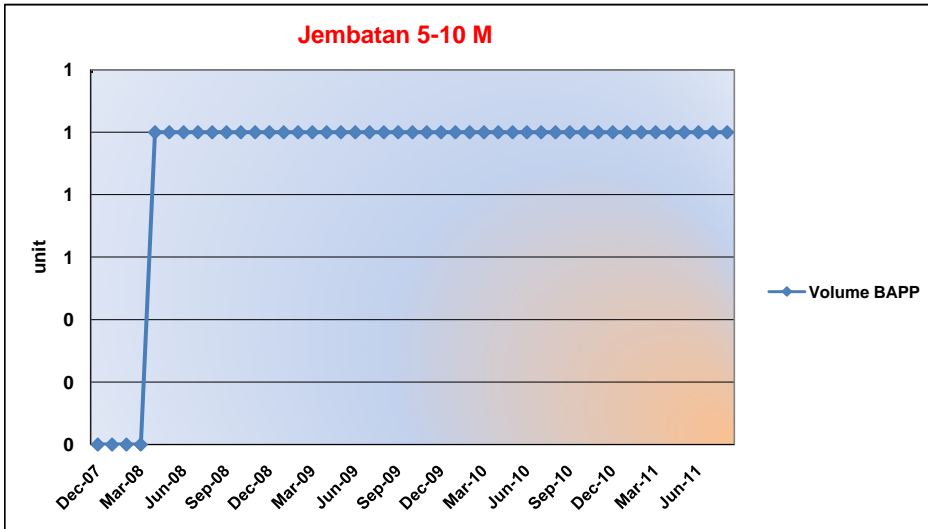
PROGRESS REPORT - Kebun Kapuas Hulu

Jenis Pekerjaan	Unit	Vol SPK	Realisasi	%
Jembatan 4 M	Unit	-	14.00	0.00%



Bulan	Hasil per Bulan	Kumulatif
Dec-07	-	-
Jan-08	-	-
Feb-08	-	-
Mar-08	1.00	1.00
Apr-08	1.00	2.00
May-08	2.00	4.00
Jun-08	-	4.00
Jul-08	-	4.00
Aug-08	-	4.00
Sep-08	-	4.00
Oct-08	-	4.00
Nov-08	-	4.00
Dec-08	1.00	5.00
Jan-09	-	5.00
Feb-09	-	5.00
Mar-09	-	5.00
Apr-09	1.00	6.00
May-09	-	6.00
Jun-09	1.00	7.00
Jul-09	1.00	8.00
Aug-09	-	8.00
Sep-09	-	8.00
Oct-09	-	8.00
Nov-09	-	8.00
Dec-09	1.00	9.00
Jan-10	-	9.00
Feb-10	-	9.00
Mar-10	-	9.00
Apr-10	2.00	11.00
May-10	1.00	12.00
Jun-10	1.00	13.00
Jul-10	-	13.00
Aug-10	-	13.00
Sep-10	-	13.00
Oct-10	-	13.00
Nov-10	-	13.00
Dec-10	-	13.00
Jan-11	-	13.00
Feb-11	-	13.00
Mar-11	-	13.00
Apr-11	-	13.00
May-11	-	13.00
Jun-11	1.00	14.00
Jul-11	-	14.00
Aug-11	-	14.00
	14.00	

Jenis Pekerjaan	Unit	Vol SPK	Realisasi	%
Jembatan 5-10 M	Unit	-	1.00	0.00%

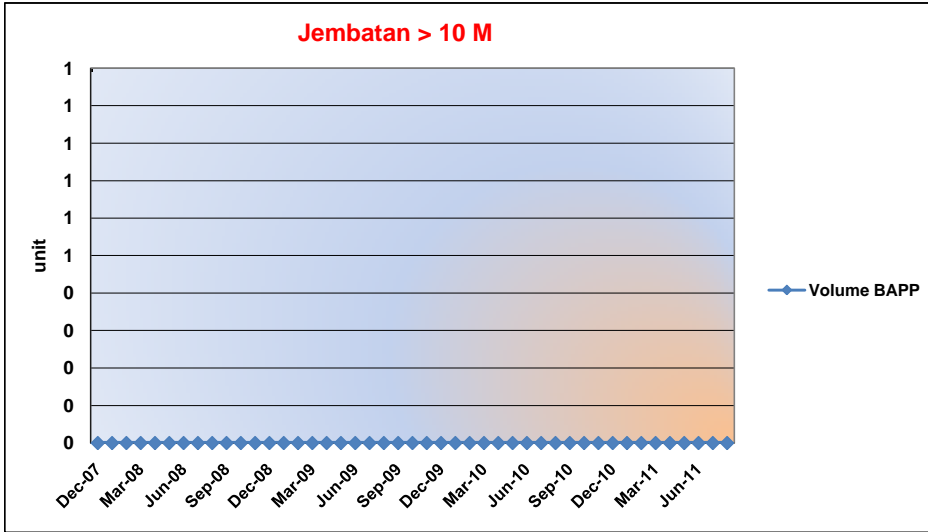


Bulan	Hasil per Bulan	Kumulatif
Dec-07	-	-
Jan-08	-	-
Feb-08	-	-
Mar-08	-	-
Apr-08	1.00	1.00
May-08	-	1.00
Jun-08	-	1.00
Jul-08	-	1.00
Aug-08	-	1.00
Sep-08	-	1.00
Oct-08	-	1.00
Nov-08	-	1.00
Dec-08	-	1.00
Jan-09	-	1.00
Feb-09	-	1.00
Mar-09	-	1.00
Apr-09	-	1.00
May-09	-	1.00
Jun-09	-	1.00
Jul-09	-	1.00
Aug-09	-	1.00
Sep-09	-	1.00
Oct-09	-	1.00
Nov-09	-	1.00
Dec-09	-	1.00
Jan-10	-	1.00
Feb-10	-	1.00
Mar-10	-	1.00
Apr-10	-	1.00
May-10	-	1.00
Jun-10	-	1.00
Jul-10	-	1.00
Aug-10	-	1.00
Sep-10	-	1.00
Oct-10	-	1.00
Nov-10	-	1.00
Dec-10	-	1.00
Jan-11	-	1.00
Feb-11	-	1.00
Mar-11	-	1.00
Apr-11	-	1.00
May-11	-	1.00
Jun-11	-	1.00
Jul-11	-	1.00
Aug-11	-	1.00
	1.00	



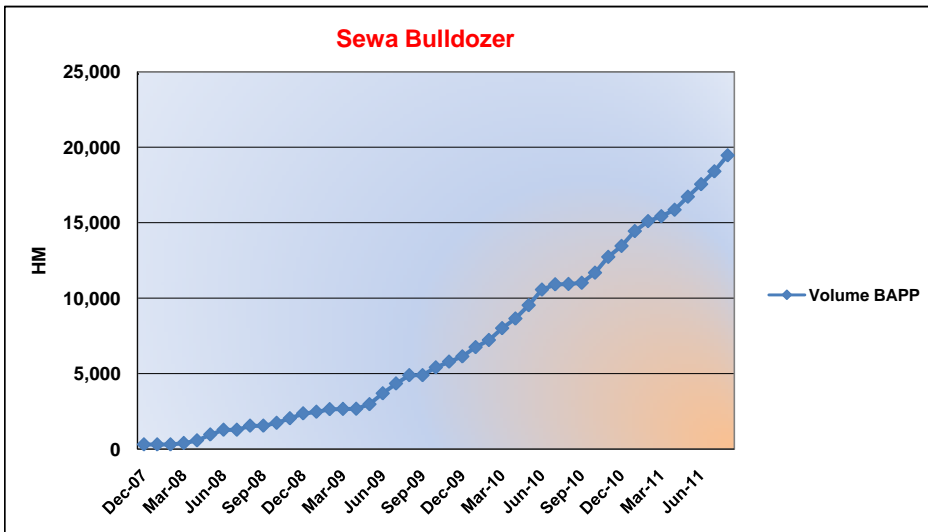
PROGRESS REPORT - Kebun Kapuas Hulu

Jenis Pekerjaan	Unit	Vol SPK	Realisasi	%
Jembatan > 10 M	Unit	-	-	0.00%



Bulan	Hasil per Bulan	Kumulatif
Dec-07	-	-
Jan-08	-	-
Feb-08	-	-
Mar-08	-	-
Apr-08	-	-
May-08	-	-
Jun-08	-	-
Jul-08	-	-
Aug-08	-	-
Sep-08	-	-
Oct-08	-	-
Nov-08	-	-
Dec-08	-	-
Jan-09	-	-
Feb-09	-	-
Mar-09	-	-
Apr-09	-	-
May-09	-	-
Jun-09	-	-
Jul-09	-	-
Aug-09	-	-
Sep-09	-	-
Oct-09	-	-
Nov-09	-	-
Dec-09	-	-
Jan-10	-	-
Feb-10	-	-
Mar-10	-	-
Apr-10	-	-
May-10	-	-
Jun-10	-	-
Jul-10	-	-
Aug-10	-	-
Sep-10	-	-
Oct-10	-	-
Nov-10	-	-
Dec-10	-	-
Jan-11	-	-
Feb-11	-	-
Mar-11	-	-
Apr-11	-	-
May-11	-	-
Jun-11	-	-
Jul-11	-	-
Aug-11	-	-
	-	-

Jenis Pekerjaan	Unit	Vol SPK	Realisasi	%
Sewa Bulldozer	HM	-	19,456.75	0.00%



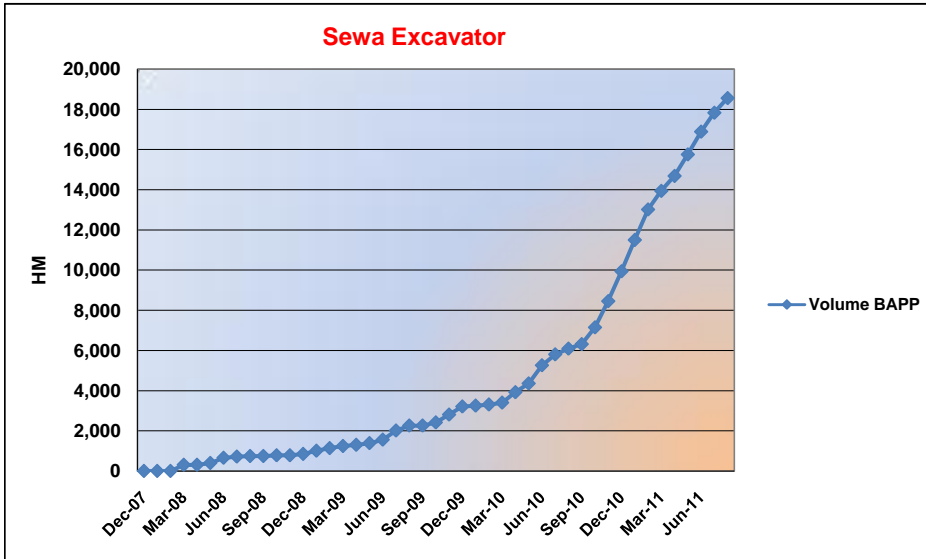
Bulan	Hasil per Bulan	Kumulatif
Dec-07	308.55	308.55
Jan-08	-	308.55
Feb-08	-	308.55
Mar-08	91.80	400.35
Apr-08	174.50	574.85
May-08	391.70	966.55
Jun-08	313.40	1,279.95
Jul-08	-	1,279.95
Aug-08	269.60	1,549.55
Sep-08	-	1,549.55
Oct-08	188.10	1,737.65
Nov-08	302.80	2,040.45
Dec-08	324.80	2,365.25
Jan-09	106.70	2,471.95
Feb-09	172.00	2,643.95
Mar-09	16.10	2,660.05
Apr-09	9.00	2,669.05
May-09	304.10	2,973.15
Jun-09	719.20	3,692.35
Jul-09	651.70	4,344.05
Aug-09	551.00	4,895.05
Sep-09	-	4,895.05
Oct-09	515.00	5,410.05
Nov-09	381.50	5,791.55
Dec-09	345.50	6,137.05
Jan-10	614.60	6,751.65
Feb-10	471.90	7,223.55
Mar-10	785.30	8,008.85
Apr-10	637.70	8,646.55
May-10	883.10	9,529.65
Jun-10	1,033.70	10,563.35
Jul-10	348.80	10,912.15
Aug-10	23.00	10,935.15
Sep-10	77.90	11,013.05
Oct-10	670.10	11,683.15
Nov-10	1,047.40	12,730.55
Dec-10	724.10	13,454.65
Jan-11	984.50	14,439.15
Feb-11	657.90	15,097.05
Mar-11	327.50	15,424.55
Apr-11	425.70	15,850.25
May-11	865.40	16,715.65
Jun-11	829.60	17,545.25
Jul-11	849.10	18,394.35
Aug-11	1,062.40	19,456.75
	19,456.75	



PT. PERSADA GRAHA MANDIRI

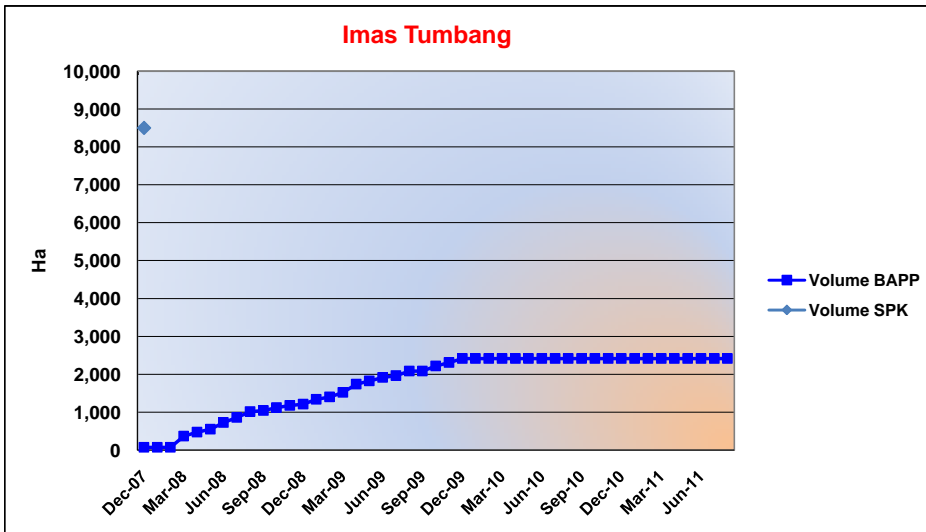
PROGRESS REPORT - Kebun Kapuas Hulu

Jenis Pekerjaan	Unit	Vol SPK	Realisasi	%
Sewa Excavator	HM	-	18,560.90	0.00%



Bulan	Hasil per Bulan	Kumulatif
Dec-07	7.00	7.00
Jan-08	-	7.00
Feb-08	-	7.00
Mar-08	307.50	314.50
Apr-08	-	314.50
May-08	89.10	403.60
Jun-08	259.00	662.60
Jul-08	58.50	721.10
Aug-08	28.30	749.40
Sep-08	-	749.40
Oct-08	36.20	785.60
Nov-08	-	785.60
Dec-08	68.40	854.00
Jan-09	159.70	1,013.70
Feb-09	129.50	1,143.20
Mar-09	105.20	1,248.40
Apr-09	59.40	1,307.80
May-09	84.60	1,392.40
Jun-09	172.00	1,564.40
Jul-09	454.40	2,018.80
Aug-09	247.40	2,266.20
Sep-09	-	2,266.20
Oct-09	156.30	2,422.50
Nov-09	389.60	2,812.10
Dec-09	403.40	3,215.50
Jan-10	43.20	3,258.70
Feb-10	56.10	3,314.80
Mar-10	92.40	3,407.20
Apr-10	518.80	3,926.00
May-10	436.20	4,362.20
Jun-10	902.60	5,264.80
Jul-10	543.00	5,807.80
Aug-10	286.40	6,094.20
Sep-10	223.20	6,317.40
Oct-10	833.60	7,151.00
Nov-10	1,306.60	8,457.60
Dec-10	1,484.90	9,942.50
Jan-11	1,558.80	11,501.30
Feb-11	1,516.90	13,018.20
Mar-11	925.30	13,943.50
Apr-11	743.20	14,686.70
May-11	1,070.70	15,757.40
Jun-11	1,133.90	16,891.30
Jul-11	941.50	17,832.80
Aug-11	728.10	18,560.90
	18,560.90	

Jenis Pekerjaan	Unit	Vol SPK	Realisasi	%
Imas/Tumbang	Ha	8,500	2,411.86	28.37%

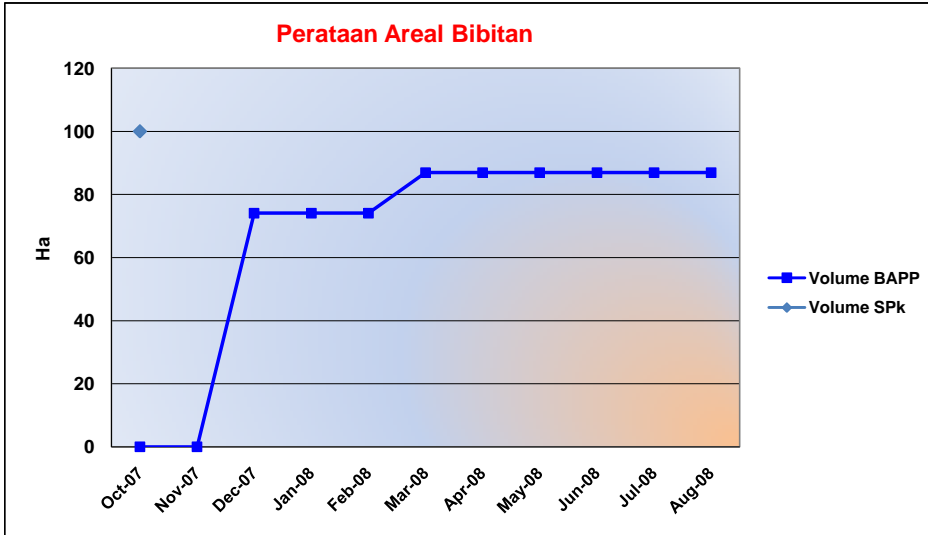


Bulan	Hasil per Bulan	Kumulatif
Dec-07	74.07	74.07
Jan-08	-	74.07
Feb-08	-	74.07
Mar-08	294.01	368.08
Apr-08	107.46	475.54
May-08	76.31	551.85
Jun-08	176.11	727.96
Jul-08	129.02	856.98
Aug-08	159.95	1,016.93
Sep-08	22.98	1,039.91
Oct-08	80.61	1,120.52
Nov-08	53.40	1,173.92
Dec-08	40.50	1,214.42
Jan-09	121.84	1,336.26
Feb-09	67.60	1,403.86
Mar-09	116.07	1,519.93
Apr-09	218.95	1,738.88
May-09	86.84	1,825.72
Jun-09	90.67	1,916.39
Jul-09	46.52	1,962.91
Aug-09	117.89	2,080.80
Sep-09	-	2,080.80
Oct-09	139.33	2,220.13
Nov-09	92.73	2,312.86
Dec-09	99.00	2,411.86
Jan-10	-	2,411.86
Feb-10	-	2,411.86
Mar-10	-	2,411.86
Apr-10	-	2,411.86
May-10	-	2,411.86
Jun-10	-	2,411.86
Jul-10	-	2,411.86
Aug-10	-	2,411.86
Sep-10	-	2,411.86
Oct-10	-	2,411.86
Nov-10	-	2,411.86
Dec-10	-	2,411.86
Jan-11	-	2,411.86
Feb-11	-	2,411.86
Mar-11	-	2,411.86
Apr-11	-	2,411.86
May-11	-	2,411.86
Jun-11	-	2,411.86
Jul-11	-	2,411.86
Aug-11	-	2,411.86
	2,411.86	



PROGRESS REPORT - Kebun Kapuas Hulu

Jenis Pekerjaan	Unit	Vol SPK	Realisasi	%
Perataan Tapak Bibitan	Ha	100	86.93	86.93%



Bulan	Hasil per Bulan	Kumulatif
Oct-07	-	-
Nov-07	-	-
Dec-07	74.07	74.07
Jan-08	-	74.07
Feb-08	-	74.07
Mar-08	12.86	86.93
Apr-08	-	86.93
May-08	-	86.93
Jun-08	-	86.93
Jul-08	-	86.93
Aug-08	-	86.93
	86.93	