



PT. PARAMITRA INTERNUSA PRATAMA

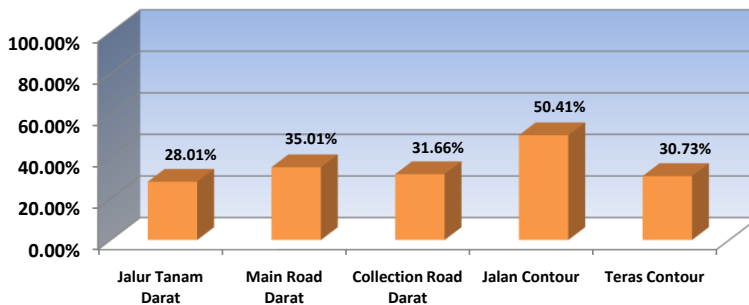
PROGRESS REPORT - Kebun Belian

KONTRAK NO :

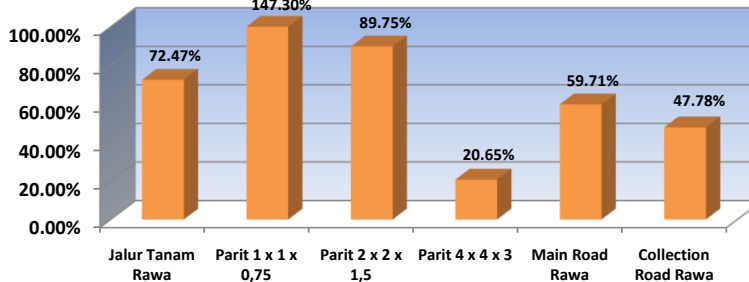
1. SPK No. BLNE/JKTO/11/07/029 - Jalur Tanam, BPRT, & PJLN
2. SPK No. BLNE/JKTO/11/07/031 - SWAB
3. SPK No. BLNE/JKTO/11/07/028 - Imas Tumbang
4. SPK No. BLNE/JKTO/11/07/030 - Penyiapan Lahan Bibitan

Jenis Pekerjaan	Unit	Vol SPK 20 Nop '07 s.d 01 April '11	Realisasi			%
			AKUMULASI s.d BULAN LALU	BAPP Juli' 2011	s.d BAPP Juli' 2011	
Bulldozer						
Jalur Tanam Darat	Ha	8,100.00	2,203.97	64.95	2,268.92	28.01%
Main Road Darat	Mtr	66,402.00	22,079.65	1,165.89	23,245.54	35.01%
Collection Road Darat	Mtr	218,085.00	66,534.47	2,521.80	69,056.27	31.66%
Jalan Contour	Mtr	111,300.00	53,129.55	2,976.35	56,105.90	50.41%
Teras Contour	Mtr	1,605,600.00	474,813.47	18,625.61	493,439.08	30.73%
Sewa Buldozer	HM	-	18,413.90	1,767.90	20,181.80	
Excavator						
Jalur Tanam Rawa	Ha	1,900.00	1,334.03	42.95	1,376.98	72.47%
Parit 1 x 1 x 0,75	Mtr	184,100.00	270,071.12	1,107.91	271,179.03	147.30%
Parit 2 x 2 x 1,5	Mtr	100,000.00	88,150.03	1,598.96	89,748.99	89.75%
Parit 4 x 4 x 3	Mtr	42,050.00	8,684.98	-	8,684.98	20.65%
Main Road Rawa	Mtr	19,380.00	10,985.75	585.49	11,571.24	59.71%
Collection Road Rawa	Mtr	63,650.00	29,392.56	1,021.20	30,413.76	47.78%
Gorong-gorong	Unit	-	184.00	3.00	187.00	
Jembatan 2 M	Unit	-	411.00	11.00	422.00	
Jembatan 4 M	Unit	-	60.00	3.00	63.00	
Jembatan 5-10 M	Unit	-	-	-	-	
Jembatan > 10 M	Unit	-	-	-	-	
Sewa Excavator	HM	-	26,023.39	1,629.40	27,652.79	
Imas/Tumbang	Ha	10,000.00	2,886.86	-	2,886.86	28.87%
Perataan Tapak Bibitan	Ha	80.00	63.82	-	63.82	79.78%

Pekerjaan Bulldozer



Pekerjaan Excavator



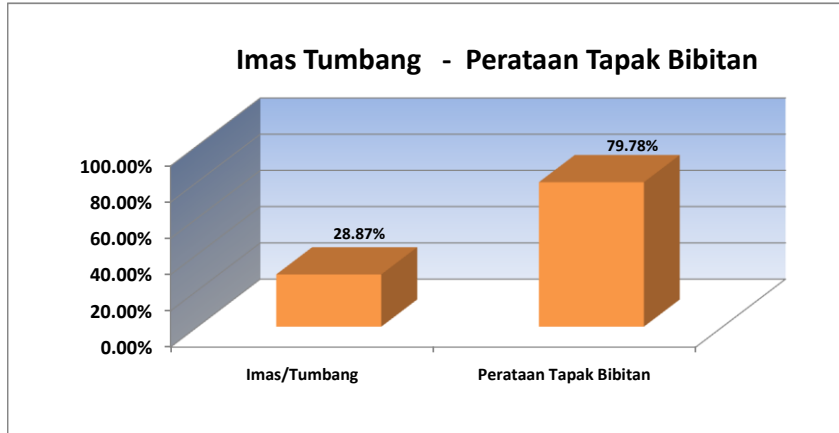
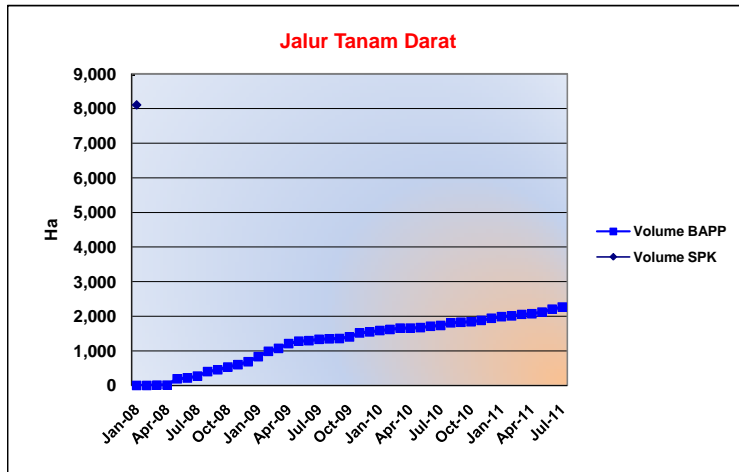


Chart & Detail Per Month

Jenis Pekerjaan	Unit	Vol SPK	Realisasi	%
Jalur Tanam Darat	Ha	8,100.00	2,268.92	28.01%



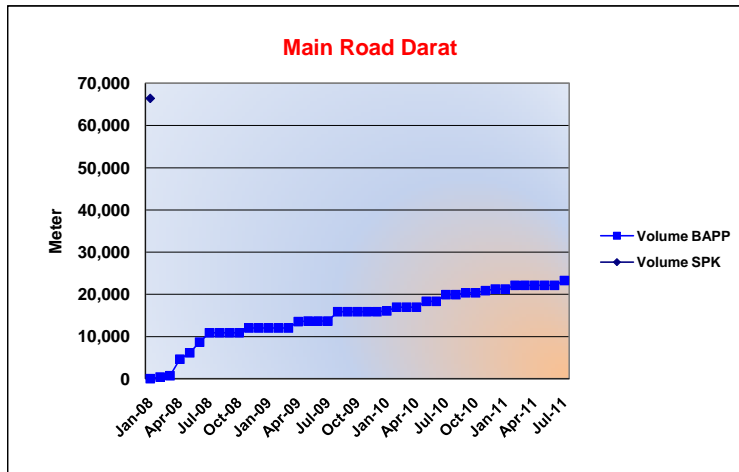
Bulan	Hasil per Bulan	Kumulatif
Jan-08	-	-
Feb-08	-	-
Mar-08	11.69	11.69
Apr-08	-	11.69
May-08	182.38	194.07
Jun-08	20.36	214.43
Jul-08	56.82	271.25
Aug-08	133.78	405.03
Sep-08	46.39	451.42
Oct-08	83.50	534.92
Nov-08	65.97	600.89
Dec-08	85.35	686.24
Jan-09	149.41	835.65
Feb-09	155.66	991.31
Mar-09	84.61	1,075.92
Apr-09	133.97	1,209.89
May-09	73.52	1,283.41
Jun-09	10.05	1,293.46
Jul-09	43.33	1,336.79
Aug-09	11.50	1,348.29
Sep-09	7.64	1,355.93
Oct-09	46.81	1,402.74
Nov-09	119.42	1,522.16
Dec-09	31.02	1,553.18
Jan-10	34.00	1,587.18
Feb-10	35.84	1,623.02
Mar-10	36.70	1,659.72
Apr-10	1.56	1,661.28
May-10	11.98	1,673.26
Jun-10	40.61	1,713.87
Jul-10	21.49	1,735.36
Aug-10	75.59	1,810.95
Sep-10	20.62	1,831.57
Oct-10	9.57	1,841.14
Nov-10	42.22	1,883.36
Dec-10	62.19	1,945.55
Jan-11	47.31	1,992.86
Feb-11	23.60	2,016.46
Mar-11	40.03	2,056.49
Apr-11	22.47	2,078.96
May-11	41.44	2,120.40
Jun-11	83.57	2,203.97
Jul-11	64.95	2,268.92
	2,268.92	



PT. PARAMITRA INTERNUSA PRATAMA

PROGRESS REPORT - Kebun Belian

Jenis Pekerjaan	Unit	Vol SPK	Realisasi	%
Main Road Darat	Mtr	66,402.00	23,245.54	35.01%



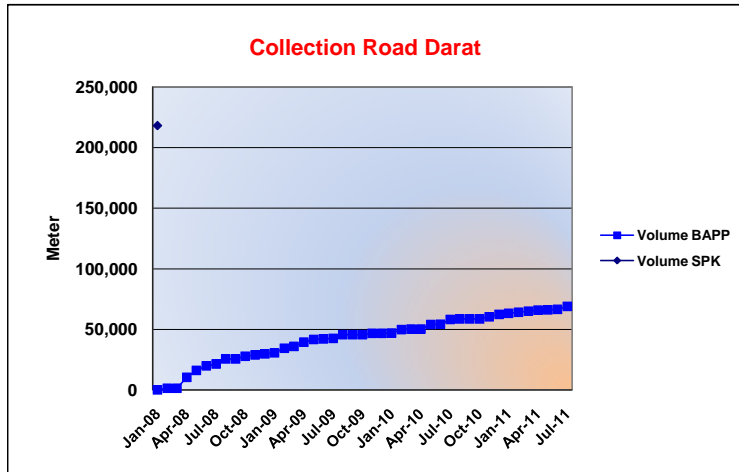
Bulan	Hasil per Bulan	Kumulatif
Jan-08	-	-
Feb-08	364.06	364.06
Mar-08	340.70	704.76
Apr-08	3,922.97	4,627.73
May-08	1,526.40	6,154.13
Jun-08	2,479.28	8,633.41
Jul-08	2,237.32	10,870.73
Aug-08	-	10,870.73
Sep-08	-	10,870.73
Oct-08	-	10,870.73
Nov-08	1,139.84	12,010.57
Dec-08	-	12,010.57
Jan-09	-	12,010.57
Feb-09	-	12,010.57
Mar-09	-	12,010.57
Apr-09	1,476.64	13,487.21
May-09	185.95	13,673.16
Jun-09	-	13,673.16
Jul-09	-	13,673.16
Aug-09	2,193.20	15,866.36
Sep-09	-	15,866.36
Oct-09	-	15,866.36
Nov-09	-	15,866.36
Dec-09	-	15,866.36
Jan-10	149.02	16,015.38
Feb-10	942.88	16,958.26
Mar-10	-	16,958.26
Apr-10	-	16,958.26
May-10	1,371.44	18,329.70
Jun-10	-	18,329.70
Jul-10	1,592.78	19,922.48
Aug-10	-	19,922.48
Sep-10	425.90	20,348.38
Oct-10	-	20,348.38
Nov-10	470.09	20,818.47
Dec-10	404.61	21,223.08
Jan-11	-	21,223.08
Feb-11	856.57	22,079.65
Mar-11	-	22,079.65
Apr-11	-	22,079.65
May-11	-	22,079.65
Jun-11	-	22,079.65
Jul-11	1,165.89	23,245.54
	23,245.54	



PT. PARAMITRA INTERNUSA PRATAMA

PROGRESS REPORT - Kebun Belian

Jenis Pekerjaan	Unit	Vol SPK	Realisasi	%
Collection Road Darat	Mtr	218,085.00	69,056.27	31.66%



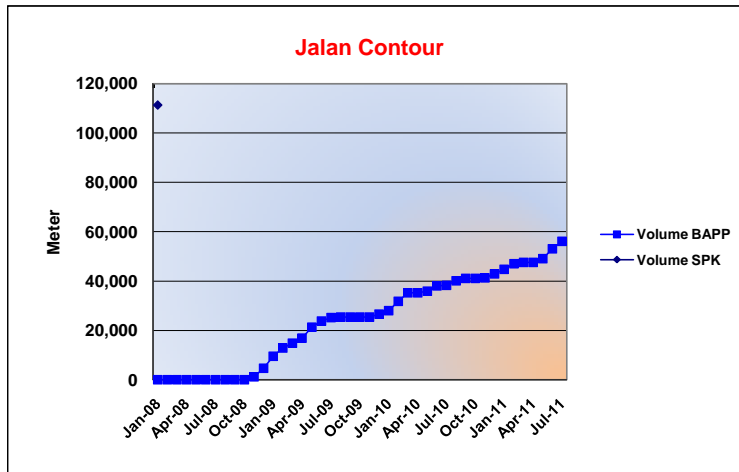
Bulan	Hasil per Bulan	Kumulatif
Jan-08	166.96	166.96
Feb-08	1,352.91	1,519.87
Mar-08	-	1,519.87
Apr-08	9,099.27	10,619.14
May-08	5,617.26	16,236.40
Jun-08	3,770.92	20,007.32
Jul-08	1,607.66	21,614.98
Aug-08	4,130.61	25,745.59
Sep-08	-	25,745.59
Oct-08	2,214.34	27,959.93
Nov-08	995.66	28,955.59
Dec-08	830.79	29,786.38
Jan-09	928.43	30,714.81
Feb-09	3,785.63	34,500.44
Mar-09	1,634.47	36,134.91
Apr-09	3,431.46	39,566.37
May-09	2,223.49	41,789.86
Jun-09	369.68	42,159.54
Jul-09	464.81	42,624.35
Aug-09	3,063.51	45,687.86
Sep-09	-	45,687.86
Oct-09	-	45,687.86
Nov-09	1,049.42	46,737.28
Dec-09	121.39	46,858.67
Jan-10	202.04	47,060.71
Feb-10	2,869.81	49,930.52
Mar-10	429.37	50,359.89
Apr-10	-	50,359.89
May-10	3,650.55	54,010.44
Jun-10	193.68	54,204.12
Jul-10	4,086.11	58,290.23
Aug-10	419.85	58,710.08
Sep-10	-	58,710.08
Oct-10	-	58,710.08
Nov-10	1,748.01	60,458.09
Dec-10	1,990.19	62,448.28
Jan-11	974.44	63,422.72
Feb-11	793.43	64,216.15
Mar-11	867.68	65,083.83
Apr-11	906.41	65,990.24
May-11	122.07	66,112.31
Jun-11	422.16	66,534.47
Jul-11	2,521.80	69,056.27
	69,056.27	



PT. PARAMITRA INTERNUSA PRATAMA

PROGRESS REPORT - Kebun Belian

Jenis Pekerjaan	Unit	Vol SPK	Realisasi	%
Jalan Contour	Mtr	111,300.00	56,105.90	50.41%



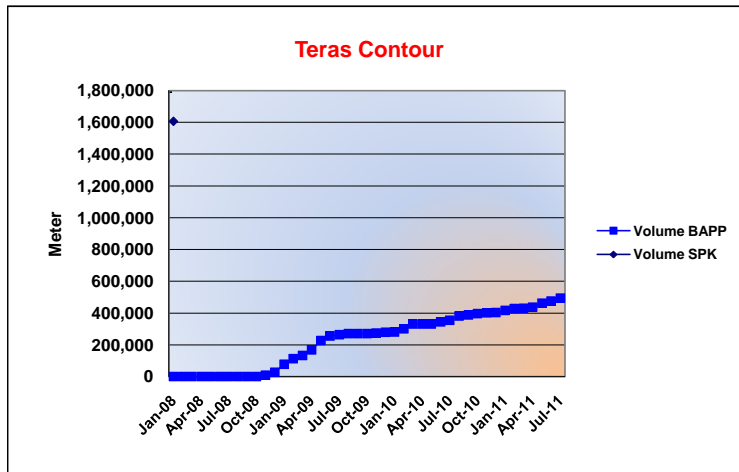
Bulan	Hasil per Bulan	Kumulatif
Jan-08	-	-
Feb-08	-	-
Mar-08	-	-
Apr-08	-	-
May-08	-	-
Jun-08	-	-
Jul-08	-	-
Aug-08	-	-
Sep-08	-	-
Oct-08	-	-
Nov-08	1,188.82	1,188.82
Dec-08	3,468.37	4,657.19
Jan-09	4,827.82	9,485.01
Feb-09	3,370.95	12,855.96
Mar-09	1,914.82	14,770.78
Apr-09	2,134.15	16,904.93
May-09	4,380.20	21,285.13
Jun-09	2,548.39	23,833.52
Jul-09	1,366.92	25,200.44
Aug-09	160.25	25,360.69
Sep-09	-	25,360.69
Oct-09	-	25,360.69
Nov-09	-	25,360.69
Dec-09	1,272.64	26,633.33
Jan-10	1,351.30	27,984.63
Feb-10	3,818.23	31,802.86
Mar-10	3,444.63	35,247.49
Apr-10	-	35,247.49
May-10	610.89	35,858.38
Jun-10	2,140.68	37,999.06
Jul-10	295.30	38,294.36
Aug-10	1,794.58	40,088.94
Sep-10	1,040.33	41,129.27
Oct-10	-	41,129.27
Nov-10	204.89	41,334.16
Dec-10	1,605.64	42,939.80
Jan-11	1,815.73	44,755.53
Feb-11	2,297.97	47,053.50
Mar-11	485.35	47,538.85
Apr-11	-	47,538.85
May-11	1,505.78	49,044.63
Jun-11	4,084.92	53,129.55
Jul-11	2,976.35	56,105.90
	56,105.90	



PT. PARAMITRA INTERNUSA PRATAMA

PROGRESS REPORT - Kebun Belian

Jenis Pekerjaan	Unit	Vol SPK	Realisasi	%
Teras Contour	Mtr	1,605,600.00	493,439.08	30.73%



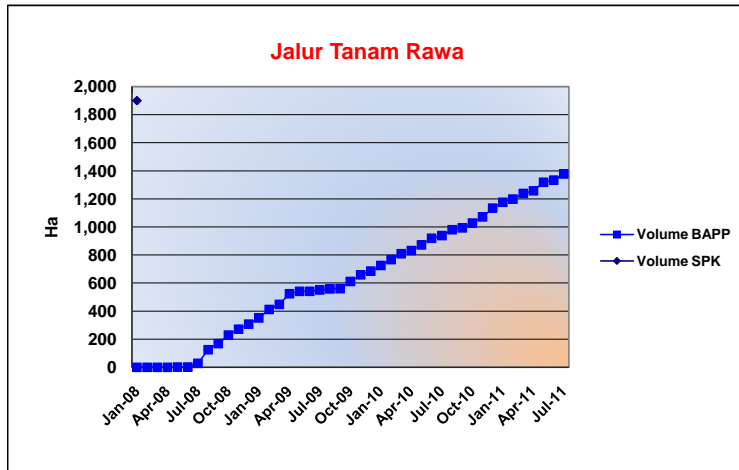
Bulan	Hasil per Bulan	Kumulatif
Jan-08	-	-
Feb-08	-	-
Mar-08	-	-
Apr-08	-	-
May-08	-	-
Jun-08	-	-
Jul-08	-	-
Aug-08	-	-
Sep-08	-	-
Oct-08	-	-
Nov-08	8,663.80	8,663.80
Dec-08	17,689.12	26,352.92
Jan-09	51,226.12	77,579.04
Feb-09	35,083.11	112,662.15
Mar-09	20,609.21	133,271.36
Apr-09	34,567.68	167,839.04
May-09	58,117.74	225,956.78
Jun-09	29,013.95	254,970.73
Jul-09	8,016.31	262,987.04
Aug-09	7,557.85	270,544.89
Sep-09	-	270,544.89
Oct-09	-	270,544.89
Nov-09	2,749.08	273,293.97
Dec-09	5,612.72	278,906.69
Jan-10	807.31	279,714.00
Feb-10	20,223.53	299,937.53
Mar-10	30,145.80	330,083.33
Apr-10	-	330,083.33
May-10	1,112.45	331,195.78
Jun-10	13,416.41	344,612.19
Jul-10	9,092.81	353,705.00
Aug-10	26,533.50	380,238.50
Sep-10	7,900.57	388,139.07
Oct-10	7,440.87	395,579.94
Nov-10	4,741.10	400,321.04
Dec-10	2,948.97	403,270.01
Jan-11	12,223.72	415,493.73
Feb-11	12,876.44	428,370.17
Mar-11	2,113.83	430,484.00
Apr-11	5,896.61	436,380.61
May-11	24,739.13	461,119.74
Jun-11	13,693.73	474,813.47
Jul-11	18,625.61	493,439.08
	493,439.08	



PT. PARAMITRA INTERNUSA PRATAMA

PROGRESS REPORT - Kebun Belian

Jenis Pekerjaan	Unit	Vol SPK	Realisasi	%
Jalur Tanam Rawa	Ha	1,900.00	1,376.98	72.47%



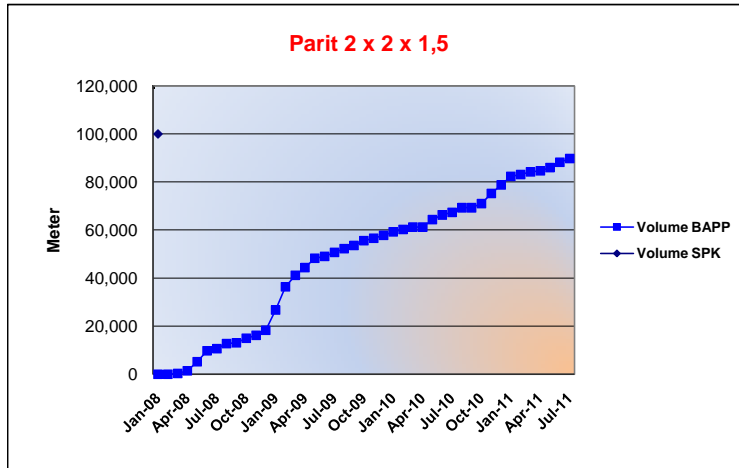
Bulan	Hasil per Bulan	Kumulatif
Jan-08	-	-
Feb-08	-	-
Mar-08	-	-
Apr-08	-	-
May-08	2.71	2.71
Jun-08	-	2.71
Jul-08	26.15	28.86
Aug-08	97.00	125.86
Sep-08	43.25	169.11
Oct-08	60.40	229.51
Nov-08	42.19	271.70
Dec-08	35.13	306.83
Jan-09	45.33	352.16
Feb-09	59.86	412.02
Mar-09	35.75	447.77
Apr-09	76.94	524.71
May-09	16.64	541.35
Jun-09	-	541.35
Jul-09	9.73	551.08
Aug-09	7.98	559.06
Sep-09	1.98	561.04
Oct-09	50.96	612.00
Nov-09	46.76	658.76
Dec-09	26.19	684.95
Jan-10	39.99	724.94
Feb-10	41.88	766.82
Mar-10	41.69	808.51
Apr-10	23.83	832.34
May-10	39.07	871.41
Jun-10	48.00	919.41
Jul-10	17.96	937.37
Aug-10	43.28	980.65
Sep-10	13.01	993.66
Oct-10	34.13	1,027.79
Nov-10	43.91	1,071.70
Dec-10	62.69	1,134.39
Jan-11	41.34	1,175.73
Feb-11	23.56	1,199.29
Mar-11	39.66	1,238.95
Apr-11	19.26	1,258.21
May-11	59.38	1,317.59
Jun-11	16.44	1,334.03
Jul-11	42.95	1,376.98
	1,376.98	



PT. PARAMITRA INTERNUSA PRATAMA

PROGRESS REPORT - Kebun Belian

Jenis Pekerjaan	Unit	Vol SPK	Realisasi	%
Parit 2 x 2 x 1,5	Mtr	100,000.00	89,748.99	89.75%



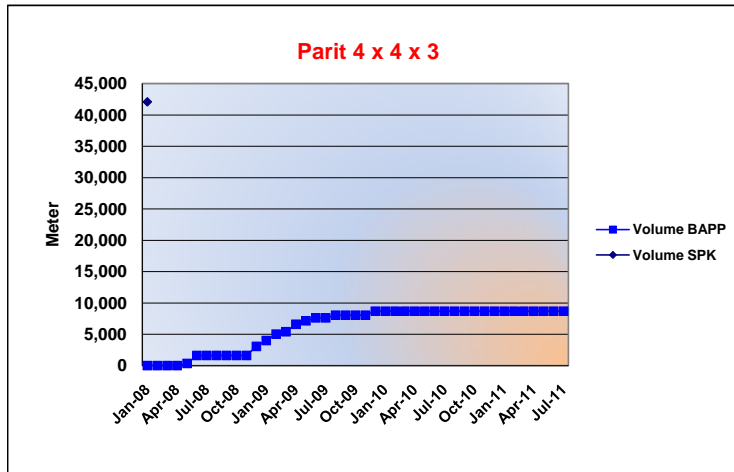
Bulan	Hasil per Bulan	Kumulatif
Jan-08	-	-
Feb-08	-	-
Mar-08	368.73	368.73
Apr-08	1,115.01	1,483.74
May-08	3,724.56	5,208.30
Jun-08	4,509.54	9,717.84
Jul-08	885.96	10,603.80
Aug-08	2,180.79	12,784.59
Sep-08	339.60	13,124.19
Oct-08	1,825.78	14,949.97
Nov-08	1,259.15	16,209.12
Dec-08	2,103.14	18,312.26
Jan-09	8,383.78	26,696.04
Feb-09	9,679.54	36,375.58
Mar-09	4,833.99	41,209.57
Apr-09	3,146.93	44,356.50
May-09	3,929.72	48,286.22
Jun-09	720.95	49,007.17
Jul-09	1,685.94	50,693.11
Aug-09	1,613.10	52,306.21
Sep-09	1,226.27	53,532.48
Oct-09	2,077.26	55,609.74
Nov-09	933.29	56,543.03
Dec-09	1,239.81	57,782.84
Jan-10	1,435.60	59,218.44
Feb-10	979.05	60,197.49
Mar-10	998.48	61,195.97
Apr-10	87.85	61,283.82
May-10	3,101.64	64,385.46
Jun-10	1,901.09	66,286.55
Jul-10	1,084.42	67,370.97
Aug-10	1,911.47	69,282.44
Sep-10	-	69,282.44
Oct-10	1,762.23	71,044.67
Nov-10	4,147.80	75,192.47
Dec-10	3,522.46	78,714.93
Jan-11	3,616.67	82,331.60
Feb-11	786.86	83,118.46
Mar-11	1,083.41	84,201.87
Apr-11	436.01	84,637.88
May-11	1,363.90	86,001.78
Jun-11	2,148.25	88,150.03
Jul-11	1,598.96	89,748.99
	89,748.99	



PT. PARAMITRA INTERNUSA PRATAMA

PROGRESS REPORT - Kebun Belian

Jenis Pekerjaan	Unit	Vol SPK	Realisasi	%
Parit 4 x 4 x 3	Mtr	42,050.00	8,684.98	20.65%



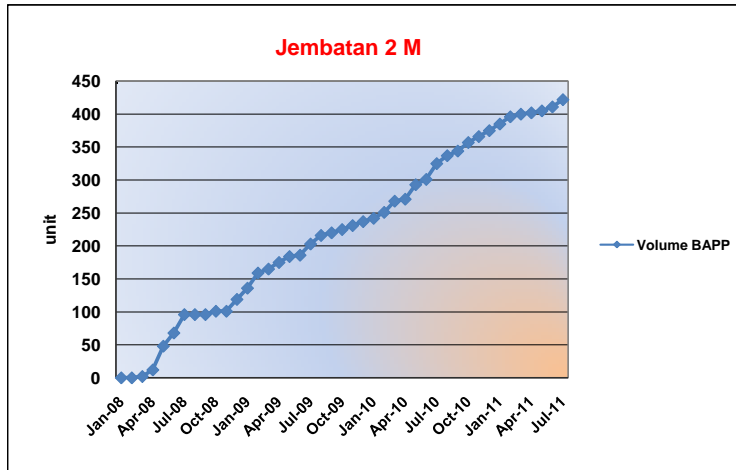
Bulan	Hasil per Bulan	Kumulatif
Jan-08	-	-
Feb-08	-	-
Mar-08	-	-
Apr-08	-	-
May-08	322.56	322.56
Jun-08	1,295.88	1,618.44
Jul-08	-	1,618.44
Aug-08	-	1,618.44
Sep-08	-	1,618.44
Oct-08	-	1,618.44
Nov-08	-	1,618.44
Dec-08	1,431.30	3,049.74
Jan-09	957.78	4,007.52
Feb-09	1,035.98	5,043.50
Mar-09	348.63	5,392.13
Apr-09	1,189.68	6,581.81
May-09	572.30	7,154.11
Jun-09	471.49	7,625.60
Jul-09	-	7,625.60
Aug-09	402.38	8,027.98
Sep-09	-	8,027.98
Oct-09	-	8,027.98
Nov-09	-	8,027.98
Dec-09	657.00	8,684.98
Jan-10	-	8,684.98
Feb-10	-	8,684.98
Mar-10	-	8,684.98
Apr-10	-	8,684.98
May-10	-	8,684.98
Jun-10	-	8,684.98
Jul-10	-	8,684.98
Aug-10	-	8,684.98
Sep-10	-	8,684.98
Oct-10	-	8,684.98
Nov-10	-	8,684.98
Dec-10	-	8,684.98
Jan-11	-	8,684.98
Feb-11	-	8,684.98
Mar-11	-	8,684.98
Apr-11	-	8,684.98
May-11	-	8,684.98
Jun-11	-	8,684.98
Jul-11	-	8,684.98
	8,684.98	



PT. PARAMITRA INTERNUSA PRATAMA

PROGRESS REPORT - Kebun Belian

Jenis Pekerjaan	Unit	Vol SPK	Realisasi	%
Jembatan 2 M	Unit	-	422.00	0.00%



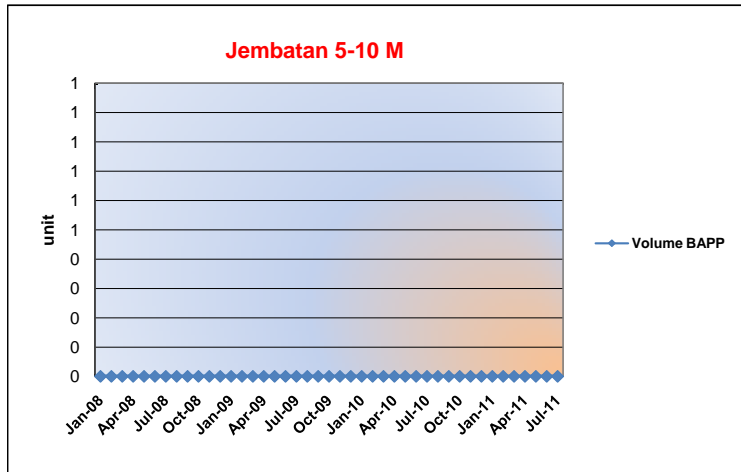
Bulan	Hasil per Bulan	Kumulatif
Jan-08	-	-
Feb-08	-	-
Mar-08	2.00	2.00
Apr-08	10.00	12.00
May-08	36.00	48.00
Jun-08	20.00	68.00
Jul-08	28.00	96.00
Aug-08	-	96.00
Sep-08	-	96.00
Oct-08	5.00	101.00
Nov-08	-	101.00
Dec-08	18.00	119.00
Jan-09	17.00	136.00
Feb-09	23.00	159.00
Mar-09	6.00	165.00
Apr-09	10.00	175.00
May-09	9.00	184.00
Jun-09	2.00	186.00
Jul-09	17.00	203.00
Aug-09	13.00	216.00
Sep-09	4.00	220.00
Oct-09	5.00	225.00
Nov-09	6.00	231.00
Dec-09	6.00	237.00
Jan-10	5.00	242.00
Feb-10	9.00	251.00
Mar-10	17.00	268.00
Apr-10	3.00	271.00
May-10	22.00	293.00
Jun-10	8.00	301.00
Jul-10	24.00	325.00
Aug-10	12.00	337.00
Sep-10	7.00	344.00
Oct-10	13.00	357.00
Nov-10	9.00	366.00
Dec-10	9.00	375.00
Jan-11	10.00	385.00
Feb-11	11.00	396.00
Mar-11	4.00	400.00
Apr-11	2.00	402.00
May-11	3.00	405.00
Jun-11	6.00	411.00
Jul-11	11.00	422.00
	422.00	



PT. PARAMITRA INTERNUSA PRATAMA

PROGRESS REPORT - Kebun Belian

Jenis Pekerjaan	Unit	Vol SPK	Realisasi	%
Jembatan 5-10 M	Unit	-	-	0.00%



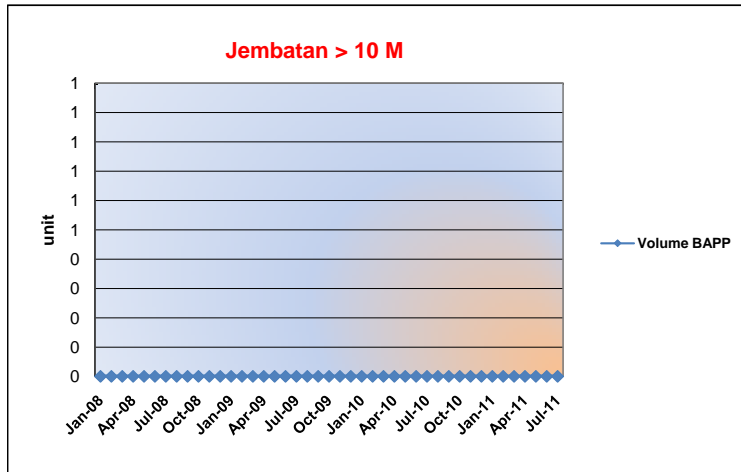
Bulan	Hasil per Bulan	Kumulatif
Jan-08	-	-
Feb-08	-	-
Mar-08	-	-
Apr-08	-	-
May-08	-	-
Jun-08	-	-
Jul-08	-	-
Aug-08	-	-
Sep-08	-	-
Oct-08	-	-
Nov-08	-	-
Dec-08	-	-
Jan-09	-	-
Feb-09	-	-
Mar-09	-	-
Apr-09	-	-
May-09	-	-
Jun-09	-	-
Jul-09	-	-
Aug-09	-	-
Sep-09	-	-
Oct-09	-	-
Nov-09	-	-
Dec-09	-	-
Jan-10	-	-
Feb-10	-	-
Mar-10	-	-
Apr-10	-	-
May-10	-	-
Jun-10	-	-
Jul-10	-	-
Aug-10	-	-
Sep-10	-	-
Oct-10	-	-
Nov-10	-	-
Dec-10	-	-
Jan-11	-	-
Feb-11	-	-
Mar-11	-	-
Apr-11	-	-
May-11	-	-
Jun-11	-	-
Jul-11	-	-
	-	-
	-	-



PT. PARAMITRA INTERNUSA PRATAMA

PROGRESS REPORT - Kebun Belian

Jenis Pekerjaan	Unit	Vol SPK	Realisasi	%
Jembatan > 10 M	Unit	-	-	0.00%



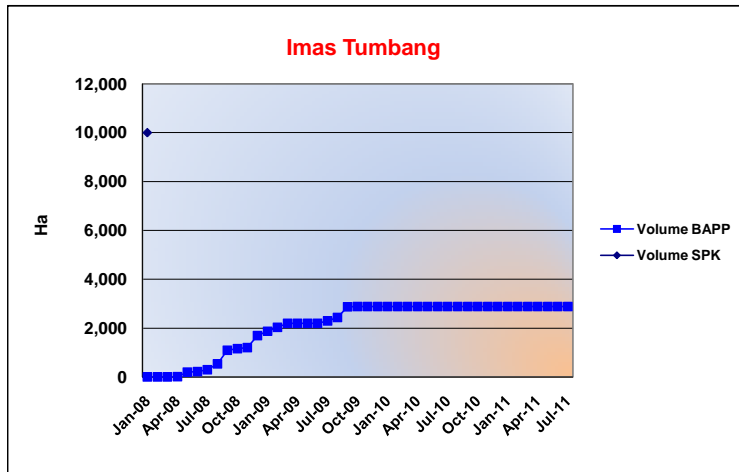
Bulan	Hasil per Bulan	Kumulatif
Jan-08	-	-
Feb-08	-	-
Mar-08	-	-
Apr-08	-	-
May-08	-	-
Jun-08	-	-
Jul-08	-	-
Aug-08	-	-
Sep-08	-	-
Oct-08	-	-
Nov-08	-	-
Dec-08	-	-
Jan-09	-	-
Feb-09	-	-
Mar-09	-	-
Apr-09	-	-
May-09	-	-
Jun-09	-	-
Jul-09	-	-
Aug-09	-	-
Sep-09	-	-
Oct-09	-	-
Nov-09	-	-
Dec-09	-	-
Jan-10	-	-
Feb-10	-	-
Mar-10	-	-
Apr-10	-	-
May-10	-	-
Jun-10	-	-
Jul-10	-	-
Aug-10	-	-
Sep-10	-	-
Oct-10	-	-
Nov-10	-	-
Dec-10	-	-
Jan-11	-	-
Feb-11	-	-
Mar-11	-	-
Apr-11	-	-
May-11	-	-
Jun-11	-	-
Jul-11	-	-
	-	-
	-	-



PT. PARAMITRA INTERNUSA PRATAMA

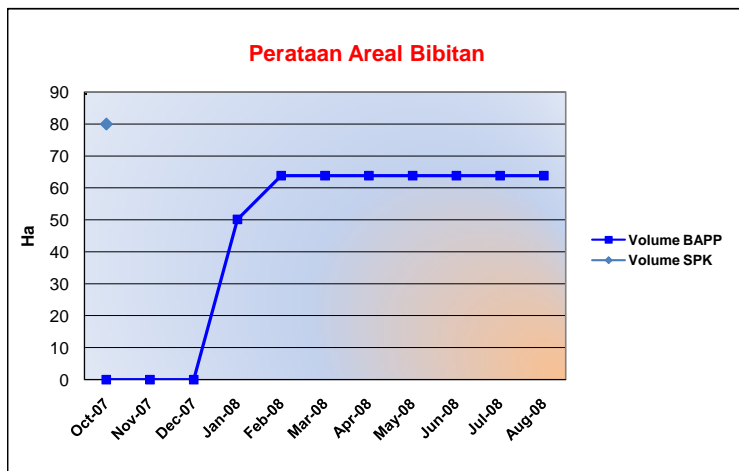
PROGRESS REPORT - Kebun Belian

Jenis Pekerjaan	Unit	Vol SPK	Realisasi	%
Imas/Tumbang	Ha	10,000.00	2,886.86	28.87%



Bulan	Hasil per Bulan	Kumulatif
Jan-08	-	-
Feb-08	-	-
Mar-08	-	-
Apr-08	11.69	11.69
May-08	185.09	196.78
Jun-08	20.36	217.14
Jul-08	82.97	300.11
Aug-08	230.78	530.89
Sep-08	567.01	1,097.90
Oct-08	58.29	1,156.19
Nov-08	46.11	1,202.30
Dec-08	491.48	1,693.78
Jan-09	181.75	1,875.53
Feb-09	161.96	2,037.49
Mar-09	160.53	2,198.02
Apr-09	-	2,198.02
May-09	-	2,198.02
Jun-09	-	2,198.02
Jul-09	102.83	2,300.85
Aug-09	137.81	2,438.66
Sep-09	437.31	2,875.97
Oct-09	7.80	2,883.77
Nov-09	3.09	2,886.86
Dec-09	-	2,886.86
Jan-10	-	2,886.86
Feb-10	-	2,886.86
Mar-10	-	2,886.86
Apr-10	-	2,886.86
May-10	-	2,886.86
Jun-10	-	2,886.86
Jul-10	-	2,886.86
Aug-10	-	2,886.86
Sep-10	-	2,886.86
Oct-10	-	2,886.86
Nov-10	-	2,886.86
Dec-10	-	2,886.86
Jan-11	-	2,886.86
Feb-11	-	2,886.86
Mar-11	-	2,886.86
Apr-11	-	2,886.86
May-11	-	2,886.86
Jun-11	-	2,886.86
Jul-11	-	2,886.86
	2,886.86	

Jenis Pekerjaan	Unit	Vol SPK	Realisasi	%
Perataan Tapak Bibitan	Ha	80	63.82	79.78%



Bulan	Hasil per Bulan	Kumulatif
Oct-07	-	-
Nov-07	-	-
Dec-07	-	-
Jan-08	50.13	50.13
Feb-08	13.69	63.82
Mar-08	-	63.82
Apr-08	-	63.82
May-08	-	63.82
Jun-08	-	63.82
Jul-08	-	63.82
Aug-08	-	63.82
	63.82	