



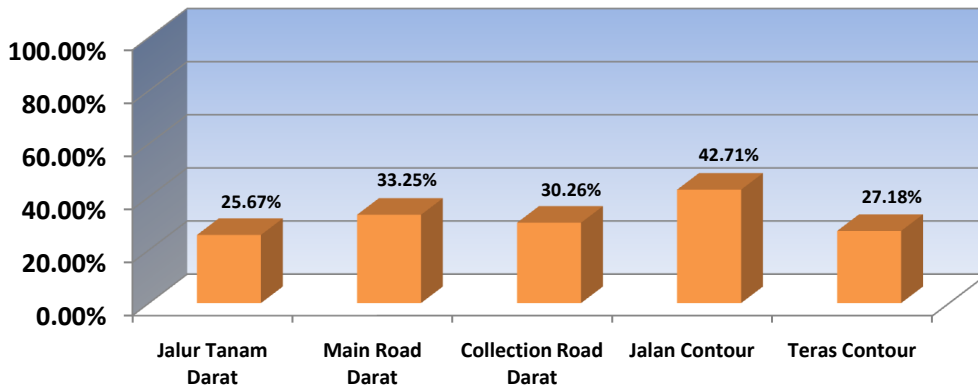
**PROGRESS REPORT - Kebun Belian**

KONTRAK NO :

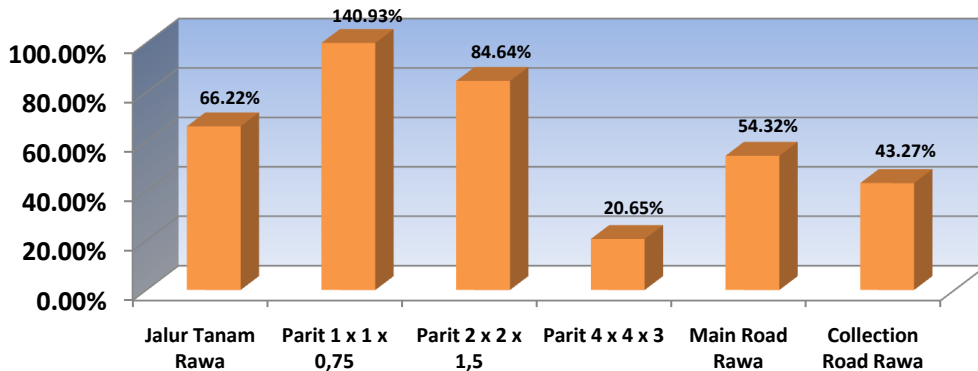
1. SPK No. BLNE/JKTO/11/07/029 - Jalur Tanam, BPRT, & PJLN
2. SPK No. BLNE/JKTO/11/07/031 - SWAB
3. SPK No. BLNE/JKTO/11/07/028 - Imas Tumbang
4. SPK No. BLNE/JKTO/11/07/030 - Penyiapan Lahan Bibitan

| Jenis Pekerjaan        | Unit  | Vol SPK<br>20 Nop '07<br>s.d<br>01 April '11 | Realisasi                      |                    |                        | %       |
|------------------------|-------|--|--------------------------------|--------------------|------------------------|---------|
|                        |       |  | AKUMULASI<br>s.d<br>BULAN LALU | BAPP April<br>2011 | s.d BAPP<br>April 2011 |         |
| <b>Bulldozer</b>       |       |  |                                |                    |                        |         |
| Jalur Tanam Darat      | Ha    | 8,100.00                                     | 2,056.49                       | 22.47              | 2,078.96               | 25.67%  |
| Main Road Darat        | Meter | 66,402.00                                    | 22,079.65                      | -                  | 22,079.65              | 33.25%  |
| Collection Road Darat  | Meter | 218,085.00                                   | 65,083.83                      | 906.41             | 65,990.24              | 30.26%  |
| Jalan Contour          | Meter | 111,300.00                                   | 47,538.85                      | -                  | 47,538.85              | 42.71%  |
| Teras Contour          | Meter | 1,605,600.00                                 | 430,484.00                     | 5,896.61           | 436,380.61             | 27.18%  |
| Sewa Bulldozer         | HM    | -  | 14,920.70                      | 1,183.50           | 16,104.20              |         |
| <b>Excavator</b>       |       |  |                                |                    |                        |         |
| Jalur Tanam Rawa       | Ha    | 1,900.00                                     | 1,238.95                       | 19.26              | 1,258.21               | 66.22%  |
| Parit 1 x 1 x 0,75     | Meter | 184,100.00                                   | 257,802.85                     | 1,653.27           | 259,456.12             | 140.93% |
| Parit 2 x 2 x 1,5      | Meter | 100,000.00                                   | 84,201.87                      | 436.01             | 84,637.88              | 84.64%  |
| Parit 4 x 4 x 3        | Meter | 42,050.00                                    | 8,684.98                       | -                  | 8,684.98               | 20.65%  |
| Main Road Rawa         | Meter | 19,380.00                                    | 10,122.19                      | 405.37             | 10,527.56              | 54.32%  |
| Collection Road Rawa   | Meter | 63,650.00                                    | 27,539.09                      | -                  | 27,539.09              | 43.27%  |
| Gorong-gorong          | Unit  | -  | 173.00                         | 2.00               | 175.00                 |         |
| Jembatan 2 M           | Unit  | -  | 400.00                         | 2.00               | 402.00                 |         |
| Jembatan 4 M           | Unit  | -  | 55.00                          | 2.00               | 57.00                  |         |
| Jembatan 5-10 M        | Unit  | -  | -                              | -                  | -                      |         |
| Jembatan > 10 M        | Unit  | -  | -                              | -                  | -                      |         |
| Sewa Excavator         | HM    | -  | 21,983.40                      | 1,610.09           | 23,593.49              |         |
| Imas/Tumbang           | Ha    | 10,000.00                                    | 2,886.86                       | -                  | 2,886.86               | 28.87%  |
| Perataan Tapak Bibitan | Ha    | 80.00  | 63.82                          | -                  | 63.82                  | 79.78%  |

**Pekerjaan Bulldozer**



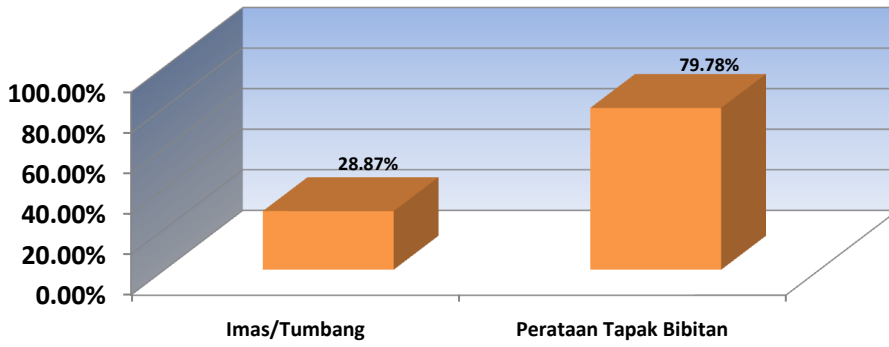
**Pekerjaan Excavator**





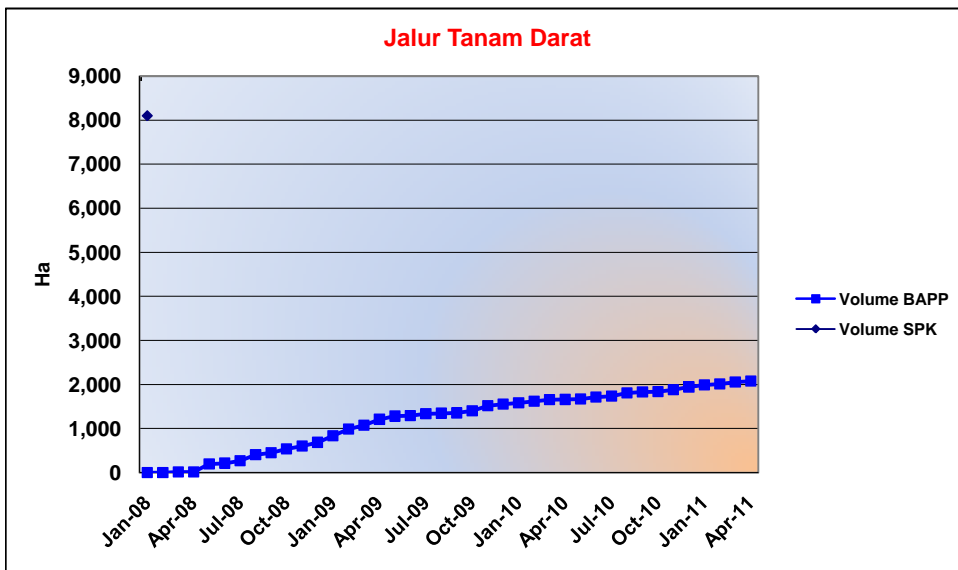
**PROGRESS REPORT - Kebun Belian**

**Imas Tumbang - Perataan Tapak Bibitan**



**Chart & Detail Per Month**

| Jenis Pekerjaan   | Unit | Vol SPK  | Realisasi | %      |
|-------------------|------|----------|-----------|--------|
| Jalur Tanam Darat | Ha   | 8,100.00 | 2,078.96  | 25.67% |



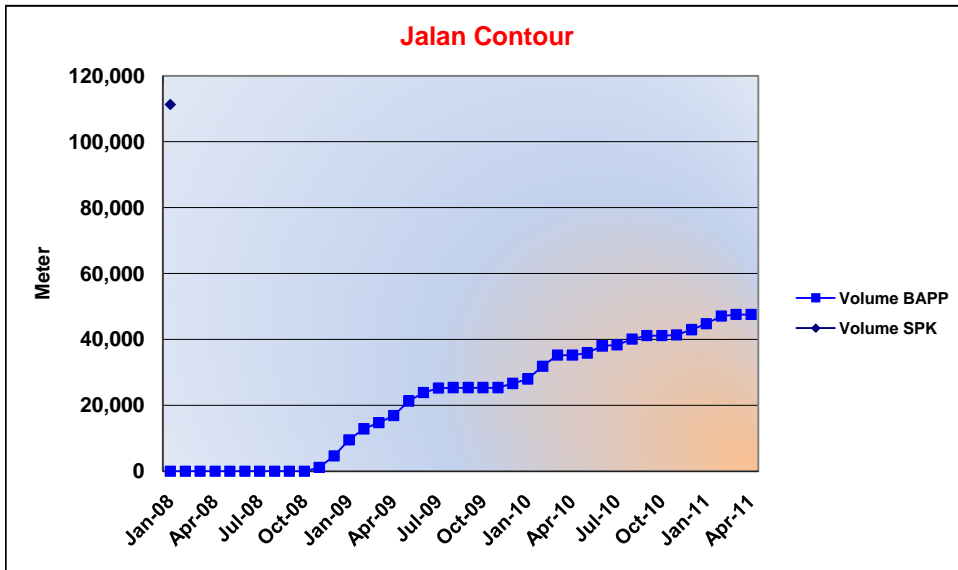
| Bulan  | Hasil per Bulan | Kumulatif |
|--------|-----------------|-----------|
| Jan-08 | -               | -         |
| Feb-08 | -               | -         |
| Mar-08 | 11.69           | 11.69     |
| Apr-08 | -               | 11.69     |
| May-08 | 182.38          | 194.07    |
| Jun-08 | 20.36           | 214.43    |
| Jul-08 | 56.82           | 271.25    |
| Aug-08 | 133.78          | 405.03    |
| Sep-08 | 46.39           | 451.42    |
| Oct-08 | 83.50           | 534.92    |
| Nov-08 | 65.97           | 600.89    |
| Dec-08 | 85.35           | 686.24    |
| Jan-09 | 149.41          | 835.65    |
| Feb-09 | 155.66          | 991.31    |
| Mar-09 | 84.61           | 1,075.92  |
| Apr-09 | 133.97          | 1,209.89  |
| May-09 | 73.52           | 1,283.41  |
| Jun-09 | 10.05           | 1,293.46  |
| Jul-09 | 43.33           | 1,336.79  |
| Aug-09 | 11.50           | 1,348.29  |
| Sep-09 | 7.64            | 1,355.93  |
| Oct-09 | 46.81           | 1,402.74  |
| Nov-09 | 119.42          | 1,522.16  |
| Dec-09 | 31.02           | 1,553.18  |
| Jan-10 | 34.00           | 1,587.18  |
| Feb-10 | 35.84           | 1,623.02  |
| Mar-10 | 36.70           | 1,659.72  |
| Apr-10 | 1.56            | 1,661.28  |
| May-10 | 11.98           | 1,673.26  |
| Jun-10 | 40.61           | 1,713.87  |
| Jul-10 | 21.49           | 1,735.36  |
| Aug-10 | 75.59           | 1,810.95  |
| Sep-10 | 20.62           | 1,831.57  |
| Oct-10 | 9.57            | 1,841.14  |
| Nov-10 | 42.22           | 1,883.36  |
| Dec-10 | 62.19           | 1,945.55  |
| Jan-11 | 47.31           | 1,992.86  |
| Feb-11 | 23.60           | 2,016.46  |
| Mar-11 | 40.03           | 2,056.49  |
| Apr-11 | 22.47           | 2,078.96  |
|        | <b>2,078.96</b> |           |





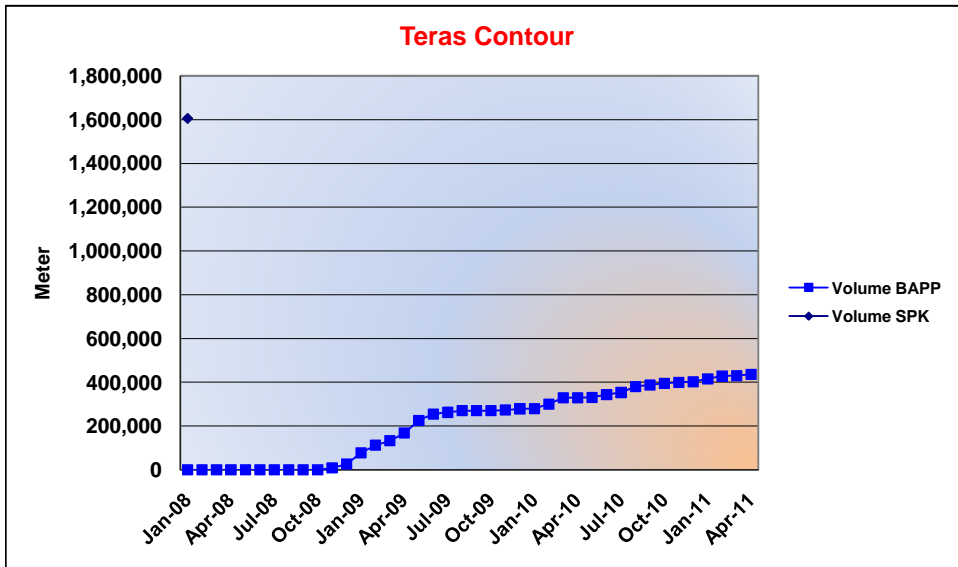
**PROGRESS REPORT - Kebun Belian**

| Jenis Pekerjaan | Unit  | Vol SPK    | Realisasi | %      |
|-----------------|-------|------------|-----------|--------|
| Jalan Contour   | Meter | 111,300.00 | 47,538.85 | 42.71% |



| Bulan  | Hasil per Bulan  | Kumulatif |
|--------|------------------|-----------|
| Jan-08 | -                | -         |
| Feb-08 | -                | -         |
| Mar-08 | -                | -         |
| Apr-08 | -                | -         |
| May-08 | -                | -         |
| Jun-08 | -                | -         |
| Jul-08 | -                | -         |
| Aug-08 | -                | -         |
| Sep-08 | -                | -         |
| Oct-08 | -                | -         |
| Nov-08 | 1,188.82         | 1,188.82  |
| Dec-08 | 3,468.37         | 4,657.19  |
| Jan-09 | 4,827.82         | 9,485.01  |
| Feb-09 | 3,370.95         | 12,855.96 |
| Mar-09 | 1,914.82         | 14,770.78 |
| Apr-09 | 2,134.15         | 16,904.93 |
| May-09 | 4,380.20         | 21,285.13 |
| Jun-09 | 2,548.39         | 23,833.52 |
| Jul-09 | 1,366.92         | 25,200.44 |
| Aug-09 | 160.25           | 25,360.69 |
| Sep-09 | -                | 25,360.69 |
| Oct-09 | -                | 25,360.69 |
| Nov-09 | -                | 25,360.69 |
| Dec-09 | 1,272.64         | 26,633.33 |
| Jan-10 | 1,351.30         | 27,984.63 |
| Feb-10 | 3,818.23         | 31,802.86 |
| Mar-10 | 3,444.63         | 35,247.49 |
| Apr-10 | -                | 35,247.49 |
| May-10 | 610.89           | 35,858.38 |
| Jun-10 | 2,140.68         | 37,999.06 |
| Jul-10 | 295.30           | 38,294.36 |
| Aug-10 | 1,794.58         | 40,088.94 |
| Sep-10 | 1,040.33         | 41,129.27 |
| Oct-10 | -                | 41,129.27 |
| Nov-10 | 204.89           | 41,334.16 |
| Dec-10 | 1,605.64         | 42,939.80 |
| Jan-11 | 1,815.73         | 44,755.53 |
| Feb-11 | 2,297.97         | 47,053.50 |
| Mar-11 | 485.35           | 47,538.85 |
| Apr-11 | -                | 47,538.85 |
|        |                  |           |
|        |                  |           |
|        | <b>47,538.85</b> |           |

| Jenis Pekerjaan | Unit  | Vol SPK      | Realisasi  | %      |
|-----------------|-------|--------------|------------|--------|
| Teras Contour   | Meter | 1,605,600.00 | 436,380.61 | 27.18% |

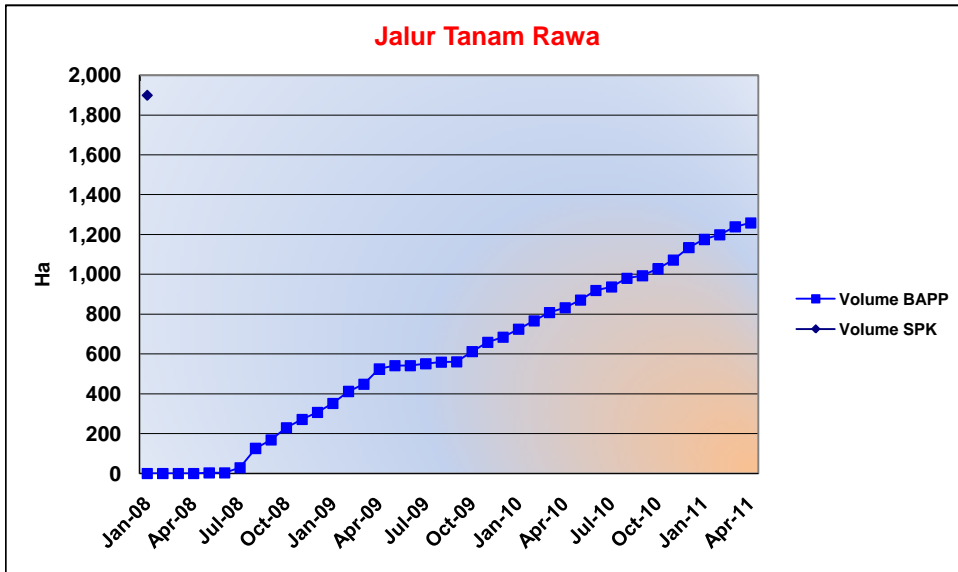


| Bulan  | Hasil per Bulan   | Kumulatif  |
|--------|-------------------|------------|
| Jan-08 | -                 | -          |
| Feb-08 | -                 | -          |
| Mar-08 | -                 | -          |
| Apr-08 | -                 | -          |
| May-08 | -                 | -          |
| Jun-08 | -                 | -          |
| Jul-08 | -                 | -          |
| Aug-08 | -                 | -          |
| Sep-08 | -                 | -          |
| Oct-08 | -                 | -          |
| Nov-08 | 8,663.80          | 8,663.80   |
| Dec-08 | 17,689.12         | 26,352.92  |
| Jan-09 | 51,226.12         | 77,579.04  |
| Feb-09 | 35,083.11         | 112,662.15 |
| Mar-09 | 20,609.21         | 133,271.36 |
| Apr-09 | 34,567.68         | 167,839.04 |
| May-09 | 58,117.74         | 225,956.78 |
| Jun-09 | 29,013.95         | 254,970.73 |
| Jul-09 | 8,016.31          | 262,987.04 |
| Aug-09 | 7,557.85          | 270,544.89 |
| Sep-09 | -                 | 270,544.89 |
| Oct-09 | -                 | 270,544.89 |
| Nov-09 | 2,749.08          | 273,293.97 |
| Dec-09 | 5,612.72          | 278,906.69 |
| Jan-10 | 807.31            | 279,714.00 |
| Feb-10 | 20,223.53         | 299,937.53 |
| Mar-10 | 30,145.80         | 330,083.33 |
| Apr-10 | -                 | 330,083.33 |
| May-10 | 1,112.45          | 331,195.78 |
| Jun-10 | 13,416.41         | 344,612.19 |
| Jul-10 | 9,092.81          | 353,705.00 |
| Aug-10 | 26,533.50         | 380,238.50 |
| Sep-10 | 7,900.57          | 388,139.07 |
| Oct-10 | 7,440.87          | 395,579.94 |
| Nov-10 | 4,741.10          | 400,321.04 |
| Dec-10 | 2,948.97          | 403,270.01 |
| Jan-11 | 12,223.72         | 415,493.73 |
| Feb-11 | 12,876.44         | 428,370.17 |
| Mar-11 | 2,113.83          | 430,484.00 |
| Apr-11 | 5,896.61          | 436,380.61 |
|        |                   |            |
|        |                   |            |
|        | <b>436,380.61</b> |            |



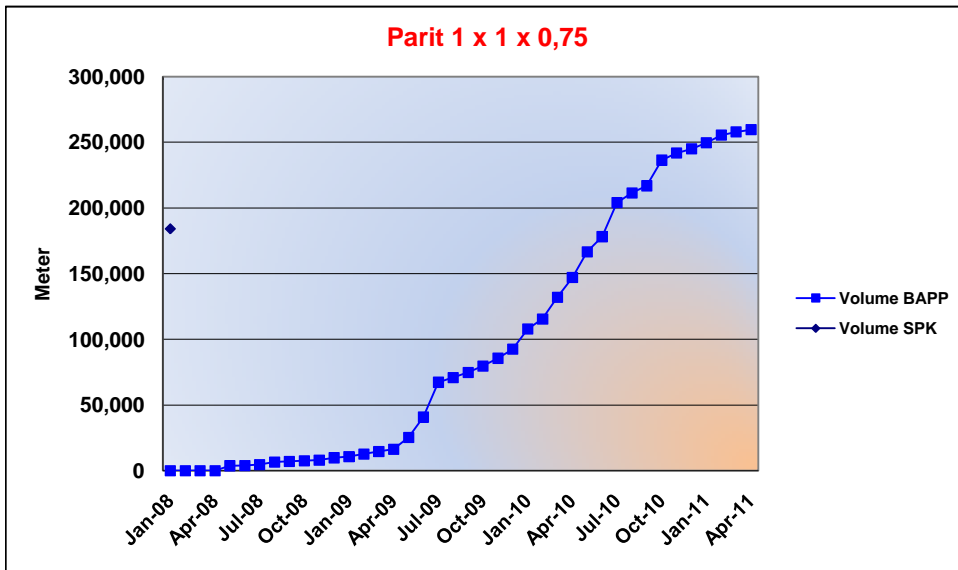
**PROGRESS REPORT - Kebun Belian**

| Jenis Pekerjaan  | Unit | Vol SPK  | Realisasi | %      |
|------------------|------|----------|-----------|--------|
| Jalur Tanam Rawa | Ha   | 1,900.00 | 1,258.21  | 66.22% |



| Bulan  | Hasil per Bulan | Kumulatif |
|--------|-----------------|-----------|
| Jan-08 | -               | -         |
| Feb-08 | -               | -         |
| Mar-08 | -               | -         |
| Apr-08 | -               | -         |
| May-08 | 2.71            | 2.71      |
| Jun-08 | -               | 2.71      |
| Jul-08 | 26.15           | 28.86     |
| Aug-08 | 97.00           | 125.86    |
| Sep-08 | 43.25           | 169.11    |
| Oct-08 | 60.40           | 229.51    |
| Nov-08 | 42.19           | 271.70    |
| Dec-08 | 35.13           | 306.83    |
| Jan-09 | 45.33           | 352.16    |
| Feb-09 | 59.86           | 412.02    |
| Mar-09 | 35.75           | 447.77    |
| Apr-09 | 76.94           | 524.71    |
| May-09 | 16.64           | 541.35    |
| Jun-09 | -               | 541.35    |
| Jul-09 | 9.73            | 551.08    |
| Aug-09 | 7.98            | 559.06    |
| Sep-09 | 1.98            | 561.04    |
| Oct-09 | 50.96           | 612.00    |
| Nov-09 | 46.76           | 658.76    |
| Dec-09 | 26.19           | 684.95    |
| Jan-10 | 39.99           | 724.94    |
| Feb-10 | 41.88           | 766.82    |
| Mar-10 | 41.69           | 808.51    |
| Apr-10 | 23.83           | 832.34    |
| May-10 | 39.07           | 871.41    |
| Jun-10 | 48.00           | 919.41    |
| Jul-10 | 17.96           | 937.37    |
| Aug-10 | 43.28           | 980.65    |
| Sep-10 | 13.01           | 993.66    |
| Oct-10 | 34.13           | 1,027.79  |
| Nov-10 | 43.91           | 1,071.70  |
| Dec-10 | 62.69           | 1,134.39  |
| Jan-11 | 41.34           | 1,175.73  |
| Feb-11 | 23.56           | 1,199.29  |
| Mar-11 | 39.66           | 1,238.95  |
| Apr-11 | 19.26           | 1,258.21  |
|        |                 |           |
|        | <b>1,258.21</b> |           |

| Jenis Pekerjaan    | Unit  | Vol SPK    | Realisasi  | %       |
|--------------------|-------|------------|------------|---------|
| Parit 1 x 1 x 0,75 | Meter | 184,100.00 | 259,456.12 | 140.93% |

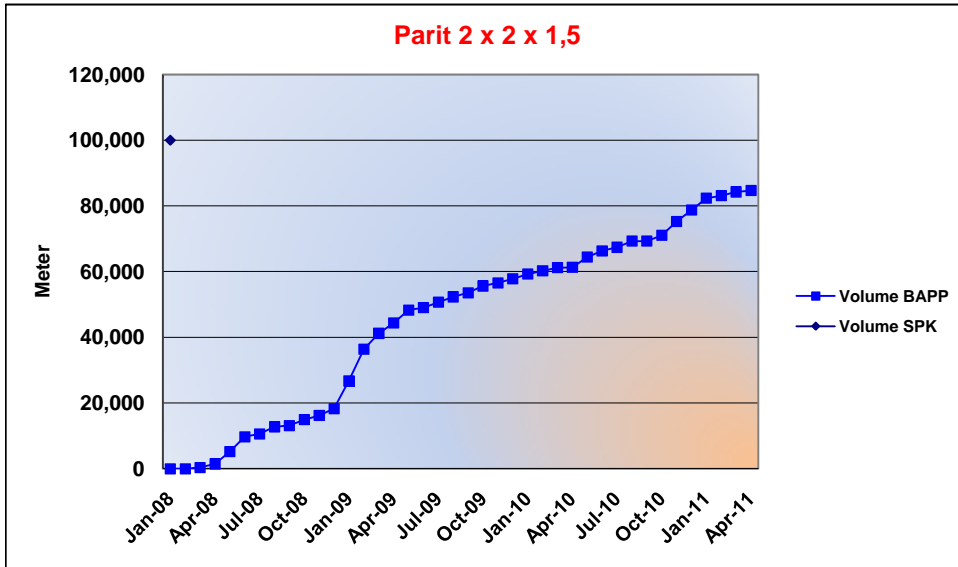


| Bulan  | Hasil per Bulan   | Kumulatif  |
|--------|-------------------|------------|
| Jan-08 | -                 | -          |
| Feb-08 | -                 | -          |
| Mar-08 | -                 | -          |
| Apr-08 | -                 | -          |
| May-08 | 3,720.90          | 3,720.90   |
| Jun-08 | 115.06            | 3,835.96   |
| Jul-08 | 829.95            | 4,665.91   |
| Aug-08 | 1,811.78          | 6,477.69   |
| Sep-08 | 511.91            | 6,989.60   |
| Oct-08 | 591.33            | 7,580.93   |
| Nov-08 | 370.00            | 7,950.93   |
| Dec-08 | 1,890.14          | 9,841.07   |
| Jan-09 | 815.75            | 10,656.82  |
| Feb-09 | 1,994.97          | 12,651.79  |
| Mar-09 | 1,865.49          | 14,517.28  |
| Apr-09 | 1,792.59          | 16,309.87  |
| May-09 | 9,049.26          | 25,359.13  |
| Jun-09 | 15,410.66         | 40,769.79  |
| Jul-09 | 26,500.42         | 67,270.21  |
| Aug-09 | 3,508.42          | 70,778.63  |
| Sep-09 | 3,914.35          | 74,692.98  |
| Oct-09 | 4,933.36          | 79,626.34  |
| Nov-09 | 5,930.75          | 85,557.09  |
| Dec-09 | 6,858.13          | 92,415.22  |
| Jan-10 | 15,371.24         | 107,786.46 |
| Feb-10 | 7,641.38          | 115,427.84 |
| Mar-10 | 16,508.25         | 131,936.09 |
| Apr-10 | 15,007.75         | 146,943.84 |
| May-10 | 19,621.44         | 166,565.28 |
| Jun-10 | 11,475.87         | 178,041.15 |
| Jul-10 | 25,891.28         | 203,932.43 |
| Aug-10 | 7,414.89          | 211,347.32 |
| Sep-10 | 5,399.62          | 216,746.94 |
| Oct-10 | 19,481.36         | 236,228.30 |
| Nov-10 | 5,416.82          | 241,645.12 |
| Dec-10 | 3,235.80          | 244,880.92 |
| Jan-11 | 4,534.57          | 249,415.49 |
| Feb-11 | 5,859.50          | 255,274.99 |
| Mar-11 | 2,527.86          | 257,802.85 |
| Apr-11 | 1,653.27          | 259,456.12 |
|        |                   |            |
|        | <b>259,456.12</b> |            |



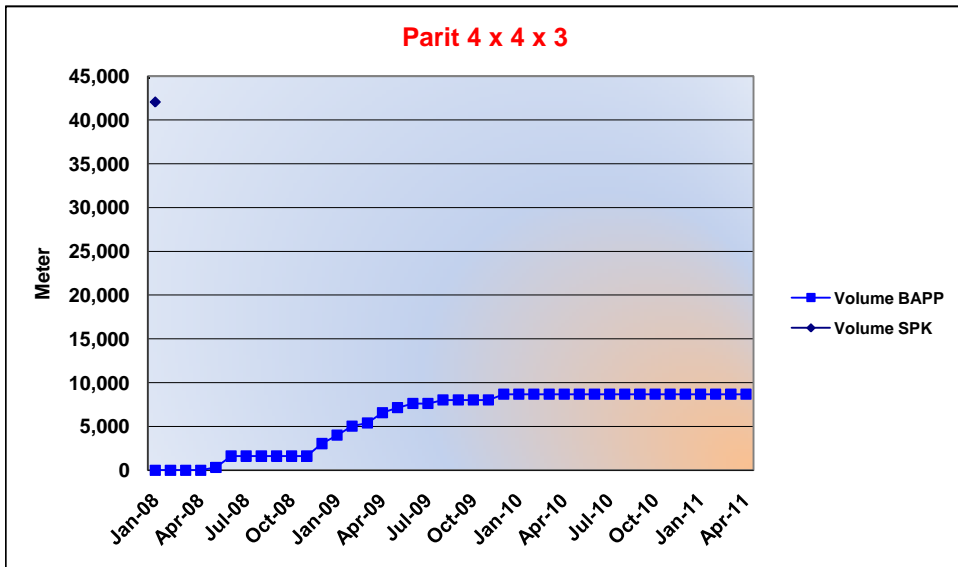
**PROGRESS REPORT - Kebun Belian**

| Jenis Pekerjaan   | Unit  | Vol SPK    | Realisasi | %      |
|-------------------|-------|------------|-----------|--------|
| Parit 2 x 2 x 1,5 | Meter | 100,000.00 | 84,637.88 | 84.64% |



| Bulan  | Hasil per Bulan  | Kumulatif |
|--------|------------------|-----------|
| Jan-08 | -                | -         |
| Feb-08 | -                | -         |
| Mar-08 | 368.73           | 368.73    |
| Apr-08 | 1,115.01         | 1,483.74  |
| May-08 | 3,724.56         | 5,208.30  |
| Jun-08 | 4,509.54         | 9,717.84  |
| Jul-08 | 885.96           | 10,603.80 |
| Aug-08 | 2,180.79         | 12,784.59 |
| Sep-08 | 339.60           | 13,124.19 |
| Oct-08 | 1,825.78         | 14,949.97 |
| Nov-08 | 1,259.15         | 16,209.12 |
| Dec-08 | 2,103.14         | 18,312.26 |
| Jan-09 | 8,383.78         | 26,696.04 |
| Feb-09 | 9,679.54         | 36,375.58 |
| Mar-09 | 4,833.99         | 41,209.57 |
| Apr-09 | 3,146.93         | 44,356.50 |
| May-09 | 3,929.72         | 48,286.22 |
| Jun-09 | 720.95           | 49,007.17 |
| Jul-09 | 1,685.94         | 50,693.11 |
| Aug-09 | 1,613.10         | 52,306.21 |
| Sep-09 | 1,226.27         | 53,532.48 |
| Oct-09 | 2,077.26         | 55,609.74 |
| Nov-09 | 933.29           | 56,543.03 |
| Dec-09 | 1,239.81         | 57,782.84 |
| Jan-10 | 1,435.60         | 59,218.44 |
| Feb-10 | 979.05           | 60,197.49 |
| Mar-10 | 998.48           | 61,195.97 |
| Apr-10 | 87.85            | 61,283.82 |
| May-10 | 3,101.64         | 64,385.46 |
| Jun-10 | 1,901.09         | 66,286.55 |
| Jul-10 | 1,084.42         | 67,370.97 |
| Aug-10 | 1,911.47         | 69,282.44 |
| Sep-10 | -                | 69,282.44 |
| Oct-10 | 1,762.23         | 71,044.67 |
| Nov-10 | 4,147.80         | 75,192.47 |
| Dec-10 | 3,522.46         | 78,714.93 |
| Jan-11 | 3,616.67         | 82,331.60 |
| Feb-11 | 786.86           | 83,118.46 |
| Mar-11 | 1,083.41         | 84,201.87 |
| Apr-11 | 436.01           | 84,637.88 |
|        | <b>84,637.88</b> |           |

| Jenis Pekerjaan | Unit  | Vol SPK   | Realisasi | %      |
|-----------------|-------|-----------|-----------|--------|
| Parit 4 x 4 x 3 | Meter | 42,050.00 | 8,684.98  | 20.65% |

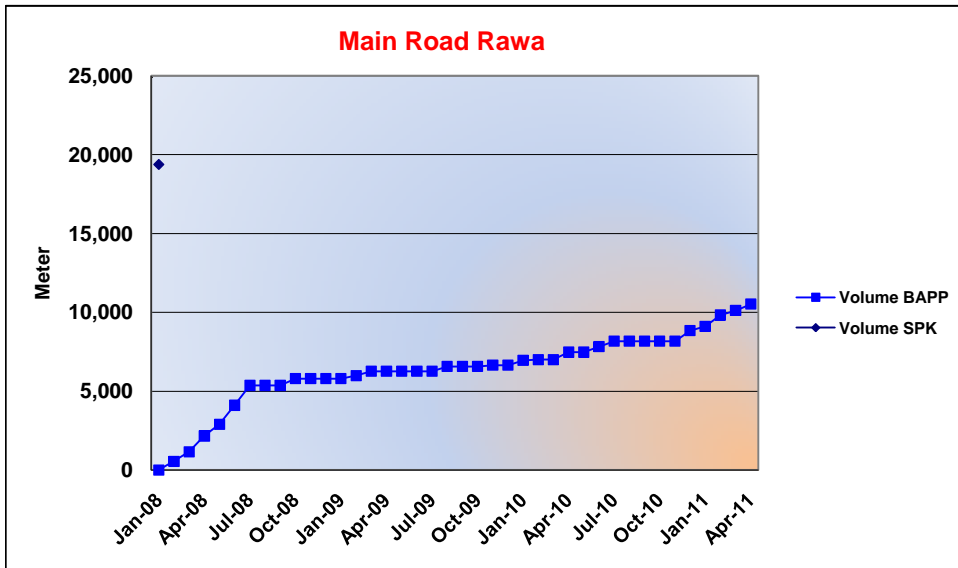


| Bulan  | Hasil per Bulan | Kumulatif |
|--------|-----------------|-----------|
| Jan-08 | -               | -         |
| Feb-08 | -               | -         |
| Mar-08 | -               | -         |
| Apr-08 | -               | -         |
| May-08 | 322.56          | 322.56    |
| Jun-08 | 1,295.88        | 1,618.44  |
| Jul-08 | -               | 1,618.44  |
| Aug-08 | -               | 1,618.44  |
| Sep-08 | -               | 1,618.44  |
| Oct-08 | -               | 1,618.44  |
| Nov-08 | -               | 1,618.44  |
| Dec-08 | 1,431.30        | 3,049.74  |
| Jan-09 | 957.78          | 4,007.52  |
| Feb-09 | 1,035.98        | 5,043.50  |
| Mar-09 | 348.63          | 5,392.13  |
| Apr-09 | 1,189.68        | 6,581.81  |
| May-09 | 572.30          | 7,154.11  |
| Jun-09 | 471.49          | 7,625.60  |
| Jul-09 | -               | 7,625.60  |
| Aug-09 | 402.38          | 8,027.98  |
| Sep-09 | -               | 8,027.98  |
| Oct-09 | -               | 8,027.98  |
| Nov-09 | -               | 8,027.98  |
| Dec-09 | 657.00          | 8,684.98  |
| Jan-10 | -               | 8,684.98  |
| Feb-10 | -               | 8,684.98  |
| Mar-10 | -               | 8,684.98  |
| Apr-10 | -               | 8,684.98  |
| May-10 | -               | 8,684.98  |
| Jun-10 | -               | 8,684.98  |
| Jul-10 | -               | 8,684.98  |
| Aug-10 | -               | 8,684.98  |
| Sep-10 | -               | 8,684.98  |
| Oct-10 | -               | 8,684.98  |
| Nov-10 | -               | 8,684.98  |
| Dec-10 | -               | 8,684.98  |
| Jan-11 | -               | 8,684.98  |
| Feb-11 | -               | 8,684.98  |
| Mar-11 | -               | 8,684.98  |
| Apr-11 | -               | 8,684.98  |
|        | <b>8,684.98</b> |           |



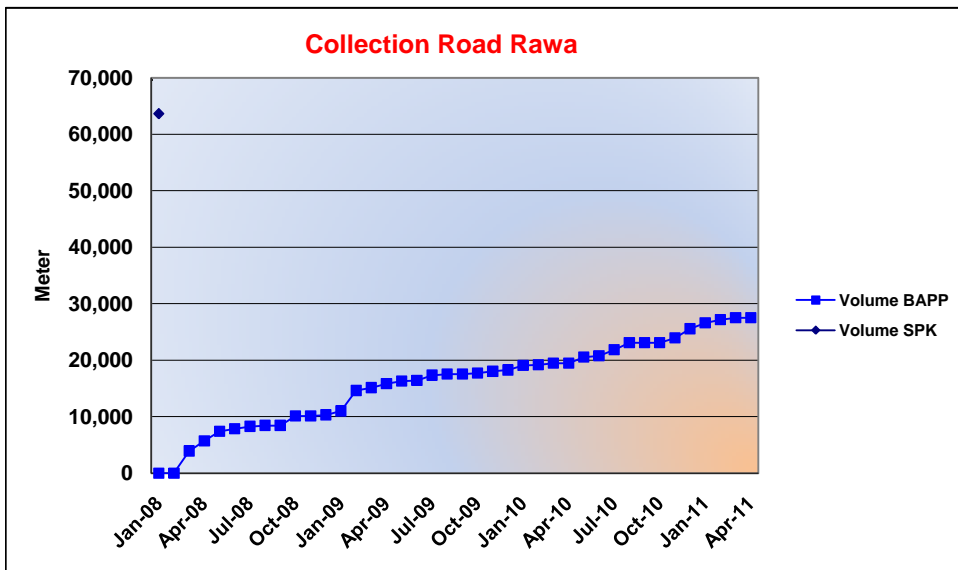
**PROGRESS REPORT - Kebun Belian**

| Jenis Pekerjaan | Unit  | Vol SPK   | Realisasi | %      |
|-----------------|-------|-----------|-----------|--------|
| Main Road Rawa  | Meter | 19,380.00 | 10,527.56 | 54.32% |



| Bulan  | Hasil per Bulan  | Kumulatif |
|--------|------------------|-----------|
| Jan-08 | -                | -         |
| Feb-08 | 546.93           | 546.93    |
| Mar-08 | 608.07           | 1,155.00  |
| Apr-08 | 1,002.42         | 2,157.42  |
| May-08 | 742.35           | 2,899.77  |
| Jun-08 | 1,208.89         | 4,108.66  |
| Jul-08 | 1,255.65         | 5,364.31  |
| Aug-08 | -                | 5,364.31  |
| Sep-08 | -                | 5,364.31  |
| Oct-08 | 436.85           | 5,801.16  |
| Nov-08 | -                | 5,801.16  |
| Dec-08 | -                | 5,801.16  |
| Jan-09 | -                | 5,801.16  |
| Feb-09 | 187.35           | 5,988.51  |
| Mar-09 | 281.21           | 6,269.72  |
| Apr-09 | -                | 6,269.72  |
| May-09 | -                | 6,269.72  |
| Jun-09 | -                | 6,269.72  |
| Jul-09 | -                | 6,269.72  |
| Aug-09 | 296.40           | 6,566.12  |
| Sep-09 | -                | 6,566.12  |
| Oct-09 | -                | 6,566.12  |
| Nov-09 | 86.46            | 6,652.58  |
| Dec-09 | -                | 6,652.58  |
| Jan-10 | 300.27           | 6,952.85  |
| Feb-10 | 49.99            | 7,002.84  |
| Mar-10 | -                | 7,002.84  |
| Apr-10 | 473.16           | 7,476.00  |
| May-10 | -                | 7,476.00  |
| Jun-10 | 355.27           | 7,831.27  |
| Jul-10 | 342.33           | 8,173.60  |
| Aug-10 | -                | 8,173.60  |
| Sep-10 | -                | 8,173.60  |
| Oct-10 | -                | 8,173.60  |
| Nov-10 | -                | 8,173.60  |
| Dec-10 | 665.18           | 8,838.78  |
| Jan-11 | 277.52           | 9,116.30  |
| Feb-11 | 711.94           | 9,828.24  |
| Mar-11 | 293.95           | 10,122.19 |
| Apr-11 | 405.37           | 10,527.56 |
|        |                  |           |
|        | <b>10,527.56</b> |           |

| Jenis Pekerjaan      | Unit  | Vol SPK   | Realisasi | %      |
|----------------------|-------|-----------|-----------|--------|
| Collection Road Rawa | Meter | 63,650.00 | 27,539.09 | 43.27% |

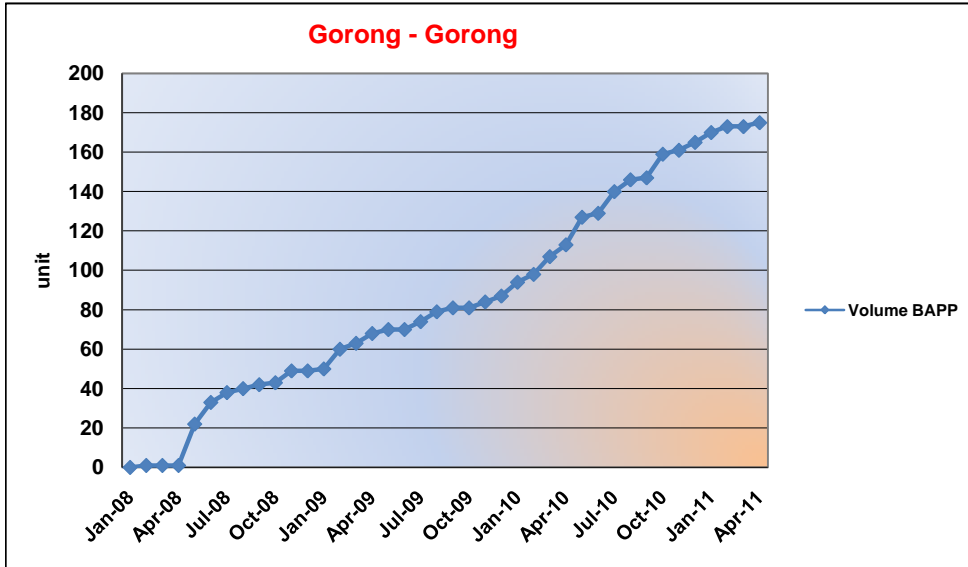


| Bulan  | Hasil per Bulan  | Kumulatif |
|--------|------------------|-----------|
| Jan-08 | -                | -         |
| Feb-08 | -                | -         |
| Mar-08 | 3,937.24         | 3,937.24  |
| Apr-08 | 1,773.94         | 5,711.18  |
| May-08 | 1,702.93         | 7,414.11  |
| Jun-08 | 440.74           | 7,854.85  |
| Jul-08 | 444.18           | 8,299.03  |
| Aug-08 | 170.54           | 8,469.57  |
| Sep-08 | -                | 8,469.57  |
| Oct-08 | 1,694.24         | 10,163.81 |
| Nov-08 | -                | 10,163.81 |
| Dec-08 | 177.26           | 10,341.07 |
| Jan-09 | 684.38           | 11,025.45 |
| Feb-09 | 3,623.69         | 14,649.14 |
| Mar-09 | 508.42           | 15,157.56 |
| Apr-09 | 700.99           | 15,858.55 |
| May-09 | 454.59           | 16,313.14 |
| Jun-09 | 117.87           | 16,431.01 |
| Jul-09 | 933.17           | 17,364.18 |
| Aug-09 | 206.53           | 17,570.71 |
| Sep-09 | -                | 17,570.71 |
| Oct-09 | 171.02           | 17,741.73 |
| Nov-09 | 308.84           | 18,050.57 |
| Dec-09 | 226.70           | 18,277.27 |
| Jan-10 | 835.35           | 19,112.62 |
| Feb-10 | 108.90           | 19,221.52 |
| Mar-10 | 260.10           | 19,481.62 |
| Apr-10 | -                | 19,481.62 |
| May-10 | 1,084.80         | 20,566.42 |
| Jun-10 | 224.32           | 20,790.74 |
| Jul-10 | 1,106.48         | 21,897.22 |
| Aug-10 | 1,211.52         | 23,108.74 |
| Sep-10 | -                | 23,108.74 |
| Oct-10 | -                | 23,108.74 |
| Nov-10 | 861.67           | 23,970.41 |
| Dec-10 | 1,620.16         | 25,590.57 |
| Jan-11 | 1,047.22         | 26,637.79 |
| Feb-11 | 577.18           | 27,214.97 |
| Mar-11 | 324.12           | 27,539.09 |
| Apr-11 | -                | 27,539.09 |
|        |                  |           |
|        | <b>27,539.09</b> |           |



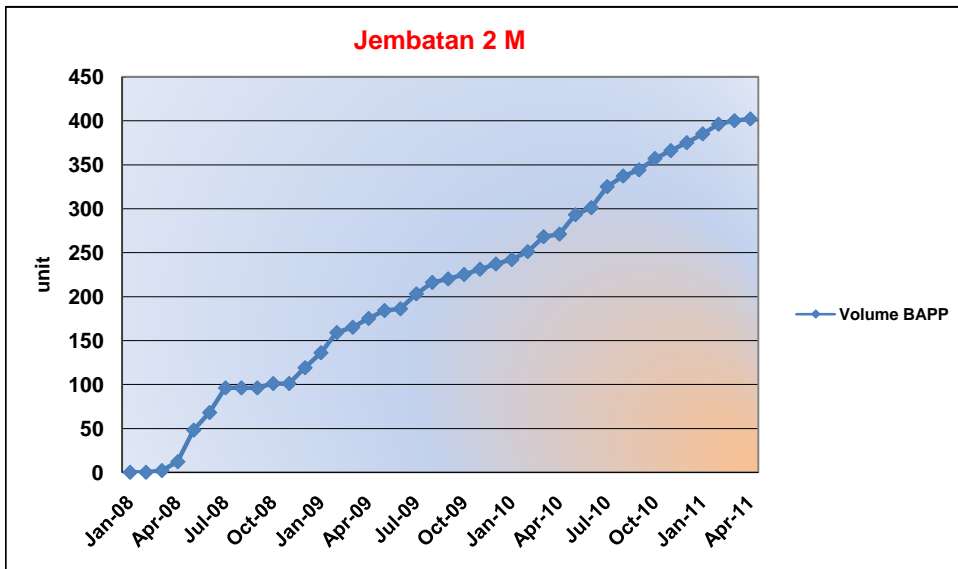
**PROGRESS REPORT - Kebun Belian**

| Jenis Pekerjaan | Unit | Vol SPK | Realisasi | %     |
|-----------------|------|---------|-----------|-------|
| Gorong-gorong   | Unit | -       | 175.00    | 0.00% |



| Bulan  | Hasil per Bulan | Kumulatif |
|--------|-----------------|-----------|
| Jan-08 | -               | -         |
| Feb-08 | 1.00            | 1.00      |
| Mar-08 | -               | 1.00      |
| Apr-08 | -               | 1.00      |
| May-08 | 21.00           | 22.00     |
| Jun-08 | 11.00           | 33.00     |
| Jul-08 | 5.00            | 38.00     |
| Aug-08 | 2.00            | 40.00     |
| Sep-08 | 2.00            | 42.00     |
| Oct-08 | 1.00            | 43.00     |
| Nov-08 | 6.00            | 49.00     |
| Dec-08 | -               | 49.00     |
| Jan-09 | 1.00            | 50.00     |
| Feb-09 | 10.00           | 60.00     |
| Mar-09 | 3.00            | 63.00     |
| Apr-09 | 5.00            | 68.00     |
| May-09 | 2.00            | 70.00     |
| Jun-09 | -               | 70.00     |
| Jul-09 | 4.00            | 74.00     |
| Aug-09 | 5.00            | 79.00     |
| Sep-09 | 2.00            | 81.00     |
| Oct-09 | -               | 81.00     |
| Nov-09 | 3.00            | 84.00     |
| Dec-09 | 3.00            | 87.00     |
| Jan-10 | 7.00            | 94.00     |
| Feb-10 | 4.00            | 98.00     |
| Mar-10 | 9.00            | 107.00    |
| Apr-10 | 6.00            | 113.00    |
| May-10 | 14.00           | 127.00    |
| Jun-10 | 2.00            | 129.00    |
| Jul-10 | 11.00           | 140.00    |
| Aug-10 | 6.00            | 146.00    |
| Sep-10 | 1.00            | 147.00    |
| Oct-10 | 12.00           | 159.00    |
| Nov-10 | 2.00            | 161.00    |
| Dec-10 | 4.00            | 165.00    |
| Jan-11 | 5.00            | 170.00    |
| Feb-11 | 3.00            | 173.00    |
| Mar-11 | -               | 173.00    |
| Apr-11 | 2.00            | 175.00    |
|        |                 |           |
|        | <b>175.00</b>   |           |

| Jenis Pekerjaan | Unit | Vol SPK | Realisasi | %     |
|-----------------|------|---------|-----------|-------|
| Jembatan 2 M    | Unit | -       | 402.00    | 0.00% |

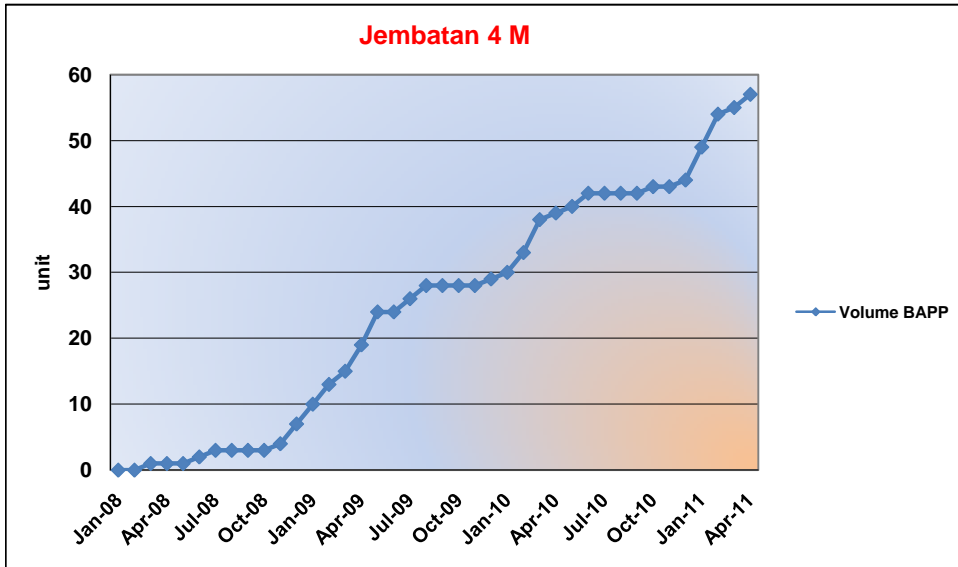


| Bulan  | Hasil per Bulan | Kumulatif |
|--------|-----------------|-----------|
| Jan-08 | -               | -         |
| Feb-08 | -               | -         |
| Mar-08 | 2.00            | 2.00      |
| Apr-08 | 10.00           | 12.00     |
| May-08 | 36.00           | 48.00     |
| Jun-08 | 20.00           | 68.00     |
| Jul-08 | 28.00           | 96.00     |
| Aug-08 | -               | 96.00     |
| Sep-08 | -               | 96.00     |
| Oct-08 | 5.00            | 101.00    |
| Nov-08 | -               | 101.00    |
| Dec-08 | 18.00           | 119.00    |
| Jan-09 | 17.00           | 136.00    |
| Feb-09 | 23.00           | 159.00    |
| Mar-09 | 6.00            | 165.00    |
| Apr-09 | 10.00           | 175.00    |
| May-09 | 9.00            | 184.00    |
| Jun-09 | 2.00            | 186.00    |
| Jul-09 | 17.00           | 203.00    |
| Aug-09 | 13.00           | 216.00    |
| Sep-09 | 4.00            | 220.00    |
| Oct-09 | 5.00            | 225.00    |
| Nov-09 | 6.00            | 231.00    |
| Dec-09 | 6.00            | 237.00    |
| Jan-10 | 5.00            | 242.00    |
| Feb-10 | 9.00            | 251.00    |
| Mar-10 | 17.00           | 268.00    |
| Apr-10 | 3.00            | 271.00    |
| May-10 | 22.00           | 293.00    |
| Jun-10 | 8.00            | 301.00    |
| Jul-10 | 24.00           | 325.00    |
| Aug-10 | 12.00           | 337.00    |
| Sep-10 | 7.00            | 344.00    |
| Oct-10 | 13.00           | 357.00    |
| Nov-10 | 9.00            | 366.00    |
| Dec-10 | 9.00            | 375.00    |
| Jan-11 | 10.00           | 385.00    |
| Feb-11 | 11.00           | 396.00    |
| Mar-11 | 4.00            | 400.00    |
| Apr-11 | 2.00            | 402.00    |
|        |                 |           |
|        | <b>402.00</b>   |           |



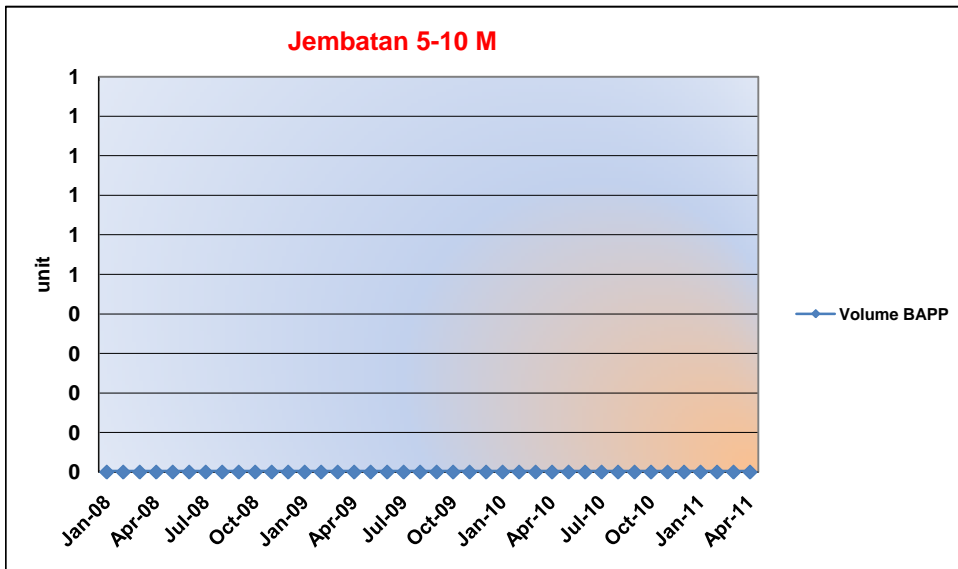
**PROGRESS REPORT - Kebun Belian**

| Jenis Pekerjaan | Unit | Vol SPK | Realisasi | %     |
|-----------------|------|---------|-----------|-------|
| Jembatan 4 M    | Unit | -       | 57.00     | 0.00% |



| Bulan  | Hasil per Bulan | Kumulatif |
|--------|-----------------|-----------|
| Jan-08 | -               | -         |
| Feb-08 | -               | -         |
| Mar-08 | 1.00            | 1.00      |
| Apr-08 | -               | 1.00      |
| May-08 | -               | 1.00      |
| Jun-08 | 1.00            | 2.00      |
| Jul-08 | 1.00            | 3.00      |
| Aug-08 | -               | 3.00      |
| Sep-08 | -               | 3.00      |
| Oct-08 | -               | 3.00      |
| Nov-08 | 1.00            | 4.00      |
| Dec-08 | 3.00            | 7.00      |
| Jan-09 | 3.00            | 10.00     |
| Feb-09 | 3.00            | 13.00     |
| Mar-09 | 2.00            | 15.00     |
| Apr-09 | 4.00            | 19.00     |
| May-09 | 5.00            | 24.00     |
| Jun-09 | -               | 24.00     |
| Jul-09 | 2.00            | 26.00     |
| Aug-09 | 2.00            | 28.00     |
| Sep-09 | -               | 28.00     |
| Oct-09 | -               | 28.00     |
| Nov-09 | -               | 28.00     |
| Dec-09 | 1.00            | 29.00     |
| Jan-10 | 1.00            | 30.00     |
| Feb-10 | 3.00            | 33.00     |
| Mar-10 | 5.00            | 38.00     |
| Apr-10 | 1.00            | 39.00     |
| May-10 | 1.00            | 40.00     |
| Jun-10 | 2.00            | 42.00     |
| Jul-10 | -               | 42.00     |
| Aug-10 | -               | 42.00     |
| Sep-10 | -               | 42.00     |
| Oct-10 | 1.00            | 43.00     |
| Nov-10 | -               | 43.00     |
| Dec-10 | 1.00            | 44.00     |
| Jan-11 | 5.00            | 49.00     |
| Feb-11 | 5.00            | 54.00     |
| Mar-11 | 1.00            | 55.00     |
| Apr-11 | 2.00            | 57.00     |
|        | <b>57.00</b>    |           |

| Jenis Pekerjaan | Unit | Vol SPK | Realisasi | %     |
|-----------------|------|---------|-----------|-------|
| Jembatan 5-10 M | Unit | -       | -         | 0.00% |

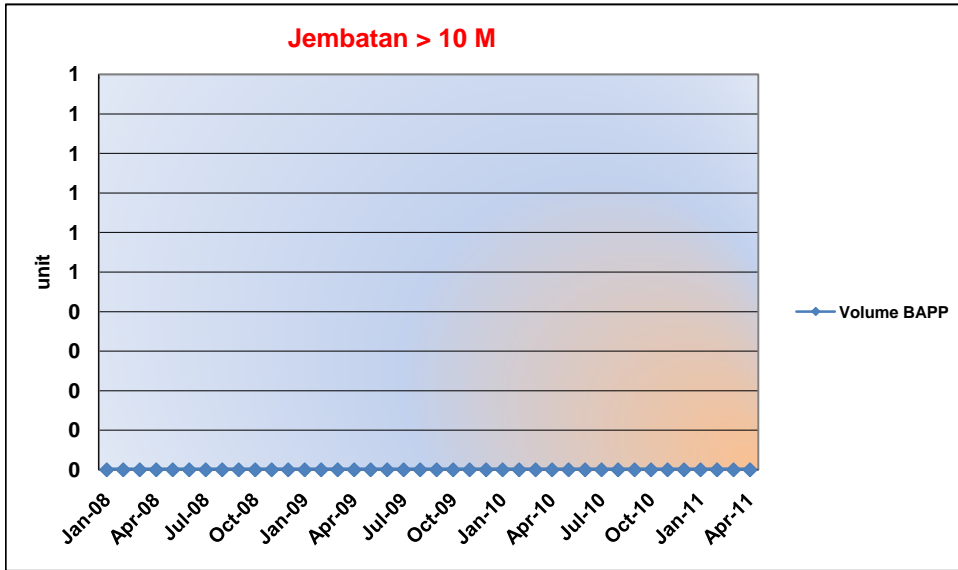


| Bulan  | Hasil per Bulan | Kumulatif |
|--------|-----------------|-----------|
| Jan-08 | -               | -         |
| Feb-08 | -               | -         |
| Mar-08 | -               | -         |
| Apr-08 | -               | -         |
| May-08 | -               | -         |
| Jun-08 | -               | -         |
| Jul-08 | -               | -         |
| Aug-08 | -               | -         |
| Sep-08 | -               | -         |
| Oct-08 | -               | -         |
| Nov-08 | -               | -         |
| Dec-08 | -               | -         |
| Jan-09 | -               | -         |
| Feb-09 | -               | -         |
| Mar-09 | -               | -         |
| Apr-09 | -               | -         |
| May-09 | -               | -         |
| Jun-09 | -               | -         |
| Jul-09 | -               | -         |
| Aug-09 | -               | -         |
| Sep-09 | -               | -         |
| Oct-09 | -               | -         |
| Nov-09 | -               | -         |
| Dec-09 | -               | -         |
| Jan-10 | -               | -         |
| Feb-10 | -               | -         |
| Mar-10 | -               | -         |
| Apr-10 | -               | -         |
| May-10 | -               | -         |
| Jun-10 | -               | -         |
| Jul-10 | -               | -         |
| Aug-10 | -               | -         |
| Sep-10 | -               | -         |
| Oct-10 | -               | -         |
| Nov-10 | -               | -         |
| Dec-10 | -               | -         |
| Jan-11 | -               | -         |
| Feb-11 | -               | -         |
| Mar-11 | -               | -         |
| Apr-11 | -               | -         |
|        | -               | -         |



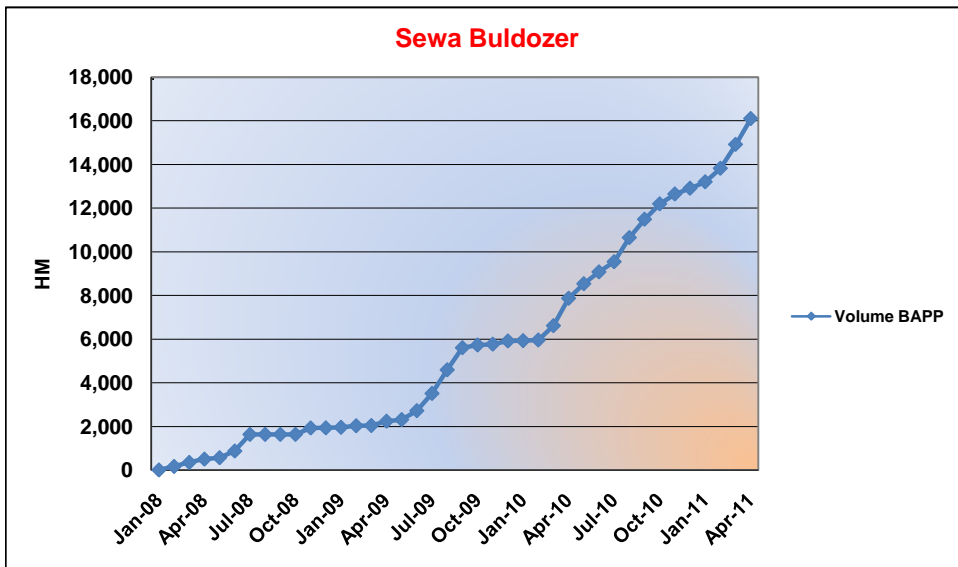
**PROGRESS REPORT - Kebun Belian**

| Jenis Pekerjaan | Unit | Vol SPK | Realisasi | %     |
|-----------------|------|---------|-----------|-------|
| Jembatan > 10 M | Unit | -       | -         | 0.00% |



| Bulan  | Hasil per Bulan | Kumulatif |
|--------|-----------------|-----------|
| Jan-08 | -               | -         |
| Feb-08 | -               | -         |
| Mar-08 | -               | -         |
| Apr-08 | -               | -         |
| May-08 | -               | -         |
| Jun-08 | -               | -         |
| Jul-08 | -               | -         |
| Aug-08 | -               | -         |
| Sep-08 | -               | -         |
| Oct-08 | -               | -         |
| Nov-08 | -               | -         |
| Dec-08 | -               | -         |
| Jan-09 | -               | -         |
| Feb-09 | -               | -         |
| Mar-09 | -               | -         |
| Apr-09 | -               | -         |
| May-09 | -               | -         |
| Jun-09 | -               | -         |
| Jul-09 | -               | -         |
| Aug-09 | -               | -         |
| Sep-09 | -               | -         |
| Oct-09 | -               | -         |
| Nov-09 | -               | -         |
| Dec-09 | -               | -         |
| Jan-10 | -               | -         |
| Feb-10 | -               | -         |
| Mar-10 | -               | -         |
| Apr-10 | -               | -         |
| May-10 | -               | -         |
| Jun-10 | -               | -         |
| Jul-10 | -               | -         |
| Aug-10 | -               | -         |
| Sep-10 | -               | -         |
| Oct-10 | -               | -         |
| Nov-10 | -               | -         |
| Dec-10 | -               | -         |
| Jan-11 | -               | -         |
| Feb-11 | -               | -         |
| Mar-11 | -               | -         |
| Apr-11 | -               | -         |
|        | -               | -         |

| Jenis Pekerjaan | Unit | Vol SPK | Realisasi | %     |
|-----------------|------|---------|-----------|-------|
| Sewa Buldozer   | HM   | -       | 16,104.20 | 0.00% |



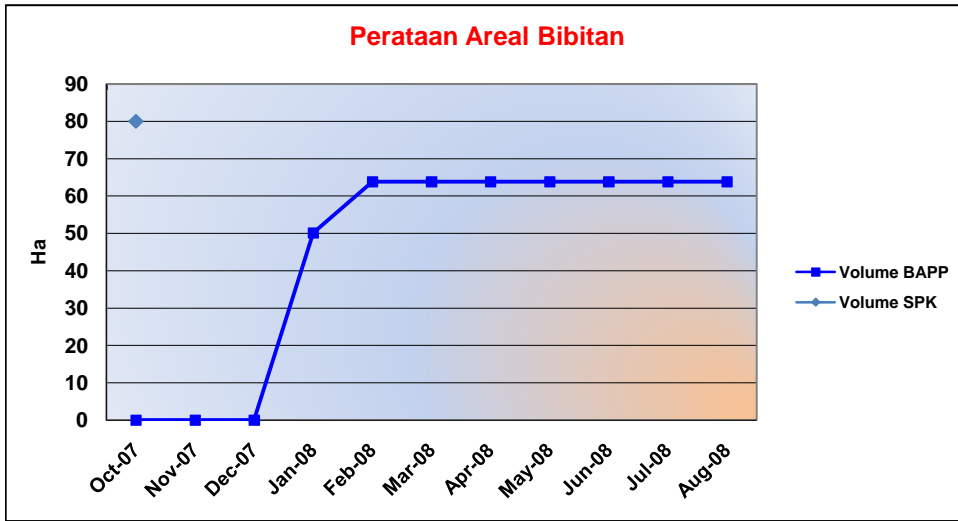
| Bulan  | Hasil per Bulan | Kumulatif |
|--------|-----------------|-----------|
| Jan-08 | -               | -         |
| Feb-08 | 161.20          | 161.20    |
| Mar-08 | 186.70          | 347.90    |
| Apr-08 | 150.00          | 497.90    |
| May-08 | 64.40           | 562.30    |
| Jun-08 | 306.10          | 868.40    |
| Jul-08 | 763.40          | 1,631.80  |
| Aug-08 | -               | 1,631.80  |
| Sep-08 | -               | 1,631.80  |
| Oct-08 | -               | 1,631.80  |
| Nov-08 | 292.60          | 1,924.40  |
| Dec-08 | 6.10            | 1,930.50  |
| Jan-09 | 24.80           | 1,955.30  |
| Feb-09 | 71.00           | 2,026.30  |
| Mar-09 | 11.20           | 2,037.50  |
| Apr-09 | 198.30          | 2,235.80  |
| May-09 | 73.30           | 2,309.10  |
| Jun-09 | 408.50          | 2,717.60  |
| Jul-09 | 790.50          | 3,508.10  |
| Aug-09 | 1,082.10        | 4,590.20  |
| Sep-09 | 1,012.30        | 5,602.50  |
| Oct-09 | 123.30          | 5,725.80  |
| Nov-09 | 40.00           | 5,765.80  |
| Dec-09 | 145.90          | 5,911.70  |
| Jan-10 | 16.30           | 5,928.00  |
| Feb-10 | 27.70           | 5,955.70  |
| Mar-10 | 657.20          | 6,612.90  |
| Apr-10 | 1,255.40        | 7,868.30  |
| May-10 | 667.50          | 8,535.80  |
| Jun-10 | 541.50          | 9,077.30  |
| Jul-10 | 467.70          | 9,545.00  |
| Aug-10 | 1,103.60        | 10,648.60 |
| Sep-10 | 841.20          | 11,489.80 |
| Oct-10 | 705.40          | 12,195.20 |
| Nov-10 | 453.30          | 12,648.50 |
| Dec-10 | 263.10          | 12,911.60 |
| Jan-11 | 294.20          | 13,205.80 |
| Feb-11 | 619.70          | 13,825.50 |
| Mar-11 | 1,095.20        | 14,920.70 |
| Apr-11 | 1,183.50        | 16,104.20 |
|        | 16,104.20       |           |





**PROGRESS REPORT - Kebun Belian**

| Jenis Pekerjaan        | Unit | Vol SPK | Realisasi | %      |
|------------------------|------|---------|-----------|--------|
| Perataan Tapak Bibitan | Ha   | 80      | 63.82     | 79.78% |



| Bulan  | Hasil per Bulan | Kumulatif |
|--------|-----------------|-----------|
| Oct-07 | -               | -         |
| Nov-07 | -               | -         |
| Dec-07 | -               | -         |
| Jan-08 | 50.13           | 50.13     |
| Feb-08 | 13.69           | 63.82     |
| Mar-08 | -               | 63.82     |
| Apr-08 | -               | 63.82     |
| May-08 | -               | 63.82     |
| Jun-08 | -               | 63.82     |
| Jul-08 | -               | 63.82     |
| Aug-08 | -               | 63.82     |
|        | 63.82           |           |