



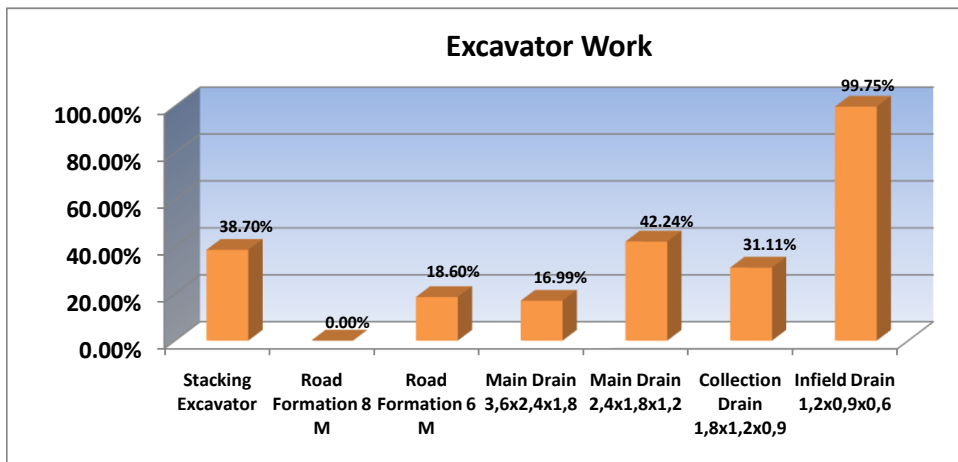
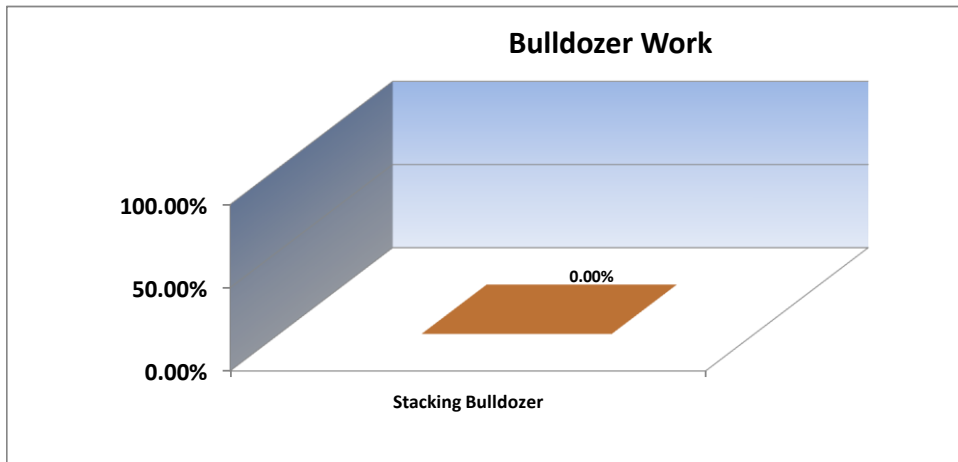
PT. RIMBA HARAPAN SAKTI

CLAIM SUMMARY

Contract No :

1. C&A. 1608.02/RHS - 020

Type of Work	Unit	SPK Vol	Jan - Jul 2011 Claim	August Claim	Total Claimed (Jan - Aug 2011)	%
Bulldozer						
Stacking Bulldozer	Ha	200.00	-	-	-	0.00%
Excavator						
Stacking Excavator	Ha	500.00	193.49	-	193.49	38.70%
Road Formation 8 M	Meter	7,000.00	-	-	-	0.00%
Road Formation 6 M	Meter	35,000.00	6,510.00	-	6,510.00	18.60%
Main Drain 3,6x2,4x1,8	Meter	8,100.00	1,185.00	191.00	1,376.00	16.99%
Main Drain 2,4x1,8x1,2	Meter	27,000.00	11,404.00	-	11,404.00	42.24%
Collection Drain 1,8x1,2x0,9	Meter	130,000.00	38,448.00	1,998.00	40,446.00	31.11%
Infield Drain 1,2x0,9x0,6	Meter	1,782,000.00	1,583,598.00	193,927.00	1,777,525.00	99.75%
Underbrushing (Imas)	Ha	700.00	605.01	-	605.01	86.43%





PT. RIMBA HARAPAN SAKTI

CLAIM SUMMARY

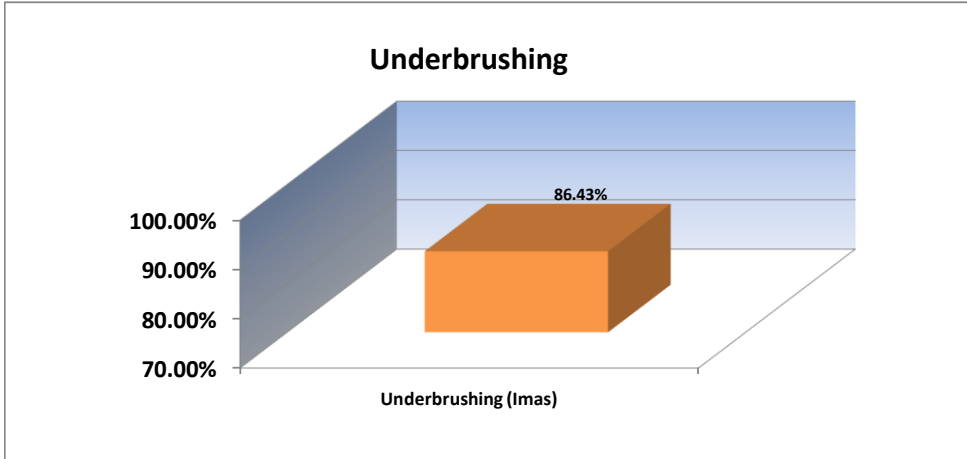
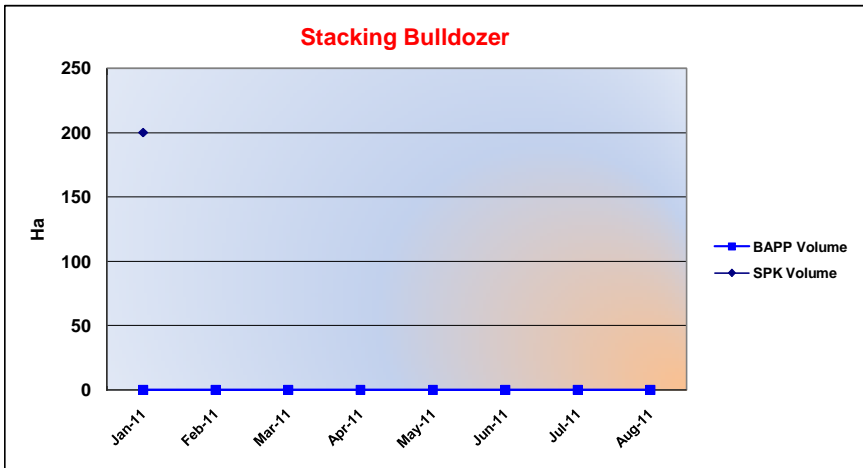


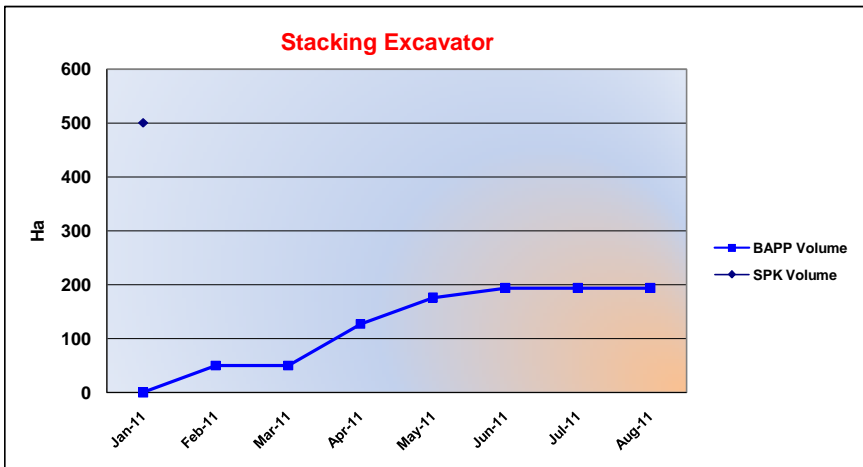
Chart & Detail Per Month

Type of Work	SPK Vol (Ha)	Progress	%
Stacking Bulldozer	200.00	-	0.00%



Month	Monthly Progress	Accumulated
Jan-11	-	-
Feb-11	-	-
Mar-11	-	-
Apr-11	-	-
May-11	-	-
Jun-11	-	-
Jul-11	-	-
Aug-11	-	-
Total	-	-

Type of Work	SPK Vol (Ha)	Progress	%
Stacking Excavator	500.00	193.49	38.70%



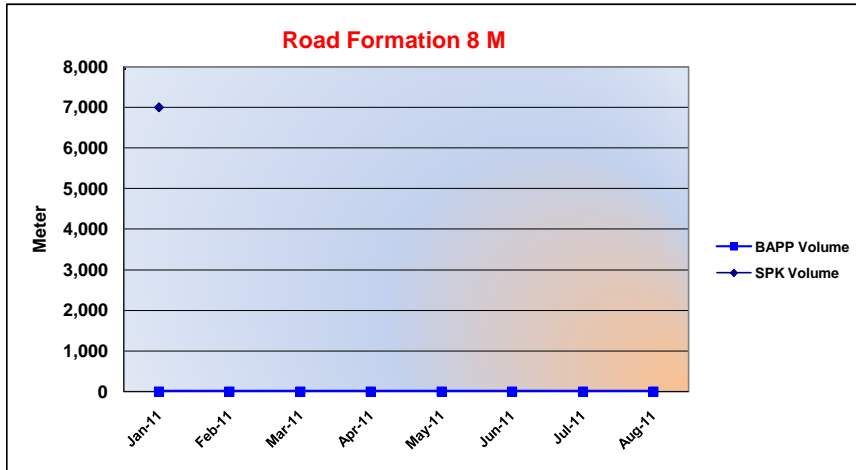
Month	Monthly Progress	Accumulated
Jan-11	-	-
Feb-11	49.90	49.90
Mar-11	-	49.90
Apr-11	76.92	126.82
May-11	49.17	175.99
Jun-11	17.50	193.49
Jul-11	-	193.49
Aug-11	-	193.49
Total	193.49	193.49



PT. RIMBA HARAPAN SAKTI

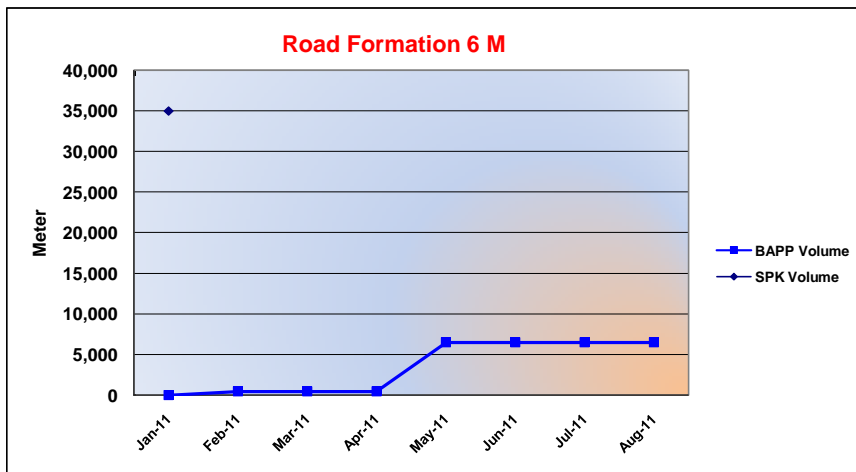
CLAIM SUMMARY

Type of Work	SPK Vol (Meter)	Progress	%
Road Formation 8 M	7,000.00	-	0.00%



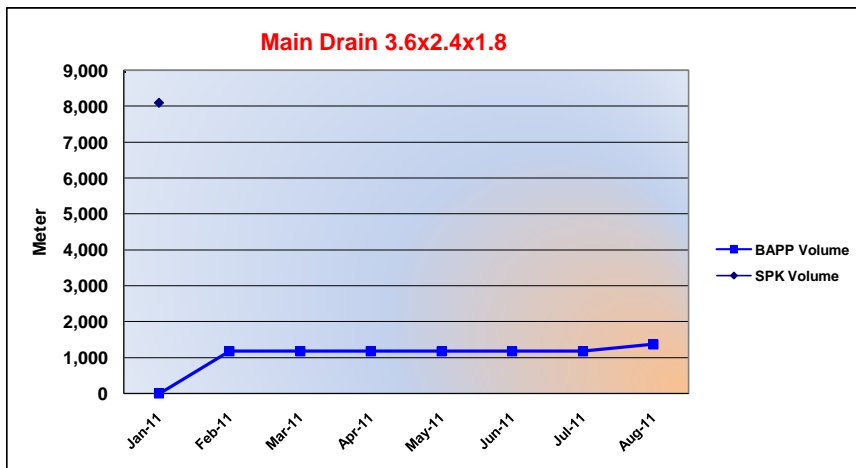
Month	Monthly Progress	Accumulated
Jan-11	-	-
Feb-11	-	-
Mar-11	-	-
Apr-11	-	-
May-11	-	-
Jun-11	-	-
Jul-11	-	-
Aug-11	-	-
Total	-	-

Type of Work	SPK Vol (Meter)	Progress	%
Road Formation 6 M	35,000.00	6,510.00	18.60%



Month	Monthly Progress	Accumulated
Jan-11	-	-
Feb-11	474.00	474.00
Mar-11	-	474.00
Apr-11	-	474.00
May-11	6,036.00	6,510.00
Jun-11	-	6,510.00
Jul-11	-	6,510.00
Aug-11	-	6,510.00
Total	6,510.00	6,510.00

Type of Work	SPK Vol (Meter)	Progress	%
Main Drain 3.6x2.4x1.8	8,100.00	1,376.00	16.99%



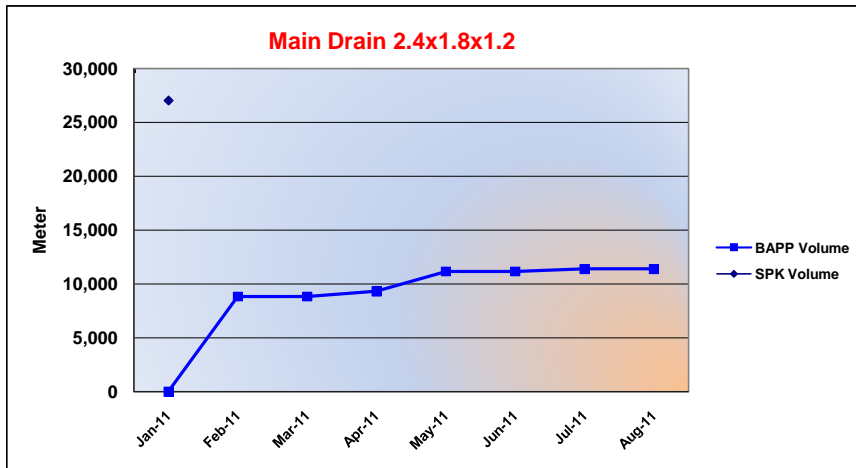
Month	Monthly Progress	Accumulated
Jan-11	-	-
Feb-11	1,185.00	1,185.00
Mar-11	-	1,185.00
Apr-11	-	1,185.00
May-11	-	1,185.00
Jun-11	-	1,185.00
Jul-11	-	1,185.00
Aug-11	191.00	1,376.00
Total	1,376.00	1,376.00



PT. RIMBA HARAPAN SAKTI

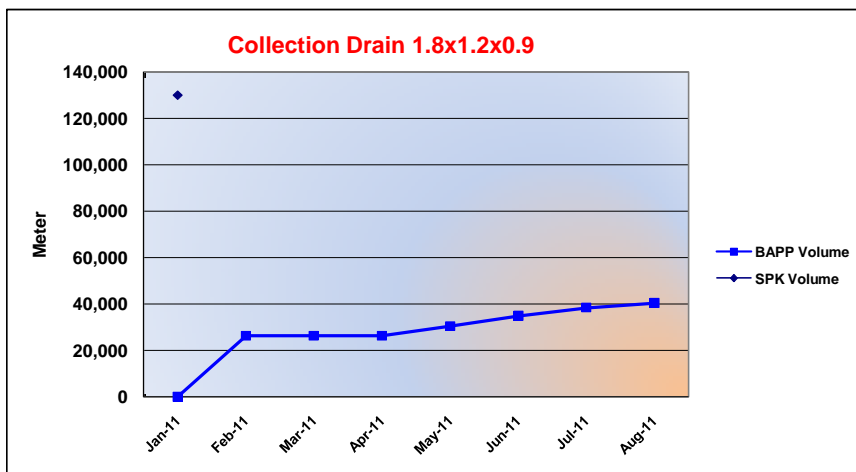
CLAIM SUMMARY

Type of Work	SPK Vol (Meter)	Progress	%
Main Drain 2,4x1,8x1,2	27,000.00	11,404.00	42.24%



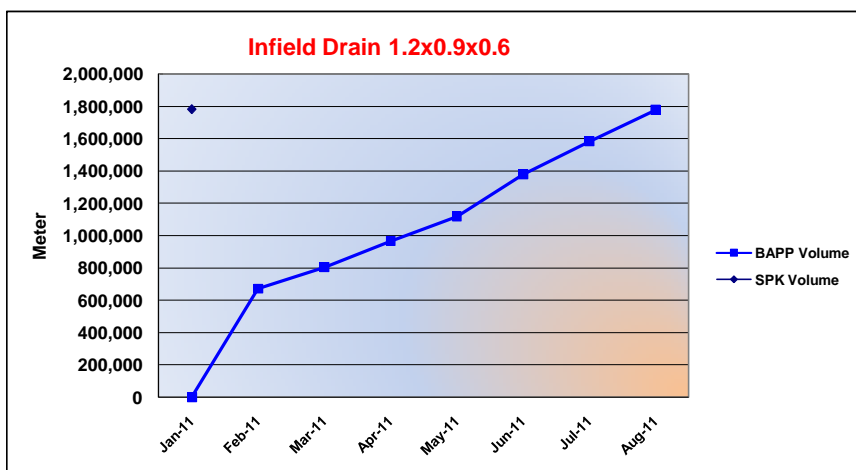
Month	Monthly Progress	Accumulated
Jan-11	-	-
Feb-11	8,847.00	8,847.00
Mar-11	-	8,847.00
Apr-11	482.00	9,329.00
May-11	1,844.00	11,173.00
Jun-11	-	11,173.00
Jul-11	231.00	11,404.00
Aug-11	-	11,404.00
Total	11,404.00	

Type of Work	SPK Vol (Meter)	Progress	%
Collection Drain 1,8x1,2x0,9	130,000.00	40,446.00	31.11%



Month	Monthly Progress	Accumulated
Jan-11	-	-
Feb-11	26,298.00	26,298.00
Mar-11	-	26,298.00
Apr-11	-	26,298.00
May-11	4,148.00	30,446.00
Jun-11	4,451.00	34,897.00
Jul-11	3,551.00	38,448.00
Aug-11	1,998.00	40,446.00
Total	40,446.00	

Type of Work	SPK Vol (Meter)	Progress	%
Infield Drain 1,2x0,9x0,6	1,782,000.00	1,777,525.00	99.75%



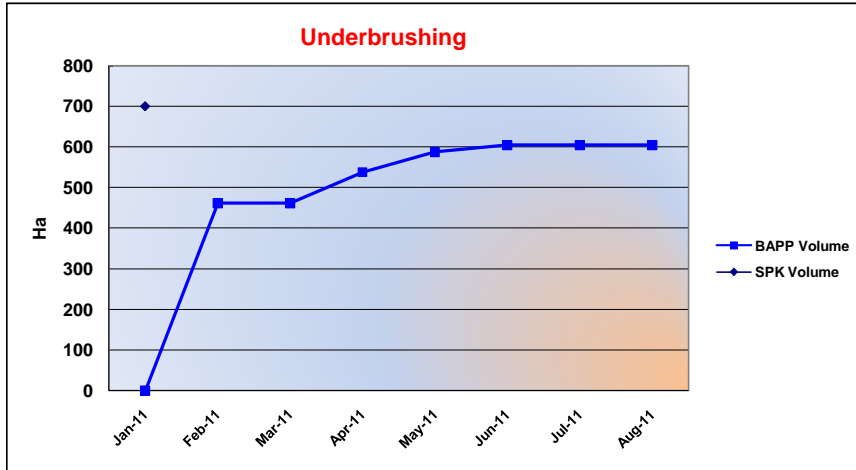
Month	Monthly Progress	Accumulated
Jan-11	-	-
Feb-11	671,001.00	671,001.00
Mar-11	132,594.00	803,595.00
Apr-11	161,915.00	965,510.00
May-11	151,404.00	1,116,914.00
Jun-11	260,381.00	1,377,295.00
Jul-11	206,303.00	1,583,598.00
Aug-11	193,927.00	1,777,525.00
Total	1,777,525.00	



PT. RIMBA HARAPAN SAKTI

CLAIM SUMMARY

Type of Work	SPK Vol (Ha)	Progress	%
Underbrushing (Imas)	700.00	605.01	86.43%



Month	Monthly Progress	Accumulated
Jan-11	-	-
Feb-11	461.42	461.42
Mar-11	-	461.42
Apr-11	76.92	538.34
May-11	49.17	587.51
Jun-11	17.50	605.01
Jul-11	-	605.01
Aug-11	-	605.01
Total	605.01	