

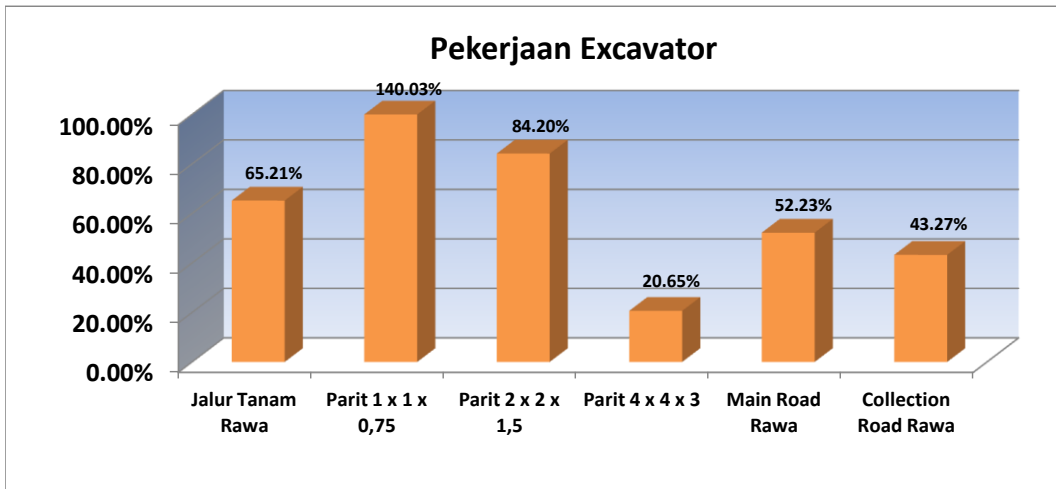
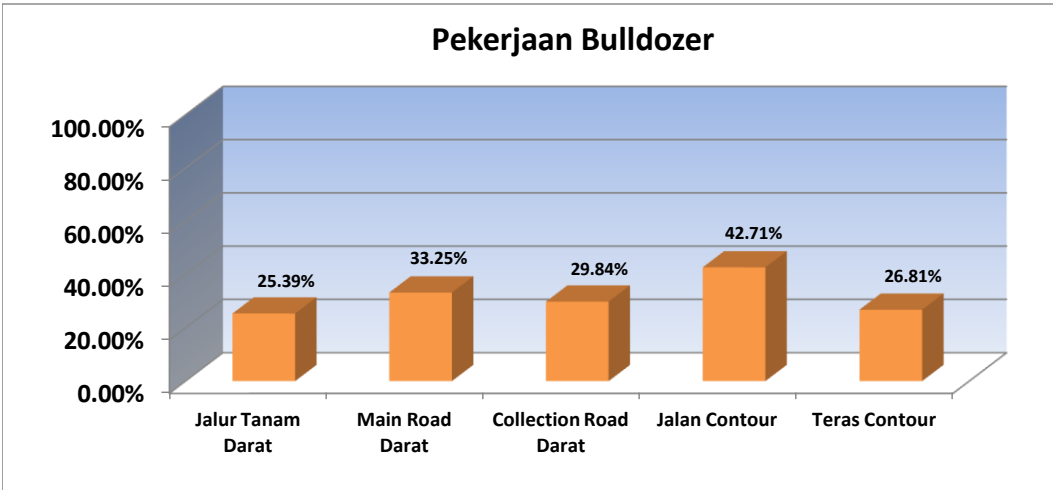


PROGRESS REPORT - Kebun Belian

KONTRAK NO :

1. SPK No. BLNE/JKTO/11/07/029 - Jalur Tanam, BPRT, & PJLN
2. SPK No. BLNE/JKTO/11/07/031 - SWAB
3. SPK No. BLNE/JKTO/11/07/028 - Imas Tumbang
4. SPK No. BLNE/JKTO/11/07/030 - Penyiapan Lahan Bibitan

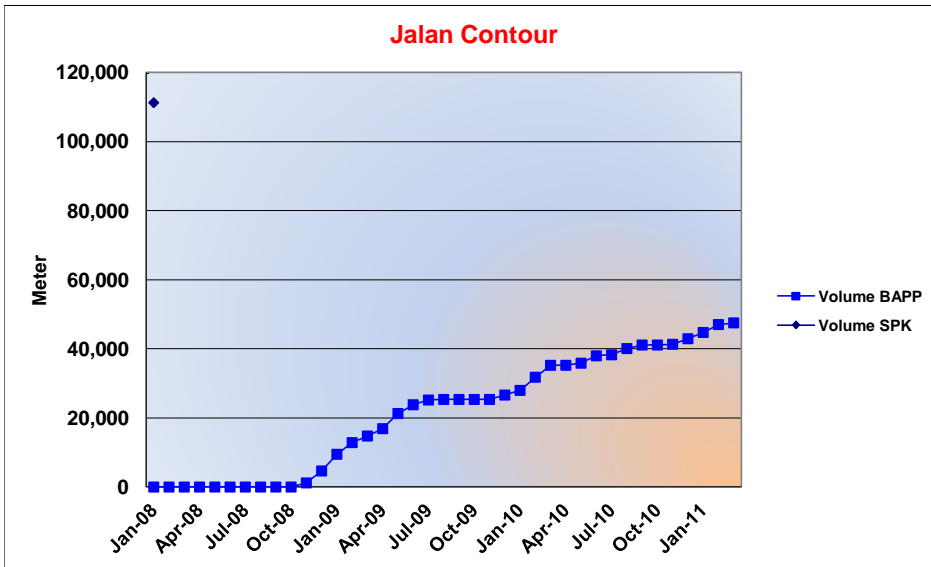
Jenis Pekerjaan	Unit	Vol SPK 20 Nop '07 s.d 01 April '11	Realisasi			%
			AKUMULASI s.d BULAN LALU	BAPP Maret 2011	s.d BAPP Maret 2011	
Bulldozer						
Jalur Tanam Darat	Ha	8,100.00	2,016.46	40.03	2,056.49	25.39%
Main Road Darat	Meter	66,402.00	22,079.65	-	22,079.65	33.25%
Collection Road Darat	Meter	218,085.00	64,216.15	867.68	65,083.83	29.84%
Jalan Contour	Meter	111,300.00	47,053.50	485.35	47,538.85	42.71%
Teras Contour	Meter	1,605,600.00	428,370.17	2,113.83	430,484.00	26.81%
Sewa Bulldozer	HM	-	13,825.50	1,095.20	14,920.70	
Excavator						
Jalur Tanam Rawa	Ha	1,900.00	1,199.29	39.66	1,238.95	65.21%
Parit 1 x 1 x 0,75	Meter	184,100.00	255,274.99	2,527.86	257,802.85	140.03%
Parit 2 x 2 x 1,5	Meter	100,000.00	83,118.46	1,083.41	84,201.87	84.20%
Parit 4 x 4 x 3	Meter	42,050.00	8,684.98	-	8,684.98	20.65%
Main Road Rawa	Meter	19,380.00	9,828.24	293.95	10,122.19	52.23%
Collection Road Rawa	Meter	63,650.00	27,214.97	324.12	27,539.09	43.27%
Gorong-gorong	Unit	-	173.00	-	173.00	
Jembatan 2 M	Unit	-	396.00	4.00	400.00	
Jembatan 4 M	Unit	-	54.00	1.00	55.00	
Jembatan 5-10 M	Unit	-	-	-	-	
Jembatan > 10 M	Unit	-	-	-	-	
Sewa Excavator	HM	-	20,305.00	1,678.40	21,983.40	
Imas/Tumbang	Ha	10,000.00	2,886.86	-	2,886.86	28.87%
Perataan Tapak Bibitan	Ha	80.00	63.82	-	63.82	79.78%





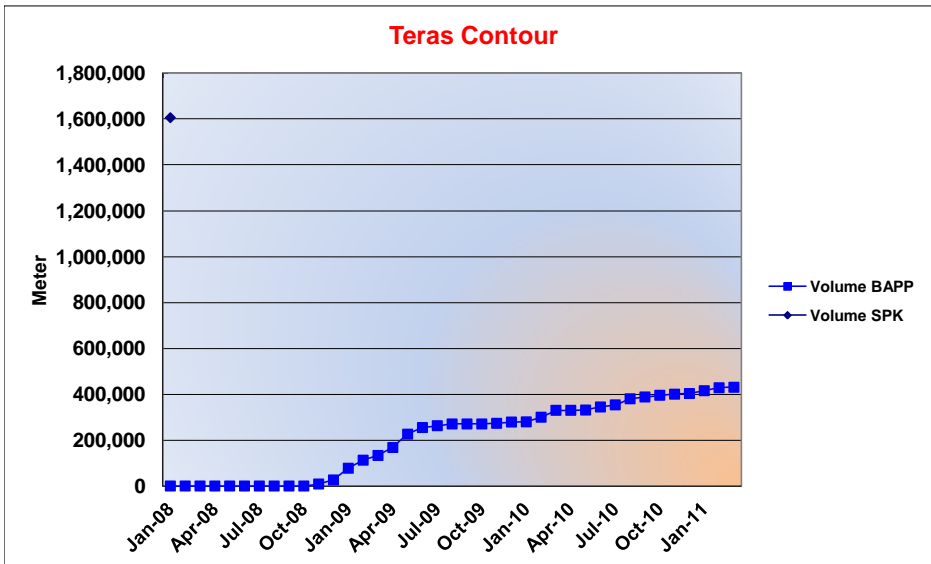
PROGRESS REPORT - Kebun Belian

Jenis Pekerjaan	Unit	Vol SPK	Realisasi	%
Jalan Contour	Meter	111,300.00	47,538.85	42.71%



Bulan	Hasil per Bulan	Kumulatif
Jan-08	-	-
Feb-08	-	-
Mar-08	-	-
Apr-08	-	-
May-08	-	-
Jun-08	-	-
Jul-08	-	-
Aug-08	-	-
Sep-08	-	-
Oct-08	-	-
Nov-08	1,188.82	1,188.82
Dec-08	3,468.37	4,657.19
Jan-09	4,827.82	9,485.01
Feb-09	3,370.95	12,855.96
Mar-09	1,914.82	14,770.78
Apr-09	2,134.15	16,904.93
May-09	4,380.20	21,285.13
Jun-09	2,548.39	23,833.52
Jul-09	1,366.92	25,200.44
Aug-09	160.25	25,360.69
Sep-09	-	25,360.69
Oct-09	-	25,360.69
Nov-09	-	25,360.69
Dec-09	1,272.64	26,633.33
Jan-10	1,351.30	27,984.63
Feb-10	3,818.23	31,802.86
Mar-10	3,444.63	35,247.49
Apr-10	-	35,247.49
May-10	610.89	35,858.38
Jun-10	2,140.68	37,999.06
Jul-10	295.30	38,294.36
Aug-10	1,794.58	40,088.94
Sep-10	1,040.33	41,129.27
Oct-10	-	41,129.27
Nov-10	204.89	41,334.16
Dec-10	1,605.64	42,939.80
Jan-11	1,815.73	44,755.53
Feb-11	2,297.97	47,053.50
Mar-11	485.35	47,538.85
	47,538.85	

Jenis Pekerjaan	Unit	Vol SPK	Realisasi	%
Teras Contour	Meter	1,605,600.00	430,484.00	26.81%

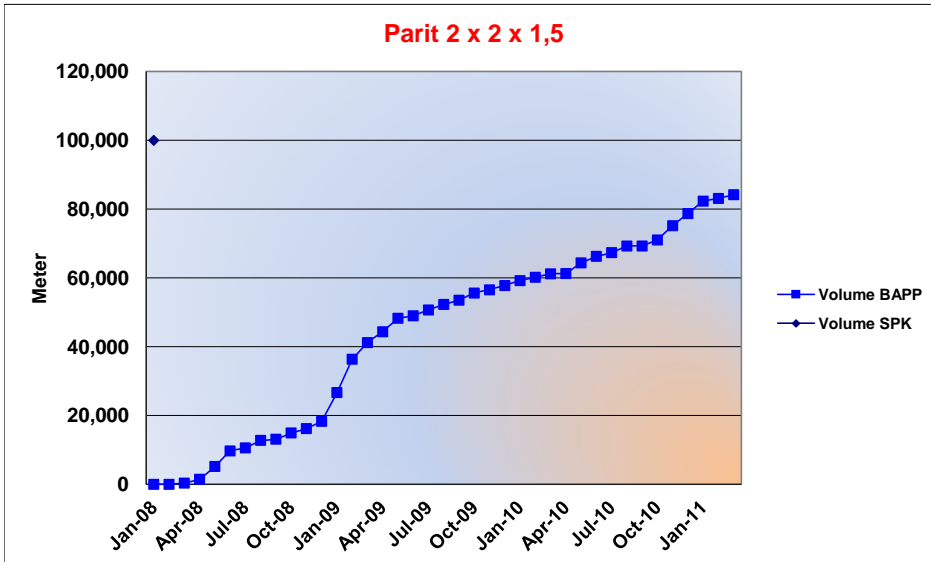


Bulan	Hasil per Bulan	Kumulatif
Jan-08	-	-
Feb-08	-	-
Mar-08	-	-
Apr-08	-	-
May-08	-	-
Jun-08	-	-
Jul-08	-	-
Aug-08	-	-
Sep-08	-	-
Oct-08	-	-
Nov-08	8,663.80	8,663.80
Dec-08	17,689.12	26,352.92
Jan-09	51,226.12	77,579.04
Feb-09	35,083.11	112,662.15
Mar-09	20,609.21	133,271.36
Apr-09	34,567.68	167,839.04
May-09	58,117.74	225,956.78
Jun-09	29,013.95	254,970.73
Jul-09	8,016.31	262,987.04
Aug-09	7,557.85	270,544.89
Sep-09	-	270,544.89
Oct-09	-	270,544.89
Nov-09	2,749.08	273,293.97
Dec-09	5,612.72	278,906.69
Jan-10	807.31	279,714.00
Feb-10	20,223.53	299,937.53
Mar-10	30,145.80	330,083.33
Apr-10	-	330,083.33
May-10	1,112.45	331,195.78
Jun-10	13,416.41	344,612.19
Jul-10	9,092.81	353,705.00
Aug-10	26,533.50	380,238.50
Sep-10	7,900.57	388,139.07
Oct-10	7,440.87	395,579.94
Nov-10	4,741.10	400,321.04
Dec-10	2,948.97	403,270.01
Jan-11	12,223.72	415,493.73
Feb-11	12,876.44	428,370.17
Mar-11	2,113.83	430,484.00
	430,484.00	



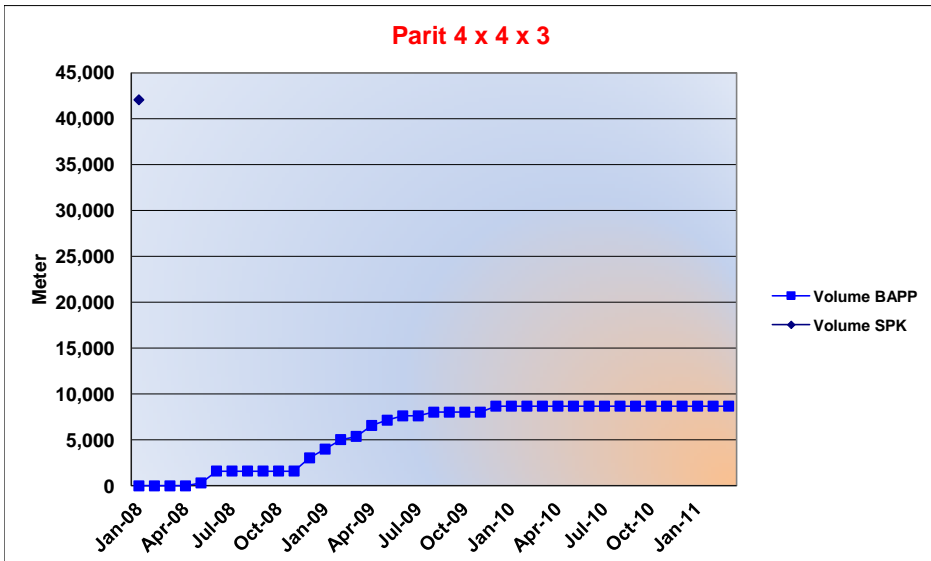
PROGRESS REPORT - Kebun Belian

Jenis Pekerjaan	Unit	Vol SPK	Realisasi	%
Parit 2 x 2 x 1,5	Meter	100,000.00	84,201.87	84.20%



Bulan	Hasil per Bulan	Kumulatif
Jan-08	-	-
Feb-08	-	-
Mar-08	368.73	368.73
Apr-08	1,115.01	1,483.74
May-08	3,724.56	5,208.30
Jun-08	4,509.54	9,717.84
Jul-08	885.96	10,603.80
Aug-08	2,180.79	12,784.59
Sep-08	339.60	13,124.19
Oct-08	1,825.78	14,949.97
Nov-08	1,259.15	16,209.12
Dec-08	2,103.14	18,312.26
Jan-09	8,383.78	26,696.04
Feb-09	9,679.54	36,375.58
Mar-09	4,833.99	41,209.57
Apr-09	3,146.93	44,356.50
May-09	3,929.72	48,286.22
Jun-09	720.95	49,007.17
Jul-09	1,685.94	50,693.11
Aug-09	1,613.10	52,306.21
Sep-09	1,226.27	53,532.48
Oct-09	2,077.26	55,609.74
Nov-09	933.29	56,543.03
Dec-09	1,239.81	57,782.84
Jan-10	1,435.60	59,218.44
Feb-10	979.05	60,197.49
Mar-10	998.48	61,195.97
Apr-10	87.85	61,283.82
May-10	3,101.64	64,385.46
Jun-10	1,901.09	66,286.55
Jul-10	1,084.42	67,370.97
Aug-10	1,911.47	69,282.44
Sep-10	-	69,282.44
Oct-10	1,762.23	71,044.67
Nov-10	4,147.80	75,192.47
Dec-10	3,522.46	78,714.93
Jan-11	3,616.67	82,331.60
Feb-11	786.86	83,118.46
Mar-11	1,083.41	84,201.87
	84,201.87	

Jenis Pekerjaan	Unit	Vol SPK	Realisasi	%
Parit 4 x 4 x 3	Meter	42,050.00	8,684.98	20.65%

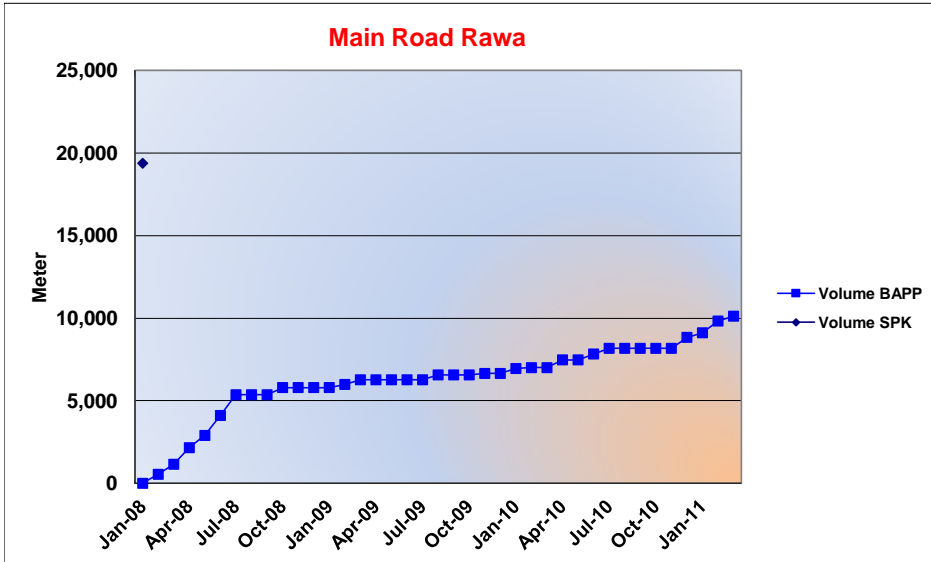


Bulan	Hasil per Bulan	Kumulatif
Jan-08	-	-
Feb-08	-	-
Mar-08	-	-
Apr-08	-	-
May-08	322.56	322.56
Jun-08	1,295.88	1,618.44
Jul-08	-	1,618.44
Aug-08	-	1,618.44
Sep-08	-	1,618.44
Oct-08	-	1,618.44
Nov-08	-	1,618.44
Dec-08	1,431.30	3,049.74
Jan-09	957.78	4,007.52
Feb-09	1,035.98	5,043.50
Mar-09	348.63	5,392.13
Apr-09	1,189.68	6,581.81
May-09	572.30	7,154.11
Jun-09	471.49	7,625.60
Jul-09	-	7,625.60
Aug-09	402.38	8,027.98
Sep-09	-	8,027.98
Oct-09	-	8,027.98
Nov-09	-	8,027.98
Dec-09	657.00	8,684.98
Jan-10	-	8,684.98
Feb-10	-	8,684.98
Mar-10	-	8,684.98
Apr-10	-	8,684.98
May-10	-	8,684.98
Jun-10	-	8,684.98
Jul-10	-	8,684.98
Aug-10	-	8,684.98
Sep-10	-	8,684.98
Oct-10	-	8,684.98
Nov-10	-	8,684.98
Dec-10	-	8,684.98
Jan-11	-	8,684.98
Feb-11	-	8,684.98
Mar-11	-	8,684.98
	8,684.98	



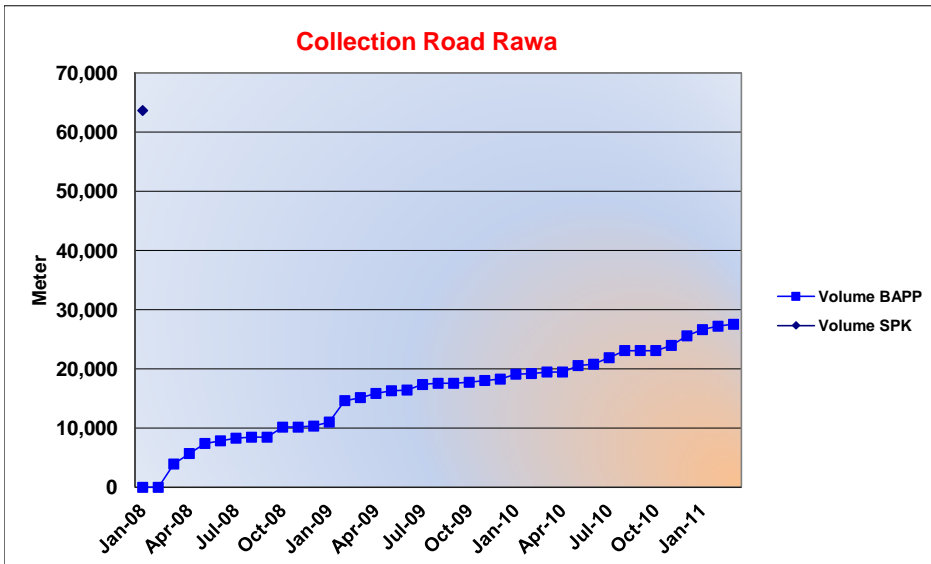
PROGRESS REPORT - Kebun Belian

Jenis Pekerjaan	Unit	Vol SPK	Realisasi	%
Main Road Rawa	Meter	19,380.00	10,122.19	52.23%



Bulan	Hasil per Bulan	Kumulatif
Jan-08	-	-
Feb-08	546.93	546.93
Mar-08	608.07	1,155.00
Apr-08	1,002.42	2,157.42
May-08	742.35	2,899.77
Jun-08	1,208.89	4,108.66
Jul-08	1,255.65	5,364.31
Aug-08	-	5,364.31
Sep-08	-	5,364.31
Oct-08	436.85	5,801.16
Nov-08	-	5,801.16
Dec-08	-	5,801.16
Jan-09	-	5,801.16
Feb-09	187.35	5,988.51
Mar-09	281.21	6,269.72
Apr-09	-	6,269.72
May-09	-	6,269.72
Jun-09	-	6,269.72
Jul-09	-	6,269.72
Aug-09	296.40	6,566.12
Sep-09	-	6,566.12
Oct-09	-	6,566.12
Nov-09	86.46	6,652.58
Dec-09	-	6,652.58
Jan-10	300.27	6,952.85
Feb-10	49.99	7,002.84
Mar-10	-	7,002.84
Apr-10	473.16	7,476.00
May-10	-	7,476.00
Jun-10	355.27	7,831.27
Jul-10	342.33	8,173.60
Aug-10	-	8,173.60
Sep-10	-	8,173.60
Oct-10	-	8,173.60
Nov-10	-	8,173.60
Dec-10	665.18	8,838.78
Jan-11	277.52	9,116.30
Feb-11	711.94	9,828.24
Mar-11	293.95	10,122.19
	10,122.19	

Jenis Pekerjaan	Unit	Vol SPK	Realisasi	%
Collection Road Rawa	Meter	63,650.00	27,539.09	43.27%

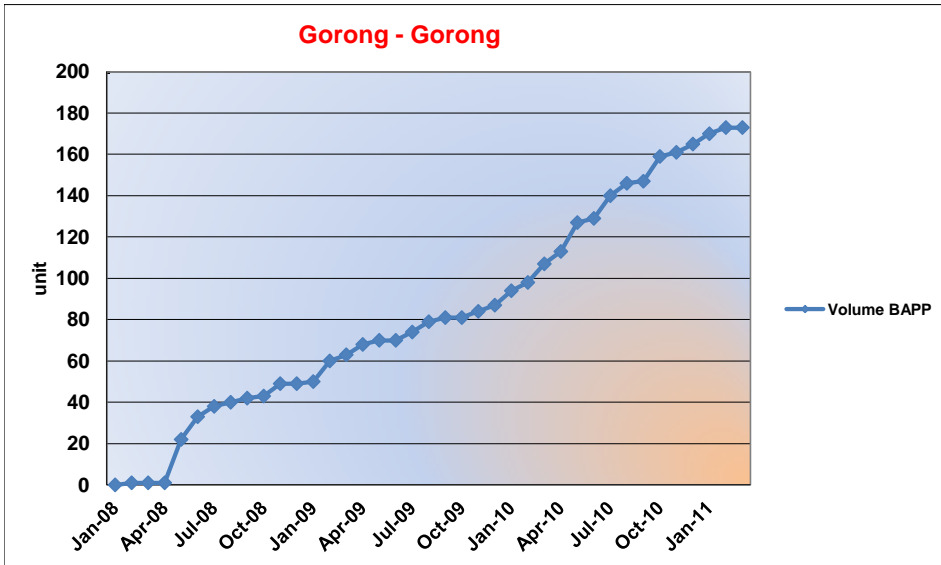


Bulan	Hasil per Bulan	Kumulatif
Jan-08	-	-
Feb-08	-	-
Mar-08	3,937.24	3,937.24
Apr-08	1,773.94	5,711.18
May-08	1,702.93	7,414.11
Jun-08	440.74	7,854.85
Jul-08	444.18	8,299.03
Aug-08	170.54	8,469.57
Sep-08	-	8,469.57
Oct-08	1,694.24	10,163.81
Nov-08	-	10,163.81
Dec-08	177.26	10,341.07
Jan-09	684.38	11,025.45
Feb-09	3,623.69	14,649.14
Mar-09	508.42	15,157.56
Apr-09	700.99	15,858.55
May-09	454.59	16,313.14
Jun-09	117.87	16,431.01
Jul-09	933.17	17,364.18
Aug-09	206.53	17,570.71
Sep-09	-	17,570.71
Oct-09	171.02	17,741.73
Nov-09	308.84	18,050.57
Dec-09	226.70	18,277.27
Jan-10	835.35	19,112.62
Feb-10	108.90	19,221.52
Mar-10	260.10	19,481.62
Apr-10	-	19,481.62
May-10	1,084.80	20,566.42
Jun-10	224.32	20,790.74
Jul-10	1,106.48	21,897.22
Aug-10	1,211.52	23,108.74
Sep-10	-	23,108.74
Oct-10	-	23,108.74
Nov-10	861.67	23,970.41
Dec-10	1,620.16	25,590.57
Jan-11	1,047.22	26,637.79
Feb-11	577.18	27,214.97
Mar-11	324.12	27,539.09
	27,539.09	



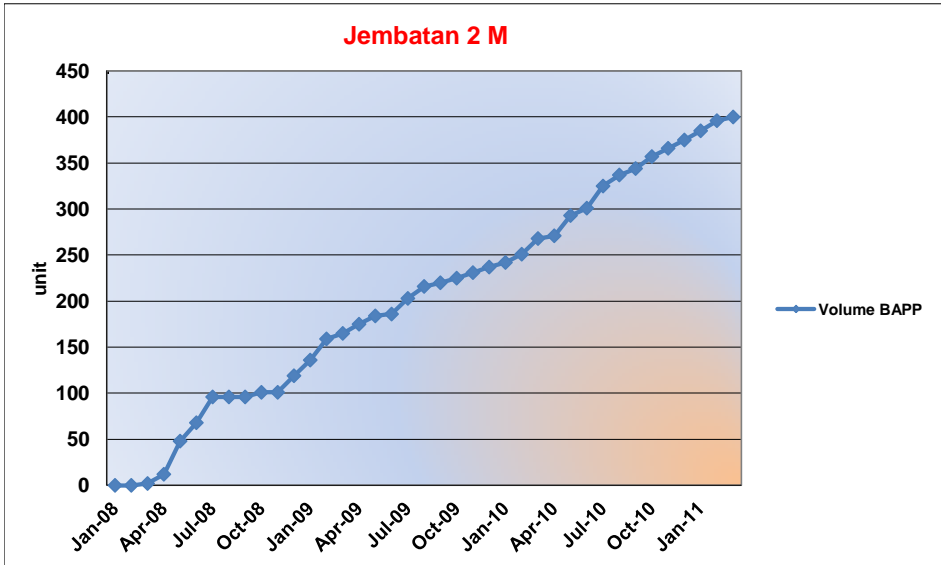
PROGRESS REPORT - Kebun Belian

Jenis Pekerjaan	Unit	Vol SPK	Realisasi	%
Gorong-gorong	Unit	-	173.00	0.00%



Bulan	Hasil per Bulan	Kumulatif
Jan-08	-	-
Feb-08	1.00	1.00
Mar-08	-	1.00
Apr-08	-	1.00
May-08	21.00	22.00
Jun-08	11.00	33.00
Jul-08	5.00	38.00
Aug-08	2.00	40.00
Sep-08	2.00	42.00
Oct-08	1.00	43.00
Nov-08	6.00	49.00
Dec-08	-	49.00
Jan-09	1.00	50.00
Feb-09	10.00	60.00
Mar-09	3.00	63.00
Apr-09	5.00	68.00
May-09	2.00	70.00
Jun-09	-	70.00
Jul-09	4.00	74.00
Aug-09	5.00	79.00
Sep-09	2.00	81.00
Oct-09	-	81.00
Nov-09	3.00	84.00
Dec-09	3.00	87.00
Jan-10	7.00	94.00
Feb-10	4.00	98.00
Mar-10	9.00	107.00
Apr-10	6.00	113.00
May-10	14.00	127.00
Jun-10	2.00	129.00
Jul-10	11.00	140.00
Aug-10	6.00	146.00
Sep-10	1.00	147.00
Oct-10	12.00	159.00
Nov-10	2.00	161.00
Dec-10	4.00	165.00
Jan-11	5.00	170.00
Feb-11	3.00	173.00
Mar-11	-	173.00
	173.00	

Jenis Pekerjaan	Unit	Vol SPK	Realisasi	%
Jembatan 2 M	Unit	-	400.00	0.00%

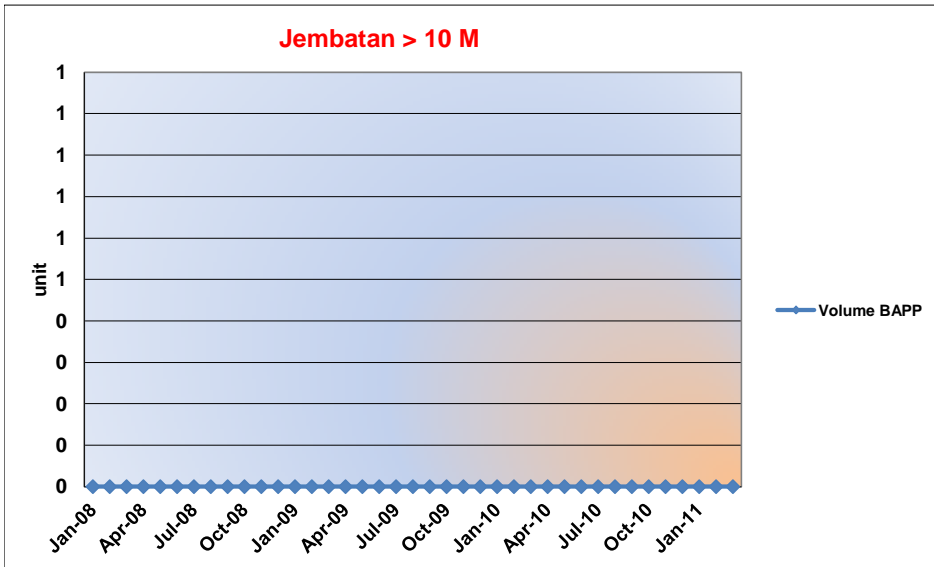


Bulan	Hasil per Bulan	Kumulatif
Jan-08	-	-
Feb-08	-	-
Mar-08	2.00	2.00
Apr-08	10.00	12.00
May-08	36.00	48.00
Jun-08	20.00	68.00
Jul-08	28.00	96.00
Aug-08	-	96.00
Sep-08	-	96.00
Oct-08	5.00	101.00
Nov-08	-	101.00
Dec-08	18.00	119.00
Jan-09	17.00	136.00
Feb-09	23.00	159.00
Mar-09	6.00	165.00
Apr-09	10.00	175.00
May-09	9.00	184.00
Jun-09	2.00	186.00
Jul-09	17.00	203.00
Aug-09	13.00	216.00
Sep-09	4.00	220.00
Oct-09	5.00	225.00
Nov-09	6.00	231.00
Dec-09	6.00	237.00
Jan-10	5.00	242.00
Feb-10	9.00	251.00
Mar-10	17.00	268.00
Apr-10	3.00	271.00
May-10	22.00	293.00
Jun-10	8.00	301.00
Jul-10	24.00	325.00
Aug-10	12.00	337.00
Sep-10	7.00	344.00
Oct-10	13.00	357.00
Nov-10	9.00	366.00
Dec-10	9.00	375.00
Jan-11	10.00	385.00
Feb-11	11.00	396.00
Mar-11	4.00	400.00
	400.00	



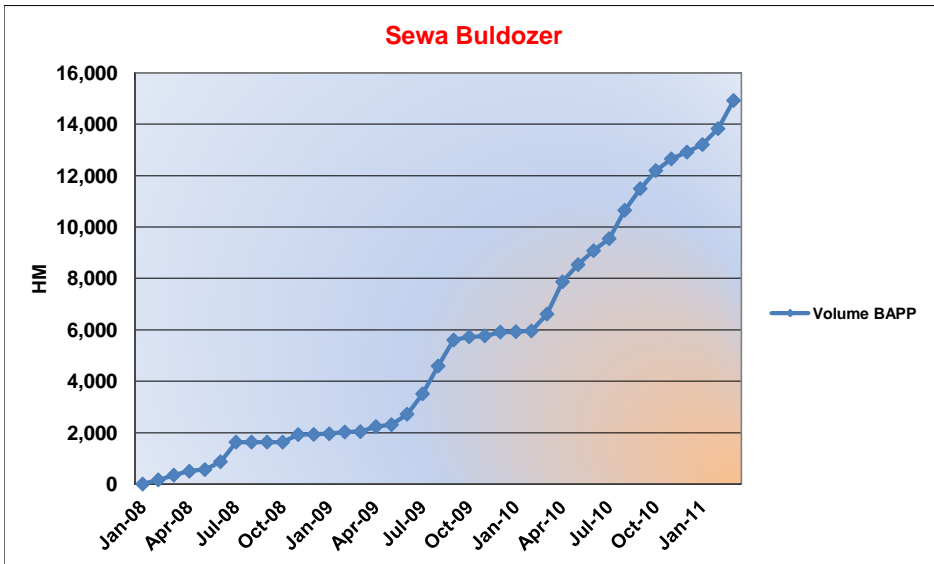
PROGRESS REPORT - Kebun Belian

Jenis Pekerjaan	Unit	Vol SPK	Realisasi	%
Jembatan > 10 M	Unit	-	-	0.00%



Bulan	Hasil per Bulan	Kumulatif
Jan-08	-	-
Feb-08	-	-
Mar-08	-	-
Apr-08	-	-
May-08	-	-
Jun-08	-	-
Jul-08	-	-
Aug-08	-	-
Sep-08	-	-
Oct-08	-	-
Nov-08	-	-
Dec-08	-	-
Jan-09	-	-
Feb-09	-	-
Mar-09	-	-
Apr-09	-	-
May-09	-	-
Jun-09	-	-
Jul-09	-	-
Aug-09	-	-
Sep-09	-	-
Oct-09	-	-
Nov-09	-	-
Dec-09	-	-
Jan-10	-	-
Feb-10	-	-
Mar-10	-	-
Apr-10	-	-
May-10	-	-
Jun-10	-	-
Jul-10	-	-
Aug-10	-	-
Sep-10	-	-
Oct-10	-	-
Nov-10	-	-
Dec-10	-	-
Jan-11	-	-
Feb-11	-	-
Mar-11	-	-
	-	-

Jenis Pekerjaan	Unit	Vol SPK	Realisasi	%
Sewa Buldozer	HM	-	14,920.70	0.00%

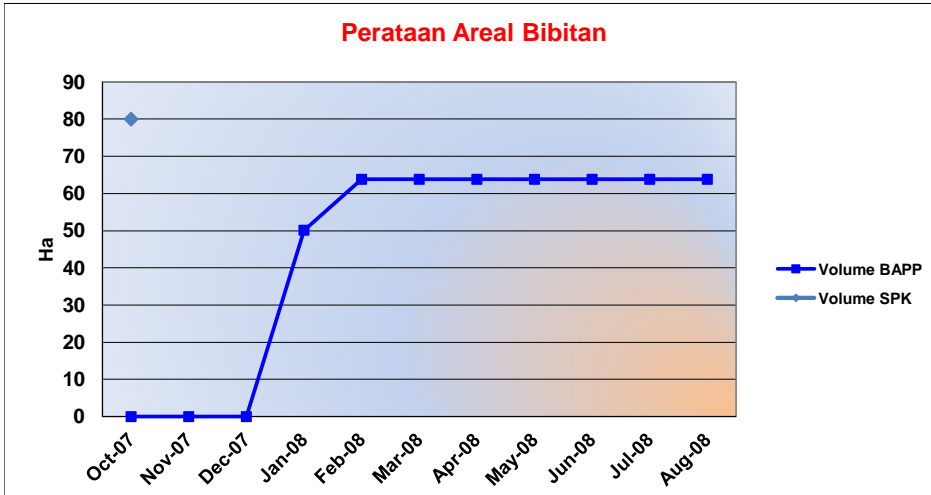


Bulan	Hasil per Bulan	Kumulatif
Jan-08	-	-
Feb-08	161.20	161.20
Mar-08	186.70	347.90
Apr-08	150.00	497.90
May-08	64.40	562.30
Jun-08	306.10	868.40
Jul-08	763.40	1,631.80
Aug-08	-	1,631.80
Sep-08	-	1,631.80
Oct-08	-	1,631.80
Nov-08	292.60	1,924.40
Dec-08	6.10	1,930.50
Jan-09	24.80	1,955.30
Feb-09	71.00	2,026.30
Mar-09	11.20	2,037.50
Apr-09	198.30	2,235.80
May-09	73.30	2,309.10
Jun-09	408.50	2,717.60
Jul-09	790.50	3,508.10
Aug-09	1,082.10	4,590.20
Sep-09	1,012.30	5,602.50
Oct-09	123.30	5,725.80
Nov-09	40.00	5,765.80
Dec-09	145.90	5,911.70
Jan-10	16.30	5,928.00
Feb-10	27.70	5,955.70
Mar-10	657.20	6,612.90
Apr-10	1,255.40	7,868.30
May-10	667.50	8,535.80
Jun-10	541.50	9,077.30
Jul-10	467.70	9,545.00
Aug-10	1,103.60	10,648.60
Sep-10	841.20	11,489.80
Oct-10	705.40	12,195.20
Nov-10	453.30	12,648.50
Dec-10	263.10	12,911.60
Jan-11	294.20	13,205.80
Feb-11	619.70	13,825.50
Mar-11	1,095.20	14,920.70
	14,920.70	



PROGRESS REPORT - Kebun Belian

Jenis Pekerjaan	Unit	Vol SPK	Realisasi	%
Perataan Tapak Bibitan	Ha	80	63.82	79.78%



Bulan	Hasil per Bulan	Kumulatif
Oct-07	-	-
Nov-07	-	-
Dec-07	-	-
Jan-08	50.13	50.13
Feb-08	13.69	63.82
Mar-08	-	63.82
Apr-08	-	63.82
May-08	-	63.82
Jun-08	-	63.82
Jul-08	-	63.82
Aug-08	-	63.82
	63.82	