



PT. BUANA ADHITAMA

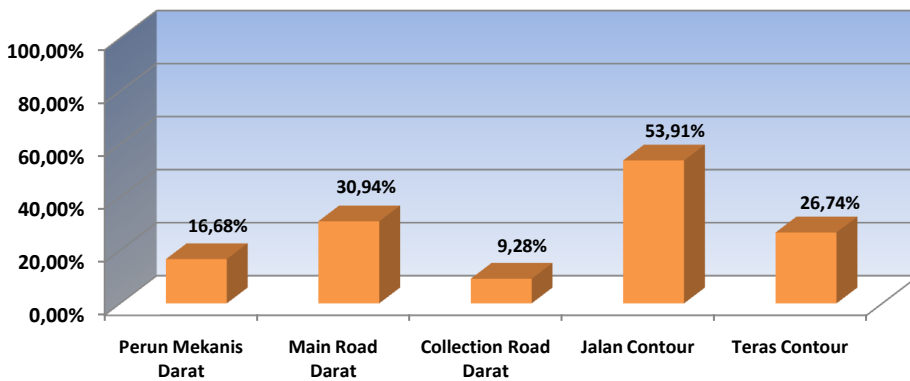
PROGRESS REPORT - Kebun Sapiri

KONTRAK NO :

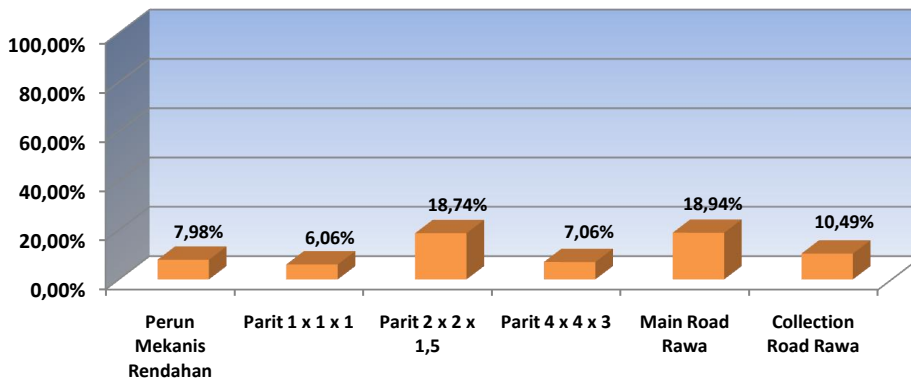
1. 092/SPRE/BADL/06/2009-PL
2. 093/SPRE/BADL/06/2009-SWAB

| Jenis Pekerjaan | Unit | Vol SPK 02 Juni 2009 s/d 31 Desember 2011 | Realisasi | | | % |
|------------------------|-------|--|--------------------------------|-----------------------|---------------------------|--------|
| | | | AKUMULASI S.D BULAN LALU | BAPP Februari 2010 | S.D BAPP Februari 2010 | |
| Bulldozer | | | | | | |
| Perun Mekanis Darat | Ha | 1.200,00 | 169,38 | 30,82 | 200,20 | 16,68% |
| Main Road Darat | Meter | 6.120,00 | 1.501,85 | 391,39 | 1.893,24 | 30,94% |
| Collection Road Darat | Meter | 20.160,00 | 13,41 | 1.858,29 | 1.871,70 | 9,28% |
| Jalan Contour | Meter | 72.000,00 | 34.228,05 | 4.585,45 | 38.813,50 | 53,91% |
| Teras Contour | Meter | 669.000,00 | 166.184,99 | 12.724,52 | 178.909,51 | 26,74% |
| Sewa Buldozer | HM | - | 636,40 | 485,00 | 1.121,40 | |
| Excavator | | | | | | |
| Perun Mekanis Rendahan | Ha | 1.800,00 | 89,31 | 54,32 | 143,63 | 7,98% |
| Parit 1 x 1 x 1 | Meter | 621.000,00 | 16.661,39 | 20.999,64 | 37.661,03 | 6,06% |
| Parit 2 x 2 x 1,5 | Meter | 72.480,00 | 11.526,16 | 2.055,37 | 13.581,53 | 18,74% |
| Parit 4 x 4 x 3 | Meter | 21.000,00 | 1.438,98 | 44,19 | 1.483,17 | 7,06% |
| Main Road Rawa | Meter | 18.360,00 | 1.824,95 | 1.651,73 | 3.476,68 | 18,94% |
| Collection Road Rawa | Meter | 60.480,00 | 2.445,87 | 3.899,47 | 6.345,34 | 10,49% |
| Gorong-gorong Kayu | Unit | - | 10,00 | 5,00 | 15,00 | |
| Jembatan Kayu 2 M | Unit | - | 67,00 | 5,00 | 72,00 | |
| Jembatan Kayu 4 M | Unit | - | 4,00 | - | 4,00 | |
| Jembatan Kayu 5-10 M | Unit | - | - | - | - | |
| Jembatan Kayu > 10 M | Unit | - | - | - | - | |
| Sewa Excavator | HM | - | 135,90 | 27,00 | 162,90 | |

Pekerjaan Bulldozer



Pekerjaan Excavator



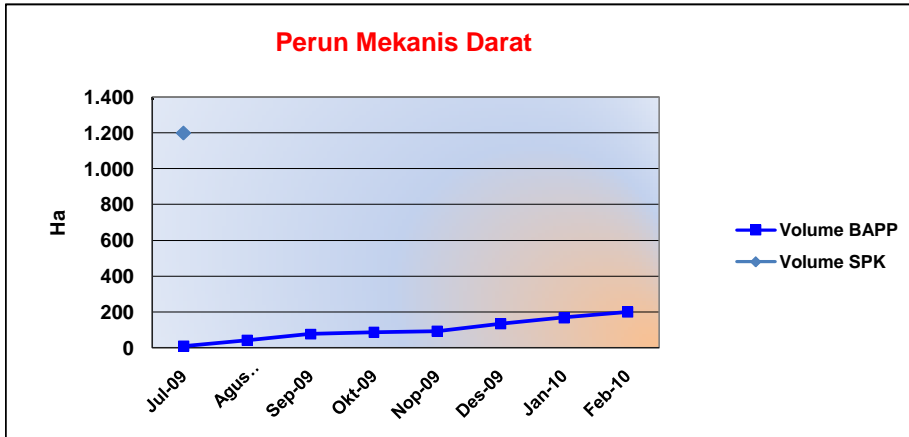


PT. BUANA ADHITAMA

PROGRESS REPORT - Kebun Sapiri

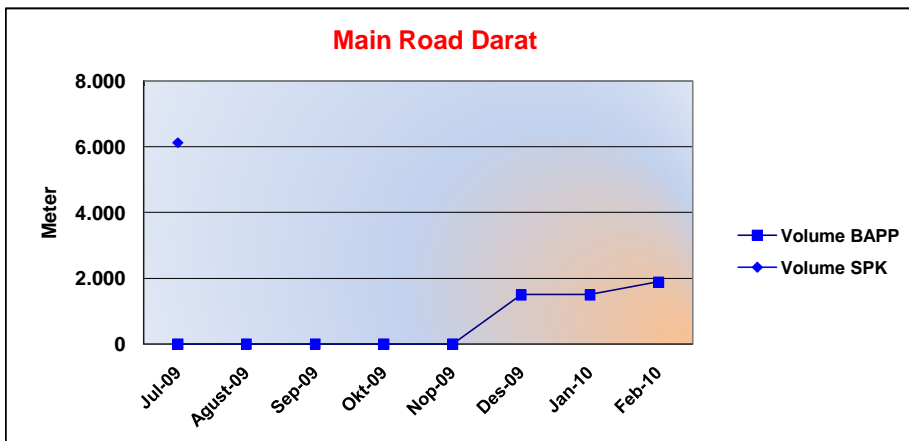
Chart & Detail Per Month

| Jenis Pekerjaan | Unit | Vol SPK | Realisasi | % |
|---------------------|------|----------|-----------|--------|
| Perun Mekanis Darat | Ha | 1.200,00 | 200,20 | 16,68% |



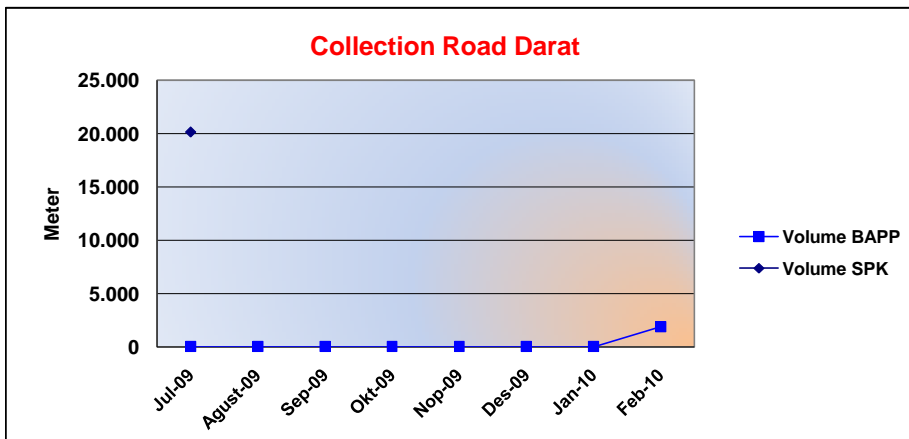
| Bulan | Hasil per Bulan | Kumulatif |
|----------|-----------------|-----------|
| Jul-09 | 10,00 | 10,00 |
| Agust-09 | 33,11 | 43,11 |
| Sep-09 | 34,69 | 77,80 |
| Okt-09 | 9,75 | 87,55 |
| Nop-09 | 5,36 | 92,91 |
| Des-09 | 43,11 | 136,02 |
| Jan-10 | 33,36 | 169,38 |
| Feb-10 | 30,82 | 200,20 |
| | 200,20 | |

| Jenis Pekerjaan | Unit | Vol SPK | Realisasi | % |
|-----------------|-------|----------|-----------|--------|
| Main Road Darat | Meter | 6.120,00 | 1.893,24 | 30,94% |



| Bulan | Hasil per Bulan | Kumulatif |
|----------|-----------------|-----------|
| Jul-09 | - | - |
| Agust-09 | - | - |
| Sep-09 | - | - |
| Okt-09 | - | - |
| Nop-09 | - | - |
| Des-09 | 1.501,85 | 1.501,85 |
| Jan-10 | - | 1.501,85 |
| Feb-10 | 391,39 | 1.893,24 |
| | 1.893,24 | |

| Jenis Pekerjaan | Unit | Vol SPK | Realisasi | % |
|-----------------------|-------|-----------|-----------|-------|
| Collection Road Darat | Meter | 20.160,00 | 1.871,70 | 9,28% |



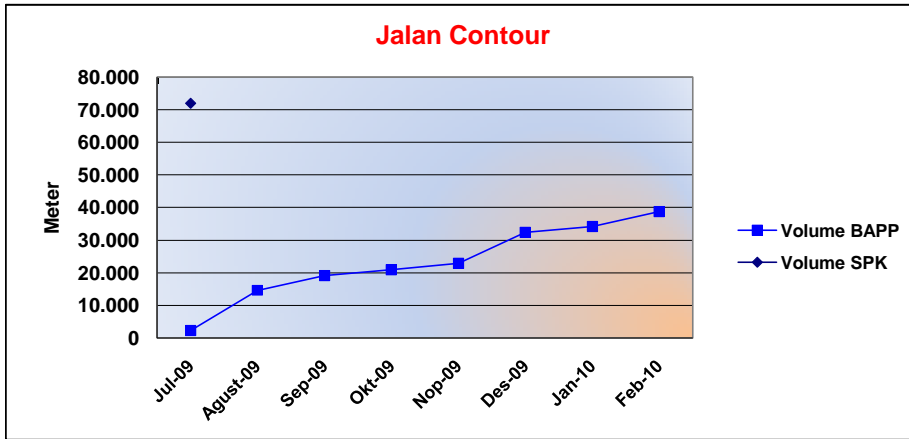
| Bulan | Hasil per Bulan | Kumulatif |
|----------|-----------------|-----------|
| Jul-09 | - | - |
| Agust-09 | - | - |
| Sep-09 | - | - |
| Okt-09 | - | - |
| Nop-09 | - | - |
| Des-09 | 13,41 | 13,41 |
| Jan-10 | - | 13,41 |
| Feb-10 | 1.858,29 | 1.871,70 |
| | 1.871,70 | |



PT. BUANA ADHITAMA

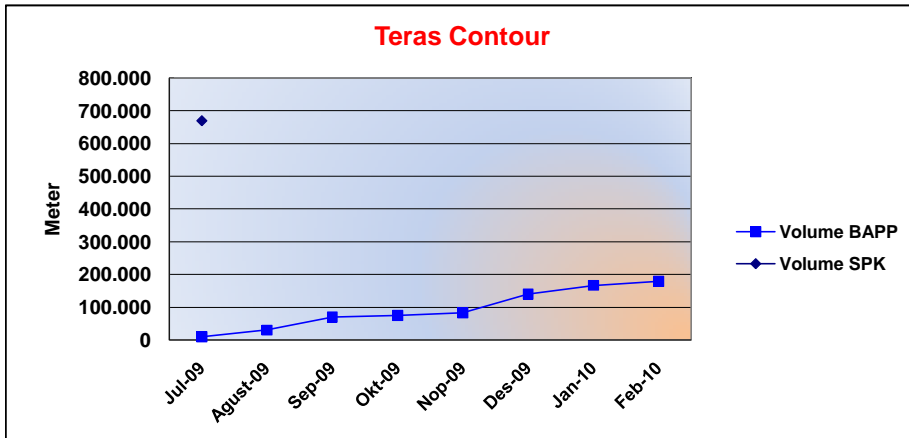
PROGRESS REPORT - Kebun Sapiri

| Jenis Pekerjaan | Unit | Vol SPK | Realisasi | % |
|-----------------|-------|-----------|-----------|--------|
| Jalan Contour | Meter | 72.000,00 | 38.813,50 | 53,91% |



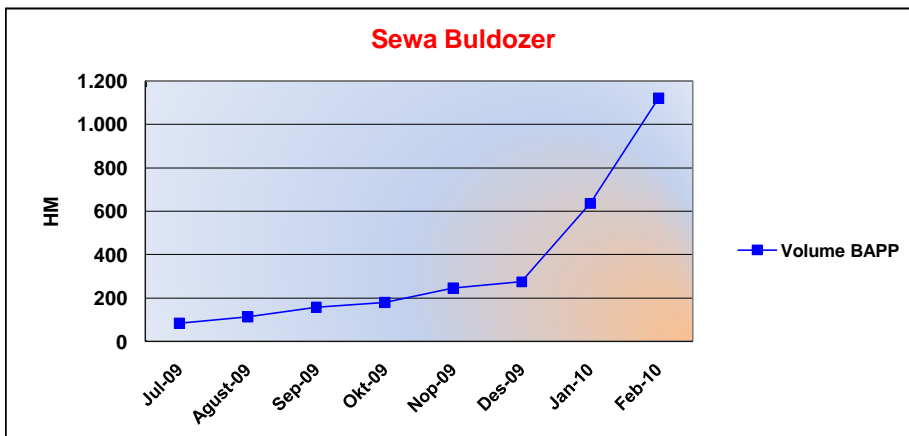
| Bulan | Hasil per Bulan | Kumulatif |
|----------|------------------|-----------|
| Jul-09 | 2.233,21 | 2.233,21 |
| Agust-09 | 12.373,13 | 14.606,34 |
| Sep-09 | 4.493,33 | 19.099,67 |
| Okt-09 | 1.808,31 | 20.907,98 |
| Nop-09 | 1.991,33 | 22.899,31 |
| Des-09 | 9.535,71 | 32.435,02 |
| Jan-10 | 1.793,03 | 34.228,05 |
| Feb-10 | 4.585,45 | 38.813,50 |
| | 38.813,50 | |

| Jenis Pekerjaan | Unit | Vol SPK | Realisasi | % |
|-----------------|-------|------------|------------|--------|
| Teras Contour | Meter | 669.000,00 | 178.909,51 | 26,74% |



| Bulan | Hasil per Bulan | Kumulatif |
|----------|-------------------|------------|
| Jul-09 | 8.471,43 | 8.471,43 |
| Agust-09 | 20.905,07 | 29.376,50 |
| Sep-09 | 39.510,22 | 68.886,72 |
| Okt-09 | 4.949,58 | 73.836,30 |
| Nop-09 | 8.311,88 | 82.148,18 |
| Des-09 | 56.794,92 | 138.943,10 |
| Jan-10 | 27.241,89 | 166.184,99 |
| Feb-10 | 12.724,52 | 178.909,51 |
| | 178.909,51 | |

| Jenis Pekerjaan | Unit | Vol SPK | Realisasi | % |
|-----------------|------|---------|-----------|-------|
| Sewa Buldozer | HM | - | 1.121,40 | 0,00% |



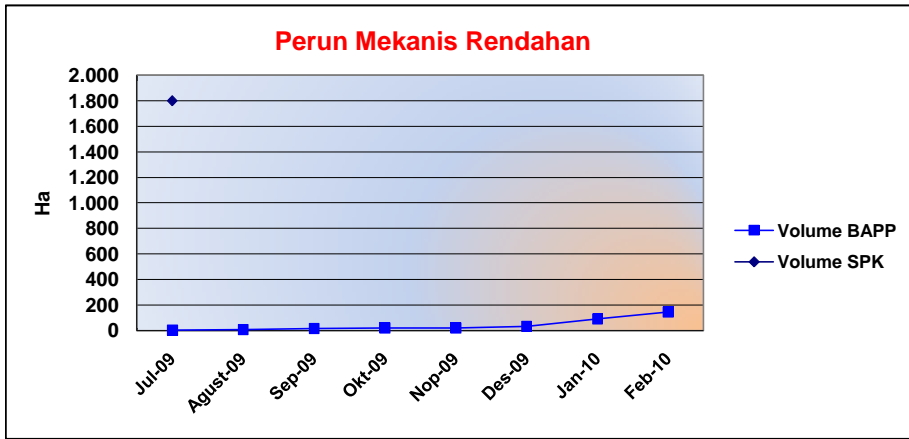
| Bulan | Hasil per Bulan | Kumulatif |
|----------|-----------------|-----------|
| Jul-09 | 84,60 | 84,60 |
| Agust-09 | 30,00 | 114,60 |
| Sep-09 | 44,00 | 158,60 |
| Okt-09 | 22,00 | 180,60 |
| Nop-09 | 66,00 | 246,60 |
| Des-09 | 28,500 | 275,10 |
| Jan-10 | 361,30 | 636,40 |
| Feb-10 | 485,00 | 1.121,40 |
| | 1.121,40 | |



PT. BUANA ADHITAMA

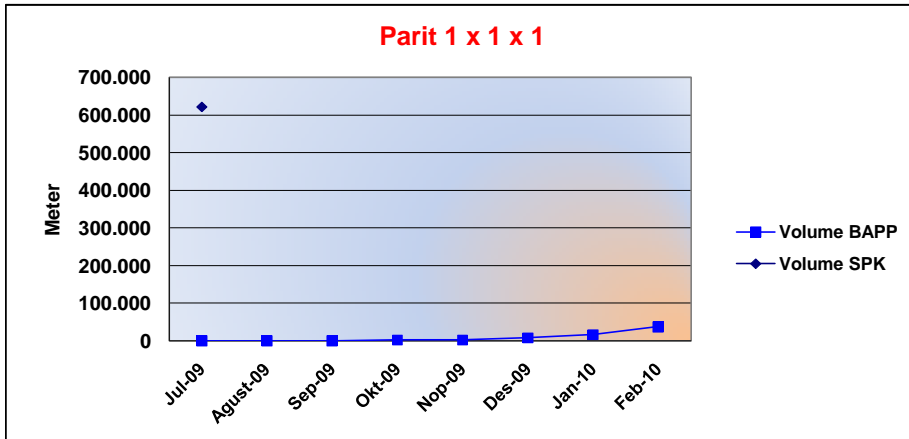
PROGRESS REPORT - Kebun Sapiri

| Jenis Pekerjaan | Unit | Vol SPK | Realisasi | % |
|------------------------|------|----------|-----------|-------|
| Perun Mekanis Rendahan | Ha | 1.800,00 | 143,63 | 7,98% |



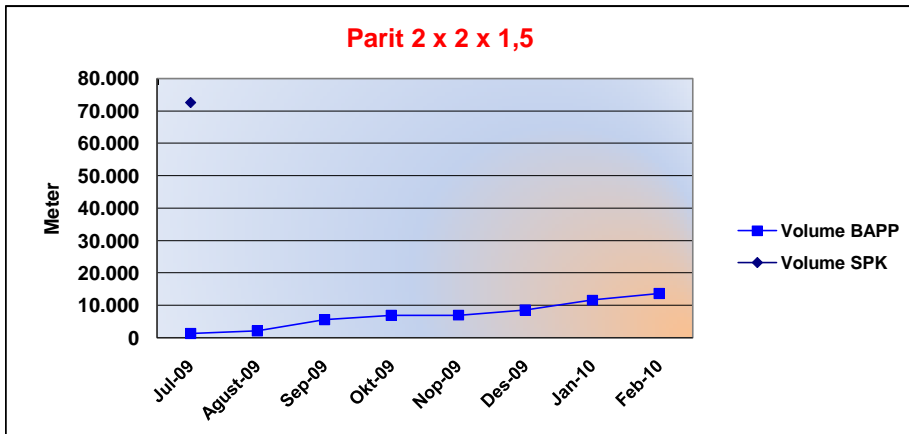
| Bulan | Hasil per Bulan | Kumulatif |
|----------|-----------------|-----------|
| Jul-09 | 1,86 | 1,86 |
| Agust-09 | 3,23 | 5,09 |
| Sep-09 | 8,78 | 13,87 |
| Okt-09 | 3,97 | 17,84 |
| Nop-09 | 0,23 | 18,07 |
| Des-09 | 12,180 | 30,25 |
| Jan-10 | 59,06 | 89,31 |
| Feb-10 | 54,32 | 143,63 |
| | 143,63 | |

| Jenis Pekerjaan | Unit | Vol SPK | Realisasi | % |
|-----------------|-------|------------|-----------|-------|
| Parit 1 x 1 x 1 | Meter | 621.000,00 | 37.661,03 | 6,06% |



| Bulan | Hasil per Bulan | Kumulatif |
|----------|-----------------|-----------|
| Jul-09 | - | - |
| Agust-09 | 562,13 | 562,13 |
| Sep-09 | 26,42 | 588,55 |
| Okt-09 | 1.676,02 | 2.264,57 |
| Nop-09 | - | 2.264,57 |
| Des-09 | 5.696,140 | 7.960,71 |
| Jan-10 | 8.700,680 | 16.661,39 |
| Feb-10 | 20.999,640 | 37.661,03 |
| | 37.661,03 | |

| Jenis Pekerjaan | Unit | Vol SPK | Realisasi | % |
|-------------------|-------|-----------|-----------|--------|
| Parit 2 x 2 x 1,5 | Meter | 72.480,00 | 13.581,53 | 18,74% |



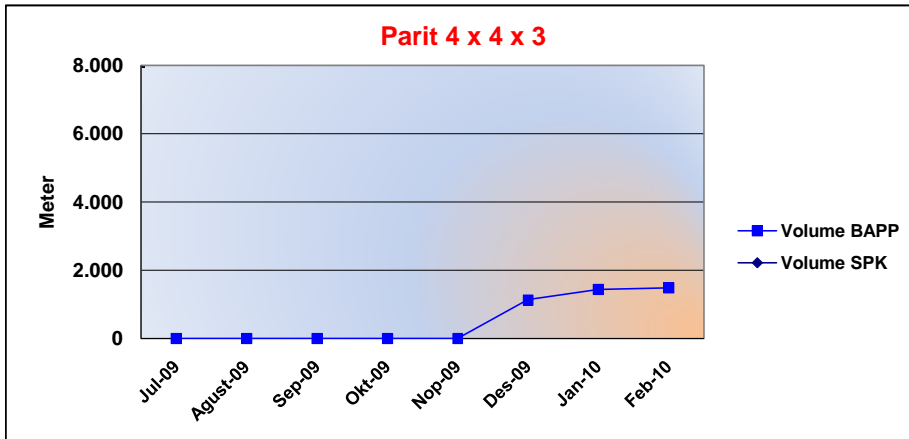
| Bulan | Hasil per Bulan | Kumulatif |
|----------|-----------------|-----------|
| Jul-09 | 1.222,72 | 1.222,72 |
| Agust-09 | 819,97 | 2.042,69 |
| Sep-09 | 3.464,94 | 5.507,63 |
| Okt-09 | 1.256,88 | 6.764,51 |
| Nop-09 | 127,44 | 6.891,95 |
| Des-09 | 1.631,260 | 8.523,21 |
| Jan-10 | 3.002,950 | 11.526,16 |
| Feb-10 | 2.055,370 | 13.581,53 |
| | 13.581,53 | |



PT. BUANA ADHITAMA

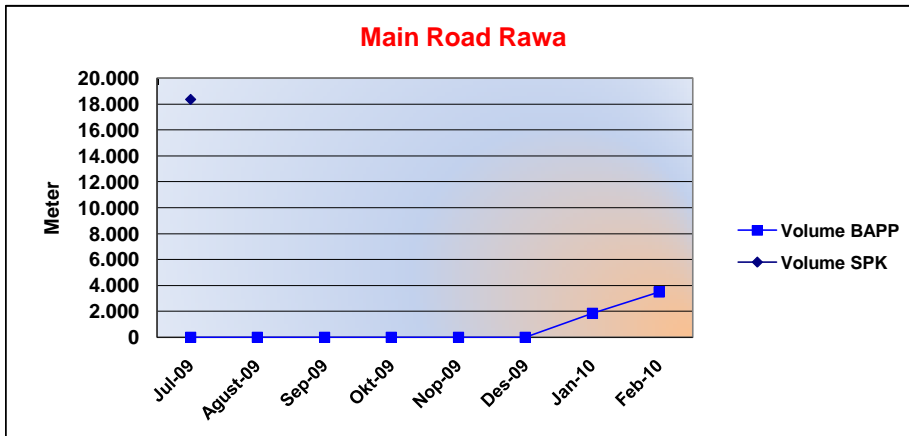
PROGRESS REPORT - Kebun Sapiri

| Jenis Pekerjaan | Unit | Vol SPK | Realisasi | % |
|-----------------|-------|-----------|-----------|-------|
| Parit 4 x 4 x 3 | Meter | 21.000,00 | 1.483,17 | 7,06% |



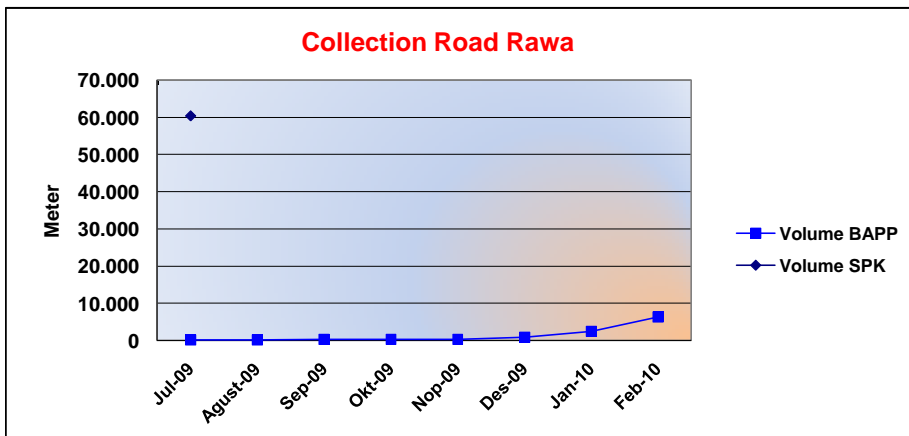
| Bulan | Hasil per Bulan | Kumulatif |
|----------|-----------------|-----------|
| Jul-09 | - | - |
| Agust-09 | - | - |
| Sep-09 | - | - |
| Okt-09 | - | - |
| Nop-09 | - | - |
| Des-09 | 1.129,21 | 1.129,21 |
| Jan-10 | 309,77 | 1.438,98 |
| Feb-10 | 44,19 | 1.483,17 |
| | 1.483,17 | |

| Jenis Pekerjaan | Unit | Vol SPK | Realisasi | % |
|-----------------|-------|-----------|-----------|--------|
| Main Road Rawa | Meter | 18.360,00 | 3.476,68 | 18,94% |



| Bulan | Hasil per Bulan | Kumulatif |
|----------|-----------------|-----------|
| Jul-09 | - | - |
| Agust-09 | - | - |
| Sep-09 | - | - |
| Okt-09 | - | - |
| Nop-09 | - | - |
| Des-09 | - | - |
| Jan-10 | 1.824,95 | 1.824,95 |
| Feb-10 | 1.651,73 | 3.476,68 |
| | 3.476,68 | |

| Jenis Pekerjaan | Unit | Vol SPK | Realisasi | % |
|----------------------|-------|-----------|-----------|--------|
| Collection Road Rawa | Meter | 60.480,00 | 6.345,34 | 10,49% |



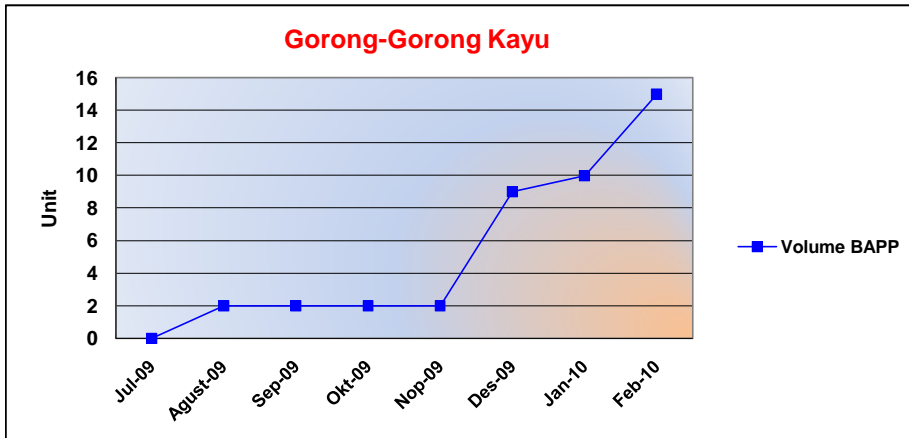
| Bulan | Hasil per Bulan | Kumulatif |
|----------|-----------------|-----------|
| Jul-09 | 149,33 | 149,33 |
| Agust-09 | 51,02 | 200,35 |
| Sep-09 | 69,75 | 270,10 |
| Okt-09 | - | 270,10 |
| Nop-09 | - | 270,10 |
| Des-09 | 645,26 | 915,36 |
| Jan-10 | 1.530,51 | 2.445,87 |
| Feb-10 | 3.899,47 | 6.345,34 |
| | 6.345,34 | |



PT. BUANA ADHITAMA

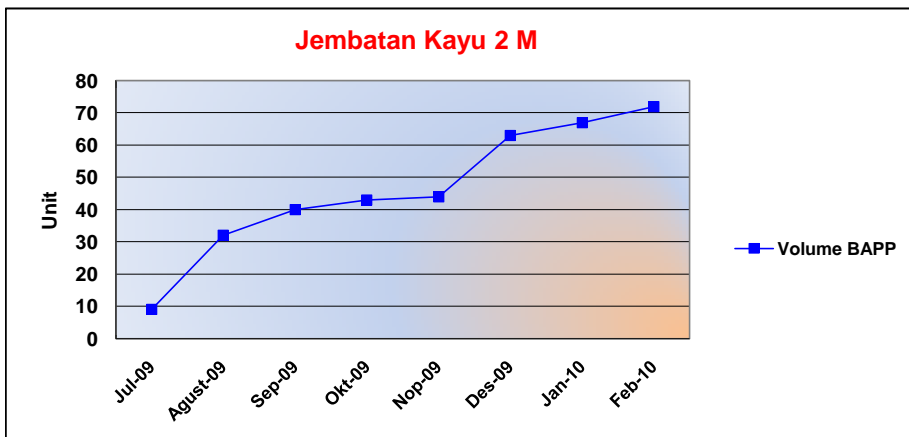
PROGRESS REPORT - Kebun Sapiri

| Jenis Pekerjaan | Unit | Vol SPK | Realisasi | % |
|--------------------|------|---------|-----------|-------|
| Gorong-gorong Kayu | Unit | - | 15,00 | 0,00% |



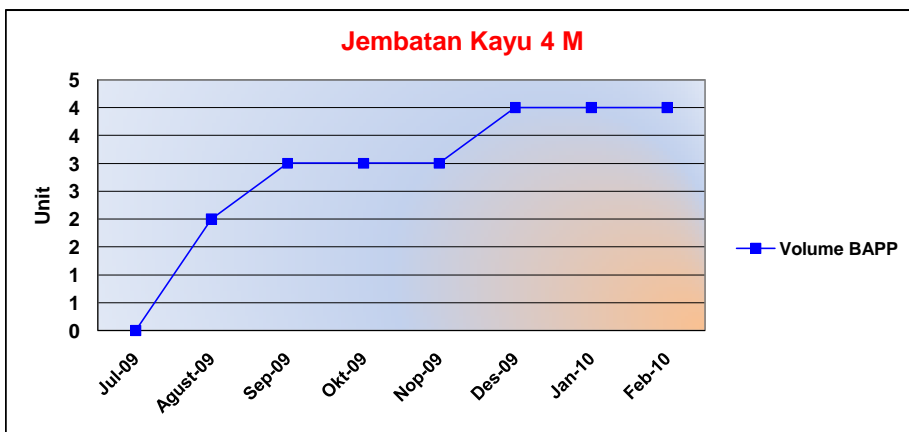
| Bulan | Hasil per Bulan | Kumulatif |
|----------|-----------------|-----------|
| Jul-09 | - | - |
| Agust-09 | 2,00 | 2,00 |
| Sep-09 | - | 2,00 |
| Okt-09 | - | 2,00 |
| Nop-09 | - | 2,00 |
| Des-09 | 7,00 | 9,00 |
| Jan-10 | 1,00 | 10,00 |
| Feb-10 | 5,00 | 15,00 |
| | 15,00 | |

| Jenis Pekerjaan | Unit | Vol SPK | Realisasi | % |
|-------------------|------|---------|-----------|-------|
| Jembatan Kayu 2 M | Unit | - | 72,00 | 0,00% |



| Bulan | Hasil per Bulan | Kumulatif |
|----------|-----------------|-----------|
| Jul-09 | 9,00 | 9,00 |
| Agust-09 | 23,00 | 32,00 |
| Sep-09 | 8,00 | 40,00 |
| Okt-09 | 3,00 | 43,00 |
| Nop-09 | 1,00 | 44,00 |
| Des-09 | 19,00 | 63,00 |
| Jan-10 | 4,00 | 67,00 |
| Feb-10 | 5,00 | 72,00 |
| | 72,00 | |

| Jenis Pekerjaan | Unit | Vol SPK | Realisasi | % |
|-------------------|------|---------|-----------|-------|
| Jembatan Kayu 4 M | Unit | - | 4,00 | 0,00% |



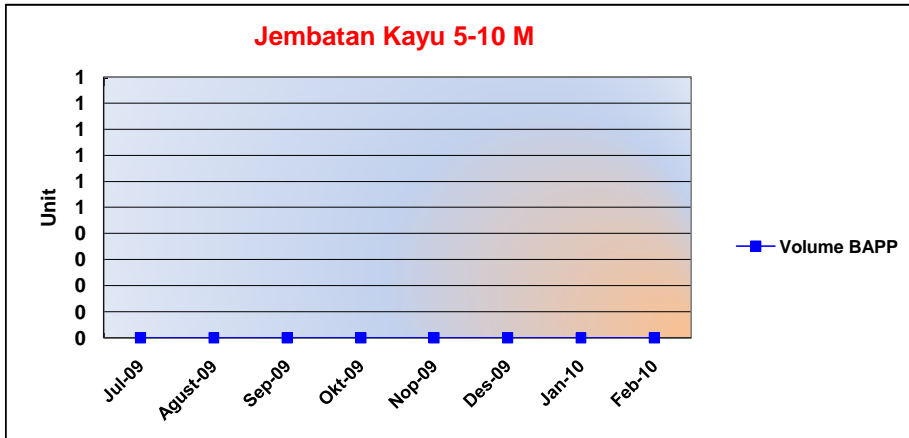
| Bulan | Hasil per Bulan | Kumulatif |
|----------|-----------------|-----------|
| Jul-09 | - | - |
| Agust-09 | 2,00 | 2,00 |
| Sep-09 | 1,00 | 3,00 |
| Okt-09 | - | 3,00 |
| Nop-09 | - | 3,00 |
| Des-09 | 1,00 | 4,00 |
| Jan-10 | - | 4,00 |
| Feb-10 | - | 4,00 |
| | 4,00 | |



PT. BUANA ADHITAMA

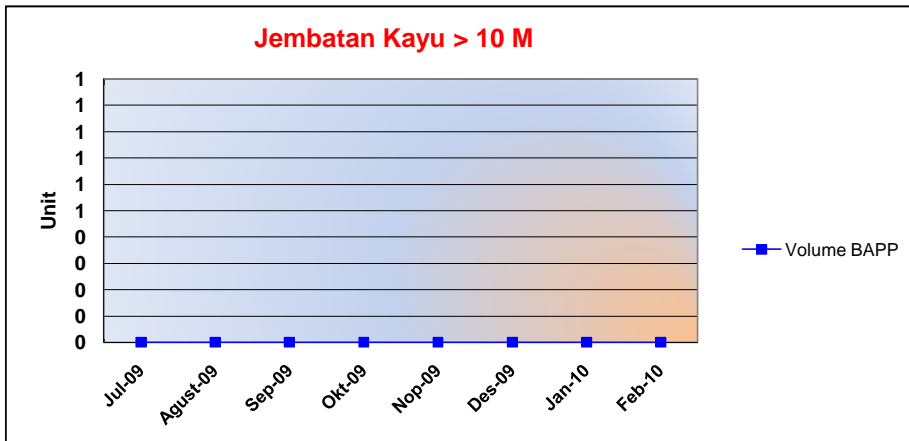
PROGRESS REPORT - Kebun Sapiri

| Jenis Pekerjaan | Unit | Vol SPK | Realisasi | % |
|----------------------|------|---------|-----------|-------|
| Jembatan Kayu 5-10 M | Unit | - | - | 0,00% |



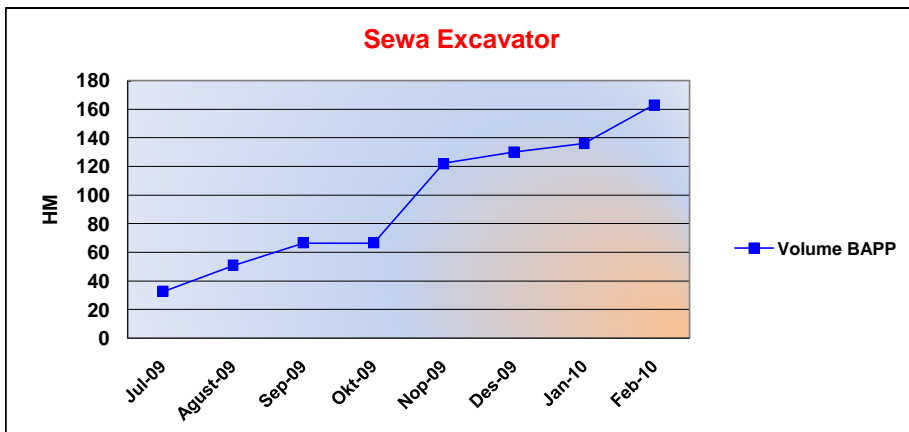
| Bulan | Hasil per Bulan | Kumulatif |
|----------|-----------------|-----------|
| Jul-09 | - | - |
| Agust-09 | - | - |
| Sep-09 | - | - |
| Okt-09 | - | - |
| Nop-09 | - | - |
| Des-09 | - | - |
| Jan-10 | - | - |
| Feb-10 | - | - |
| | - | - |

| Jenis Pekerjaan | Unit | Vol SPK | Realisasi | % |
|----------------------|------|---------|-----------|-------|
| Jembatan Kayu > 10 M | Unit | - | - | 0,00% |



| Bulan | Hasil per Bulan | Kumulatif |
|----------|-----------------|-----------|
| Jul-09 | - | - |
| Agust-09 | - | - |
| Sep-09 | - | - |
| Okt-09 | - | - |
| Nop-09 | - | - |
| Des-09 | - | - |
| Jan-10 | - | - |
| Feb-10 | - | - |
| | - | - |

| Jenis Pekerjaan | Unit | Vol SPK | Realisasi | % |
|-----------------|------|---------|-----------|-------|
| Sewa Excavator | HM | - | 162,90 | 0,00% |



| Bulan | Hasil per Bulan | Kumulatif |
|----------|-----------------|-----------|
| Jul-09 | 32,50 | 32,50 |
| Agust-09 | 18,30 | 50,80 |
| Sep-09 | 15,60 | 66,40 |
| Okt-09 | - | 66,40 |
| Nop-09 | 55,50 | 121,90 |
| Des-09 | 8,000 | 129,90 |
| Jan-10 | 6,00 | 135,90 |
| Feb-10 | 27,00 | 162,90 |
| | 162,90 | |