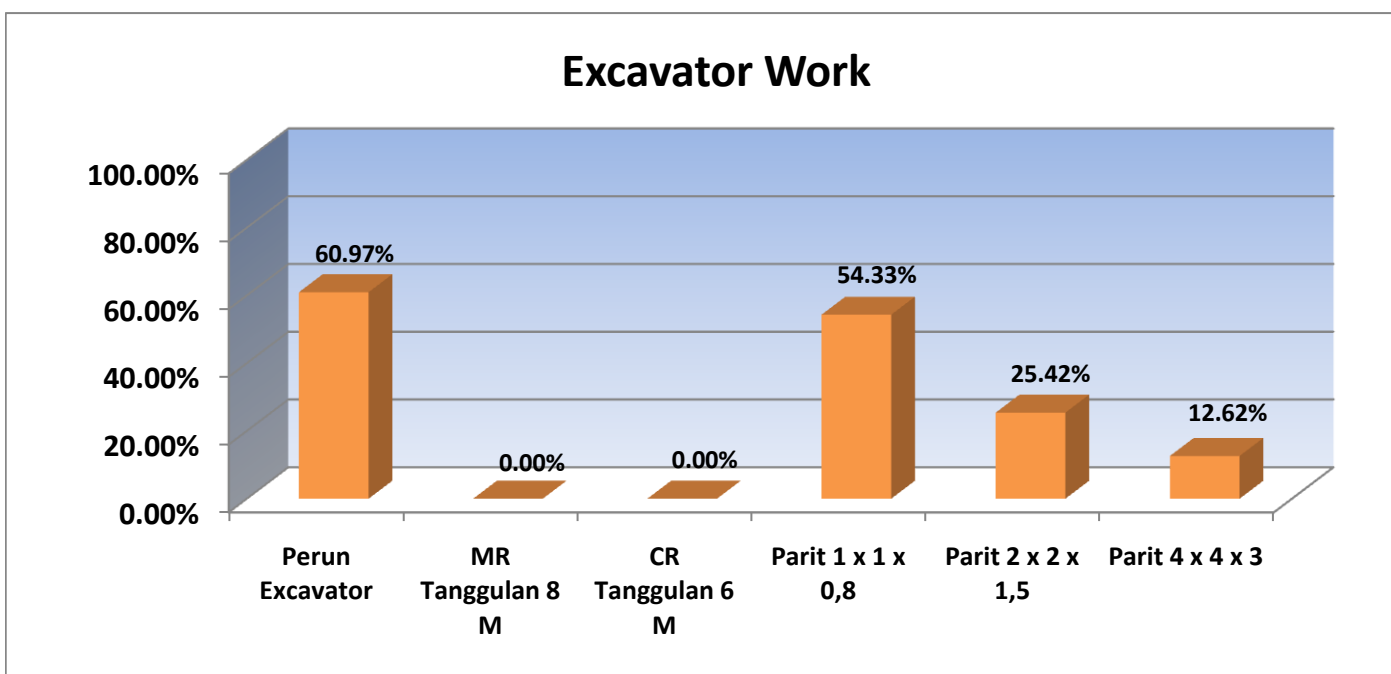
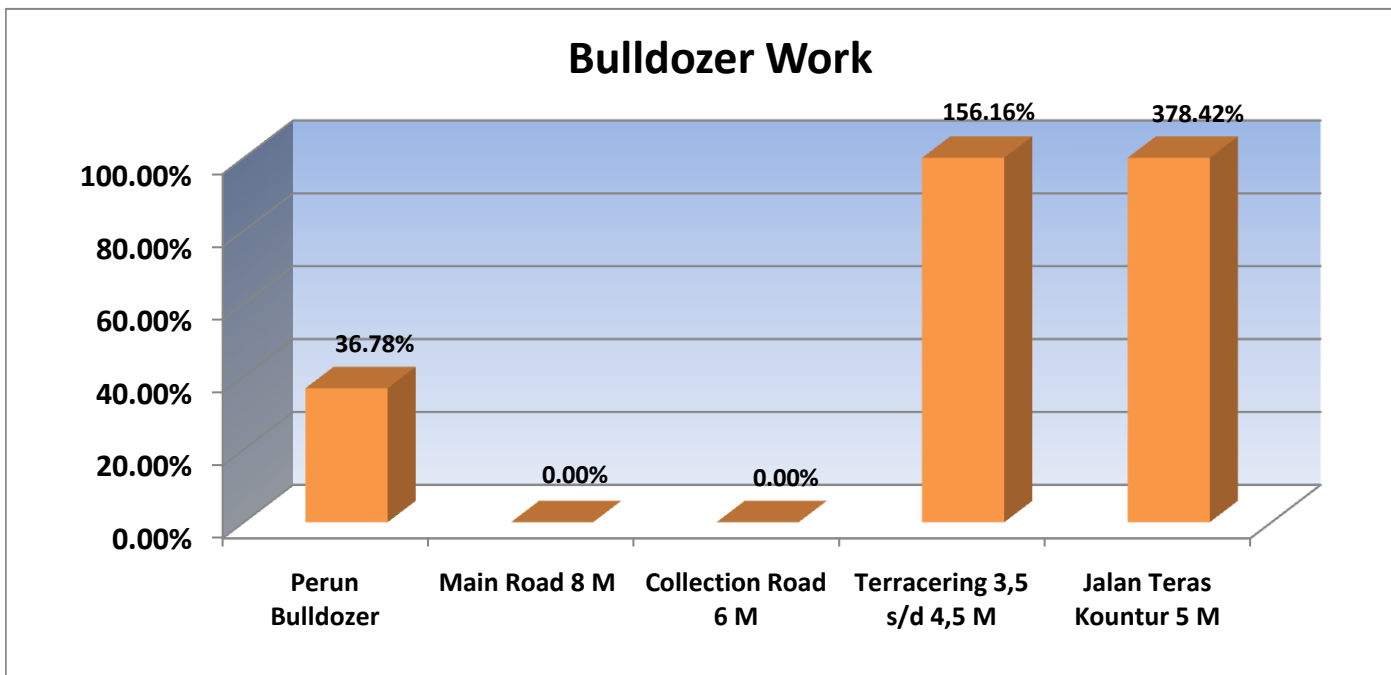




CLAIM SUMMARY - Bual Bual Estate

Contract No. :
1. IPS/CR/005/07/09

| Type of Work | Unit | SPK Vol | July 2009 - February 2010 Claim | March Claim | Total Claimed (July 2009 - March 2010) | % |
|---------------------------|-------|------------|---------------------------------|-------------|--|---------|
| Bulldozer | | | | | | |
| Perun Bulldozer | Ha | 2,250.00 | 482.75 | 344.79 | 827.54 | 36.78% |
| Main Road 9 M | Meter | - | - | - | - | - |
| Main Road 8 M | Meter | 22,500.00 | - | - | - | 0.00% |
| Collection Road 7 M | Meter | - | 11,595.00 | 869.00 | 12,464.00 | - |
| Collection Road 6 M | Meter | 74,500.00 | - | - | - | 0.00% |
| Collection Road 5 M | Meter | - | 32,128.00 | 1,472.00 | 33,600.00 | - |
| Terracering 3,5 s/d 4,5 M | Meter | 310,500.00 | 405,724.00 | 79,159.00 | 484,883.00 | 156.16% |
| Jalan Teras Kountur 7 M | Meter | - | - | - | - | - |
| Jalan Teras Kountur 5 M | Meter | 27,000.00 | 53,261.60 | 48,911.00 | 102,172.60 | 378.42% |
| Sewa Buldozer | HM | - | 1,424.54 | 93.50 | 1,518.04 | - |
| Excavator | | | | | | |
| Perun Excavator | Ha | 750.00 | 408.50 | 48.76 | 457.26 | 60.97% |
| MR Tanggulan 9 M | Meter | - | - | - | - | - |
| MR Tanggulan 8 M | Meter | 7,500.00 | - | - | - | 0.00% |
| CR Tanggulan 7 M | Meter | - | 2,905.00 | 230.00 | 3,135.00 | - |
| CR Tanggulan 6 M | Meter | 24,750.00 | - | - | - | 0.00% |
| CR Tanggulan 5 M | Meter | - | 9,625.00 | 1,723.00 | 11,348.00 | - |
| Parit 1 x 1 x 0,8 | Meter | 150,000.00 | 51,019.00 | 30,470.00 | 81,489.00 | 54.33% |
| Parit 2 x 2 x 1,5 | Meter | 75,000.00 | 14,727.00 | 4,339.00 | 19,066.00 | 25.42% |
| Parit 4 x 4 x 3 | Meter | 37,500.00 | 1,413.00 | 3,320.00 | 4,733.00 | 12.62% |
| Gorong-gorong | Unit | - | 66.00 | 59.00 | 125.00 | - |
| Jembatan 2 M | Unit | - | 65.00 | 23.00 | 88.00 | - |
| Jembatan 4 M | Unit | - | 12.00 | 5.00 | 17.00 | - |
| Jembatan 5-10 M | Unit | - | - | - | - | - |
| Sewa Excavator | HM | - | 1,821.30 | 320.90 | 2,142.20 | - |
| Imas Tumbang | Ha | 3,000.00 | 919.82 | 312.54 | 1,232.36 | 41.08% |

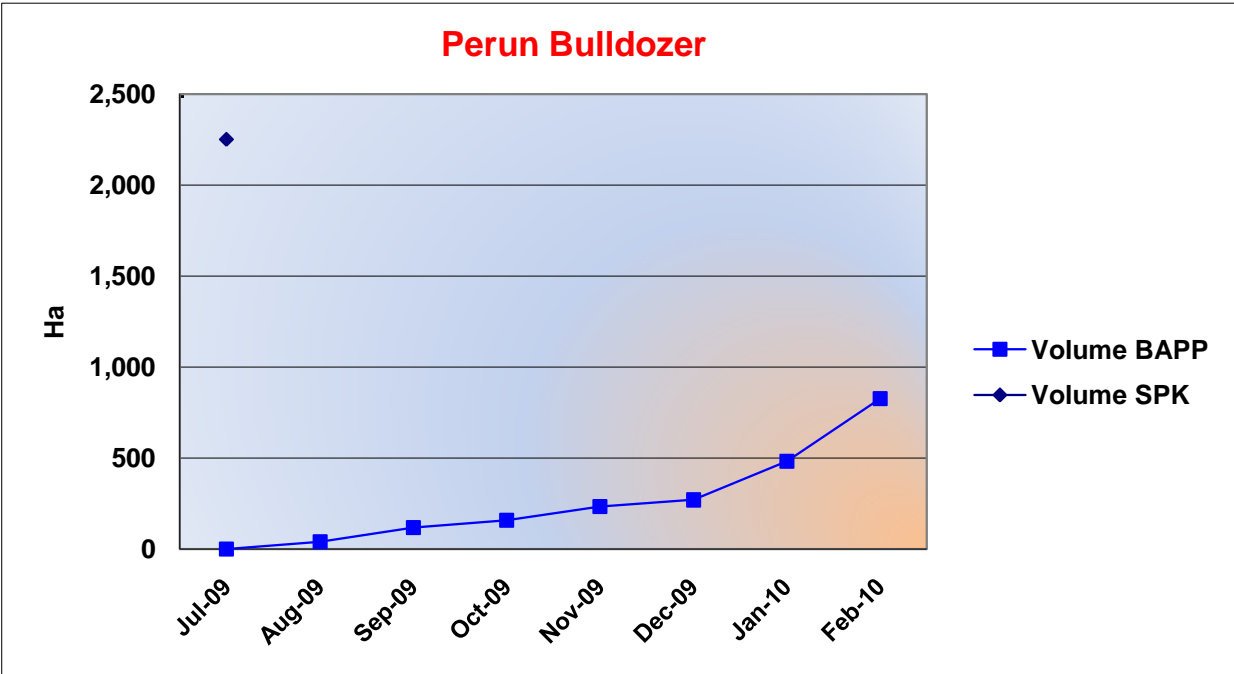




CLAIM SUMMARY - Bual Bual Estate

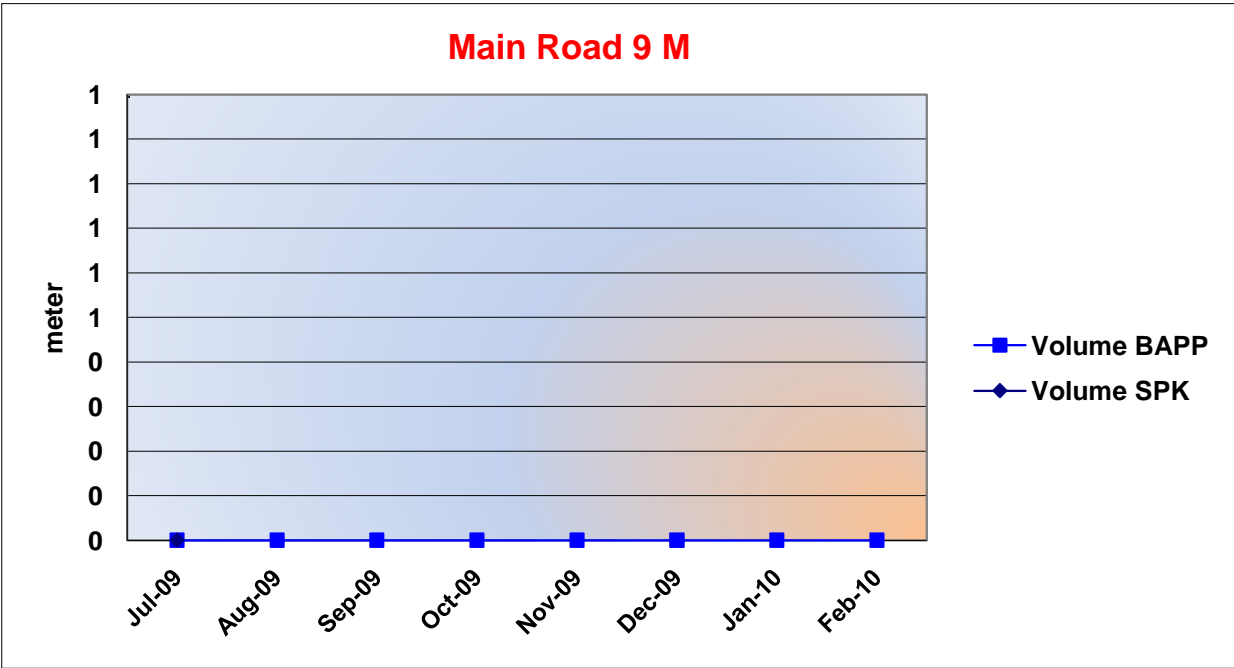
Chart & Detail Per Month

| Type of Work | SPK Vol (Ha) | Progress | % |
|-----------------|----------------|----------|--------|
| Perun Bulldozer | 2,250.00 | 827.54 | 36.78% |



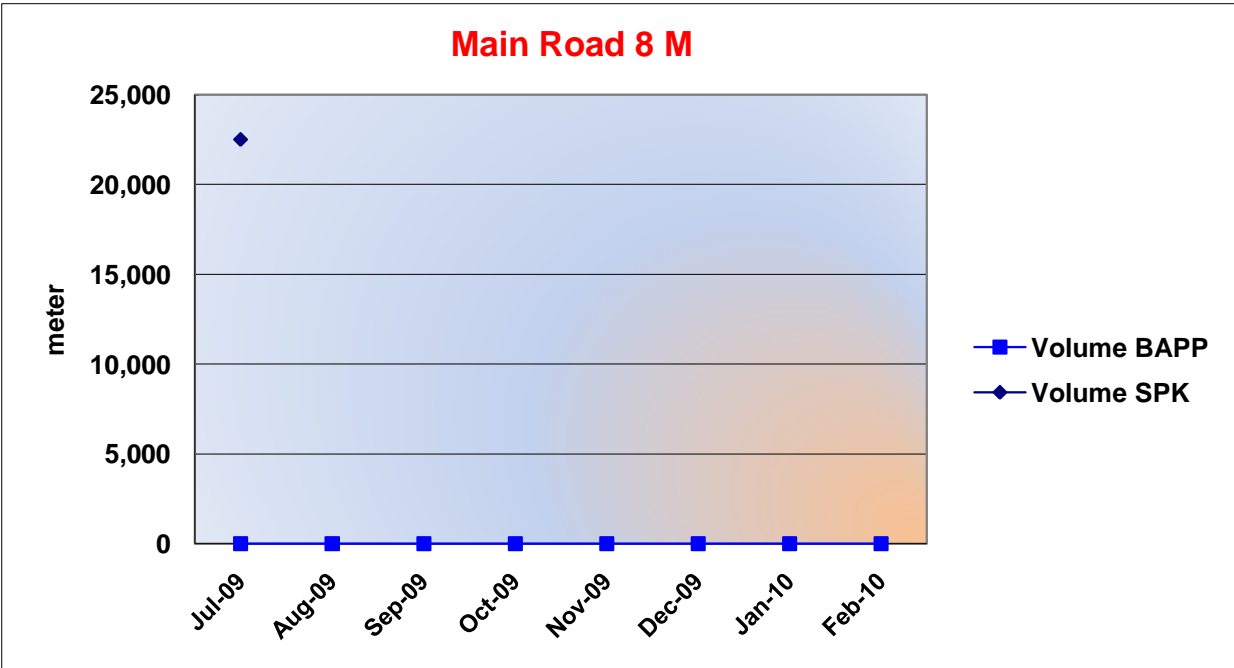
| Month | Monthly Progress | Accumulated |
|--------|------------------|-------------|
| Jul-09 | - | - |
| Aug-09 | 41.82 | 41.82 |
| Sep-09 | 76.56 | 118.38 |
| Oct-09 | 40.82 | 159.20 |
| Nov-09 | 75.22 | 234.42 |
| Dec-09 | 36.53 | 270.95 |
| Jan-10 | 211.80 | 482.75 |
| Feb-10 | 344.79 | 827.54 |
| | | |
| | | |
| | 827.54 | |

| Type of Work | SPK Vol (Meter) | Progress | % |
|---------------|-------------------|----------|-------|
| Main Road 9 M | - | - | 0.00% |



| Month | Monthly Progress | Accumulated |
|--------|------------------|-------------|
| Jul-09 | - | - |
| Aug-09 | - | - |
| Sep-09 | - | - |
| Oct-09 | - | - |
| Nov-09 | - | - |
| Dec-09 | - | - |
| Jan-10 | - | - |
| Feb-10 | - | - |
| | | |
| | | |
| | - | |

| Type of Work | SPK Vol (Meter) | Progress | % |
|---------------|-------------------|----------|-------|
| Main Road 8 M | 22,500.00 | - | 0.00% |

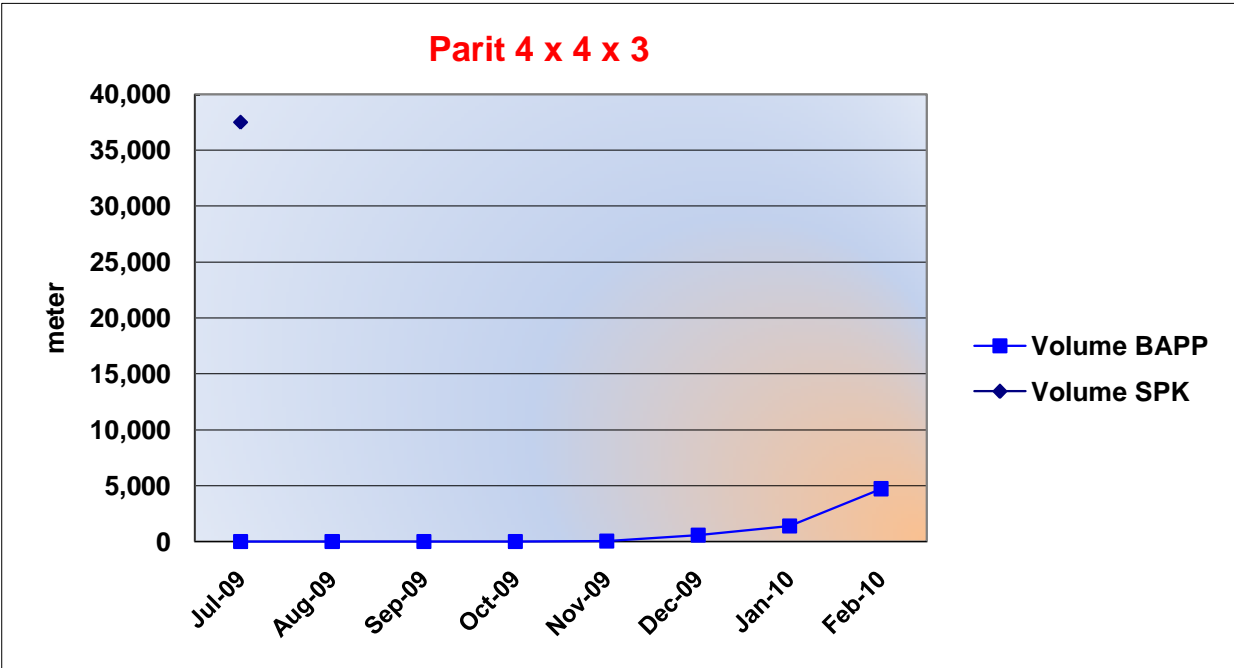


| Month | Monthly Progress | Accumulated |
|--------|------------------|-------------|
| Jul-09 | - | - |
| Aug-09 | - | - |
| Sep-09 | - | - |
| Oct-09 | - | - |
| Nov-09 | - | - |
| Dec-09 | - | - |
| Jan-10 | - | - |
| Feb-10 | - | - |
| | | |
| | | |
| | - | |



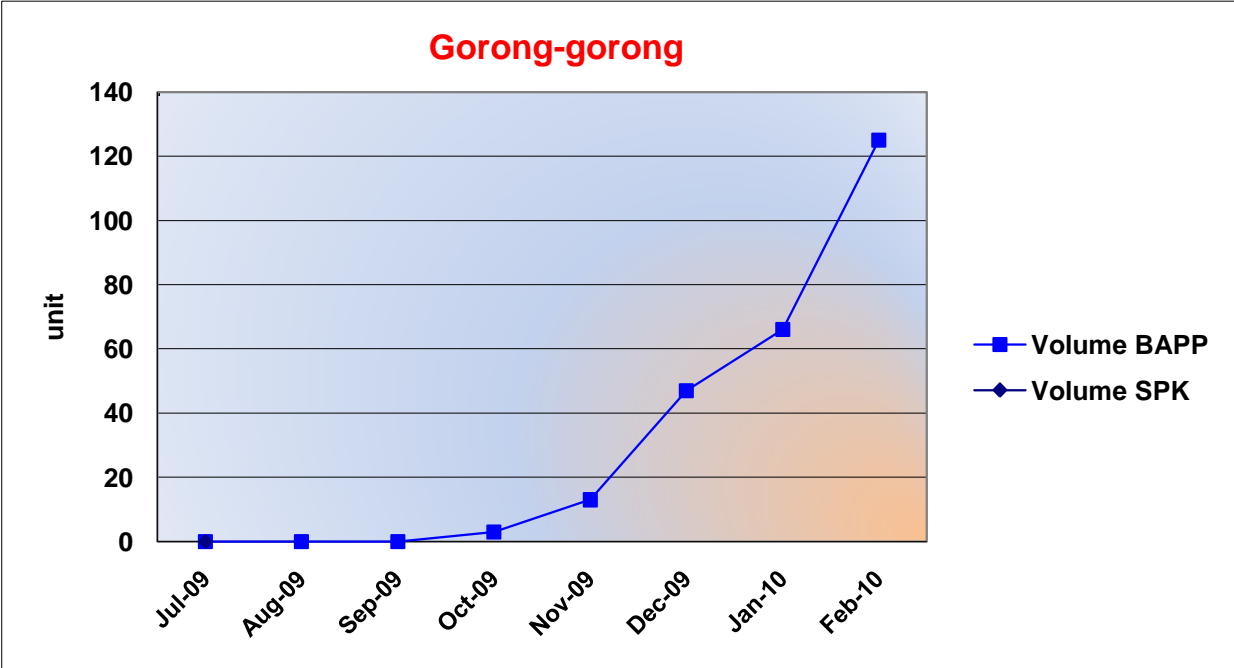
CLAIM SUMMARY - Bual Bual Estate

| Type of Work | SPK Vol (Meter) | Progress | % |
|-----------------|-------------------|----------|--------|
| Parit 4 x 4 x 3 | 37,500.00 | 4,733.00 | 12.62% |



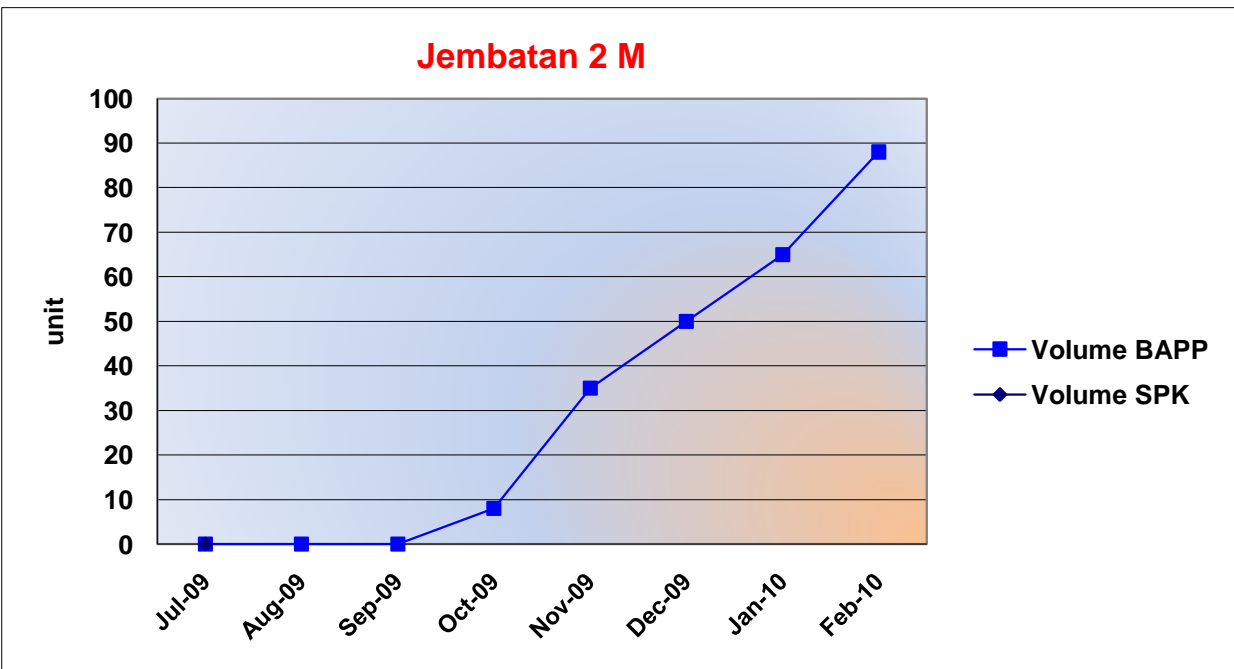
| Month | Monthly Progress | Accumulated |
|--------|------------------|-------------|
| Jul-09 | - | - |
| Aug-09 | - | - |
| Sep-09 | - | - |
| Oct-09 | - | - |
| Nov-09 | 61.00 | 61.00 |
| Dec-09 | 532.00 | 593.00 |
| Jan-10 | 820.00 | 1,413.00 |
| Feb-10 | 3,320.00 | 4,733.00 |
| | | |
| | | |
| | 4,733.00 | |

| Type of Work | SPK Vol (Unit) | Progress | % |
|---------------|------------------|----------|-------|
| Gorong-gorong | - | 125.00 | 0.00% |



| Month | Monthly Progress | Accumulated |
|--------|------------------|-------------|
| Jul-09 | - | - |
| Aug-09 | - | - |
| Sep-09 | - | - |
| Oct-09 | 3.00 | 3.00 |
| Nov-09 | 10.00 | 13.00 |
| Dec-09 | 34.00 | 47.00 |
| Jan-10 | 19.00 | 66.00 |
| Feb-10 | 59.00 | 125.00 |
| | | |
| | | |
| | 125.00 | |

| Type of Work | SPK Vol (Unit) | Progress | % |
|--------------|------------------|----------|-------|
| Jembatan 2 M | - | 88.00 | 0.00% |



| Month | Monthly Progress | Accumulated |
|--------|------------------|-------------|
| Jul-09 | - | - |
| Aug-09 | - | - |
| Sep-09 | - | - |
| Oct-09 | 8.00 | 8.00 |
| Nov-09 | 27.00 | 35.00 |
| Dec-09 | 15.00 | 50.00 |
| Jan-10 | 15.00 | 65.00 |
| Feb-10 | 23.00 | 88.00 |
| | | |
| | | |
| | 88.00 | |

