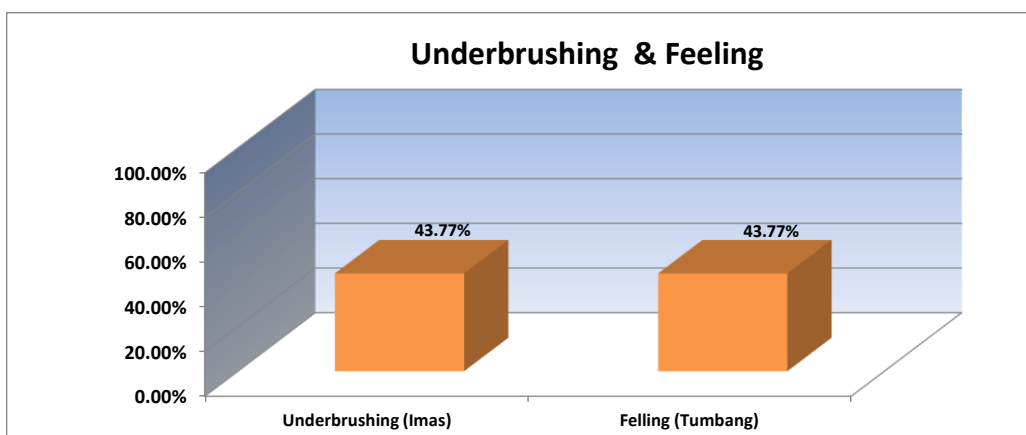
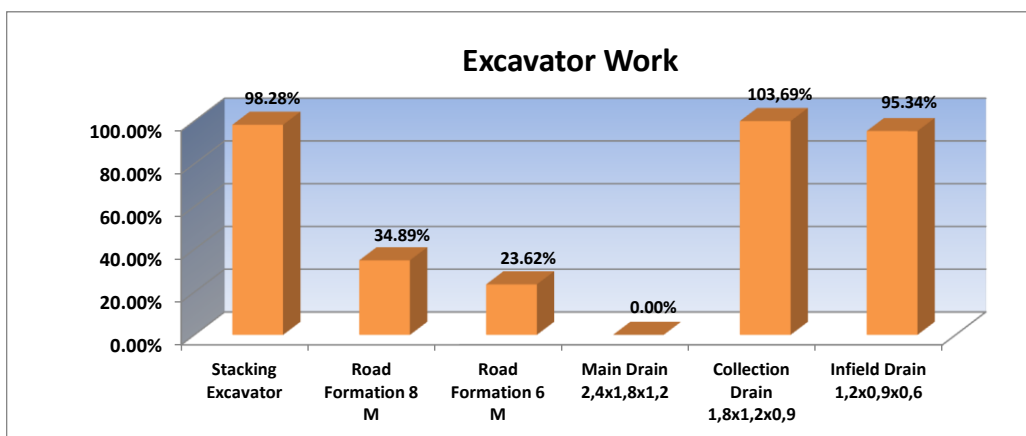
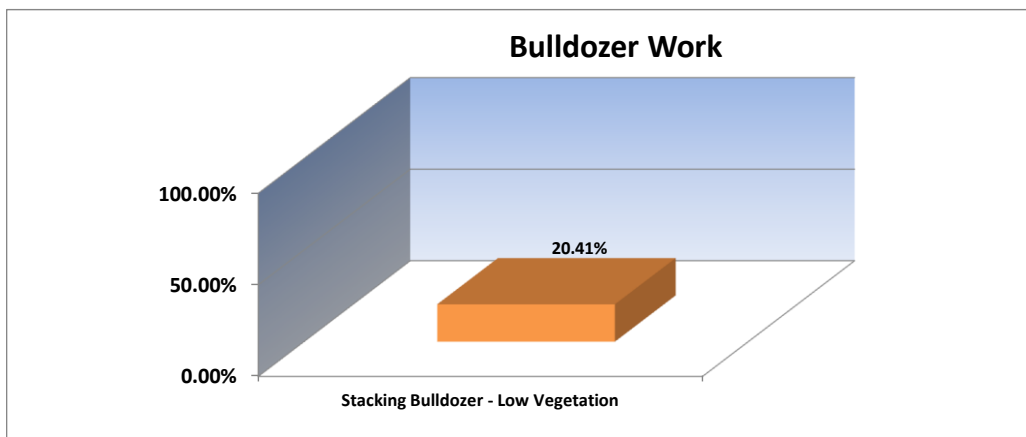




CLAIM SUMMARY KKP III

Contract No :
C&A. 1608.02/KKP3 - 070

Type of Work	Unit	SPK Vol	Feb - Sep 2011 Claim	October Claim	Total Claimed (Feb - Oct 2011)	%
Bulldozer						
Stacking Bulldozer - Low Vegetation	Ha	368.20	31.19	43.97	75.16	20.41%
Excavator						
Stacking Excavator	Ha	157.80	115.22	39.86	155.08	98.28%
Road Formation 8 M	Meter	5,260.00	1,585.00	250.00	1,835.00	34.89%
Road Formation 6 M	Meter	26,300.00	6,015.00	197.00	6,212.00	23.62%
Main Drain 2,4x1,8x1,2	Meter	2,630.00	-	-	-	0.00%
Collection Drain 1,8x1,2x0,9	Meter	13,150.00	12,814.00	821.00	13,635.00	103.69%
Infield Drain 1,2x0,9x0,6	Meter	81,512.00	68,049.00	9,661.00	77,710.00	95.34%
Underbrushing (Imas)	Ha	526.00	146.41	83.83	230.24	43.77%
Felling (Tumbang)	Ha	526.00	146.41	83.83	230.24	43.77%

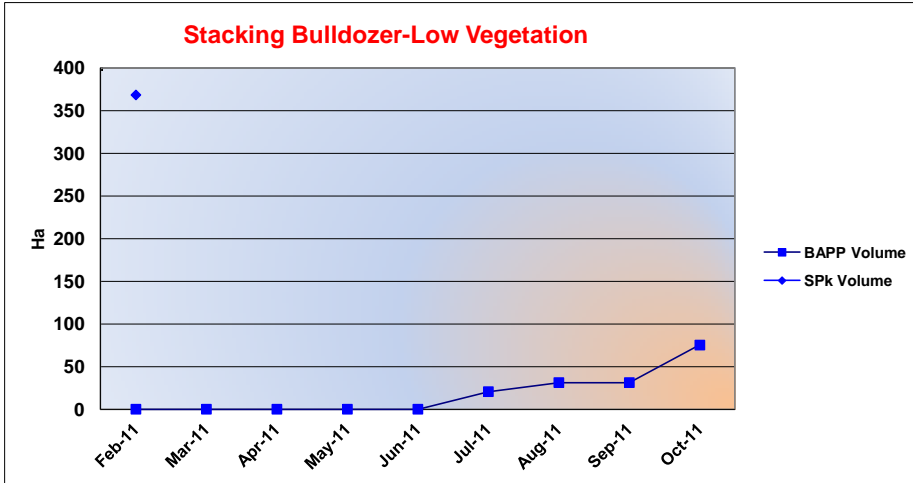




CLAIM SUMMARY KKP III

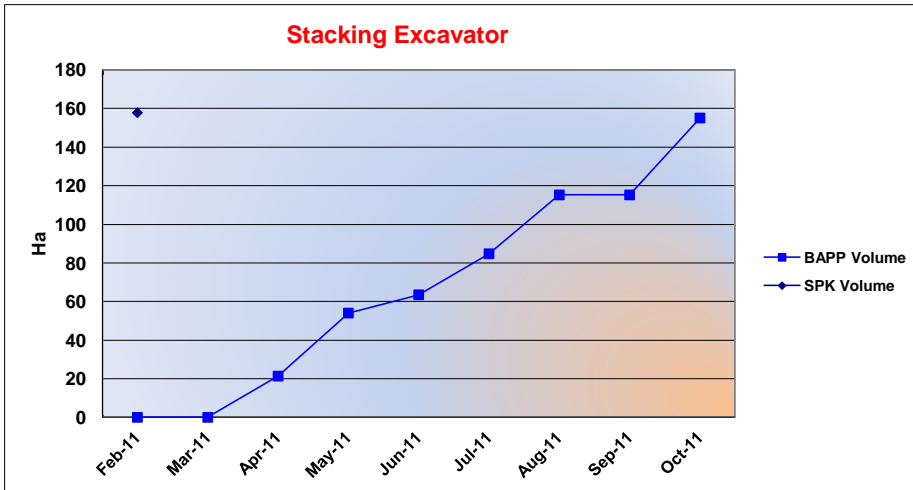
Chart & Detail Per Month

Type of Work	SPK Vol (Ha)	Progress	%
Stacking Bulldozer - Low Vegetation	368.20	75.16	20.41%



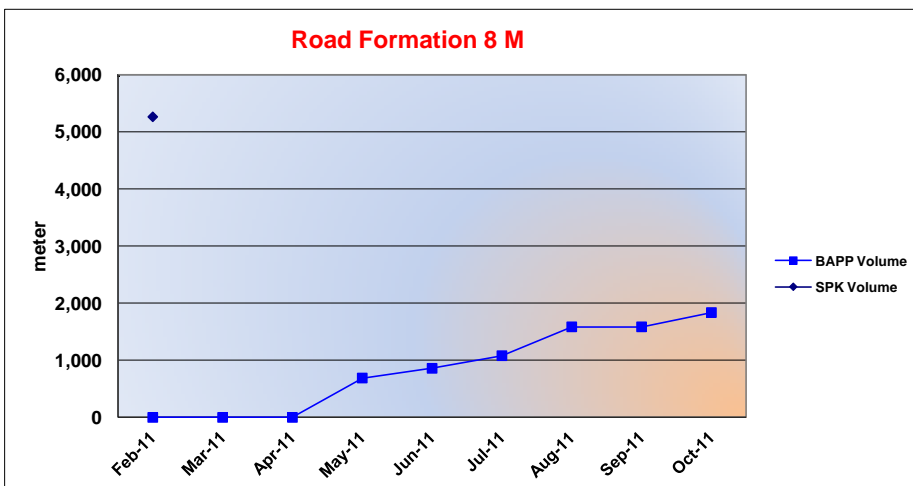
Month	Monthly Progress	Accumulated
Feb-11	-	-
Mar-11	-	-
Apr-11	-	-
May-11	-	-
Jun-11	-	-
Jul-11	20.55	20.55
Aug-11	10.64	31.19
Sep-11	-	31.19
Oct-11	43.97	75.16
Total	75.16	

Type of Work	SPK Vol (Ha)	Progress	%
Stacking Excavator	157.80	155.08	98.28%



Month	Monthly Progress	Accumulated
Feb-11	-	-
Mar-11	-	-
Apr-11	21.35	21.35
May-11	32.67	54.02
Jun-11	9.48	63.50
Jul-11	21.24	84.74
Aug-11	30.48	115.22
Sep-11	-	115.22
Oct-11	39.86	155.08
Total	155.08	

Type of Work	SPK Vol (Meter)	Progress	%
Road Formation 8 M	5,260.00	1,835.00	34.89%

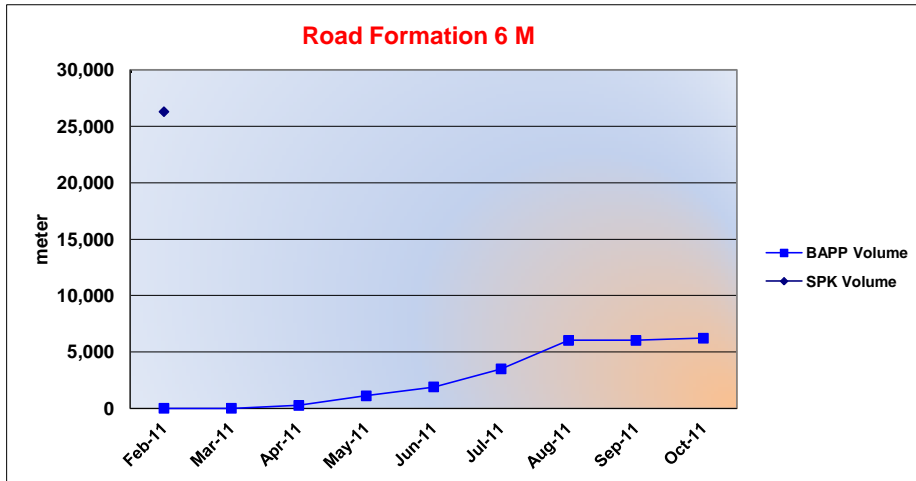


Month	Monthly Progress	Accumulated
Feb-11	-	-
Mar-11	-	-
Apr-11	-	-
May-11	689.00	689.00
Jun-11	170.00	859.00
Jul-11	221.00	1,080.00
Aug-11	505.00	1,585.00
Sep-11	-	1,585.00
Oct-11	250.00	1,835.00
Total	1,835.00	



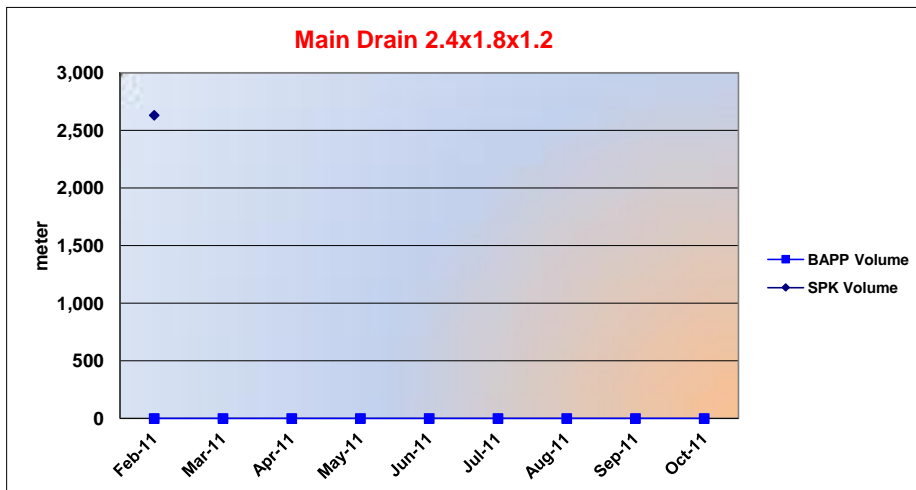
CLAIM SUMMARY KKP III

Type of Work	SPK Vol (Meter)	Progress	%
Road Formation 6 M	26,300.00	6,212.00	23.62%



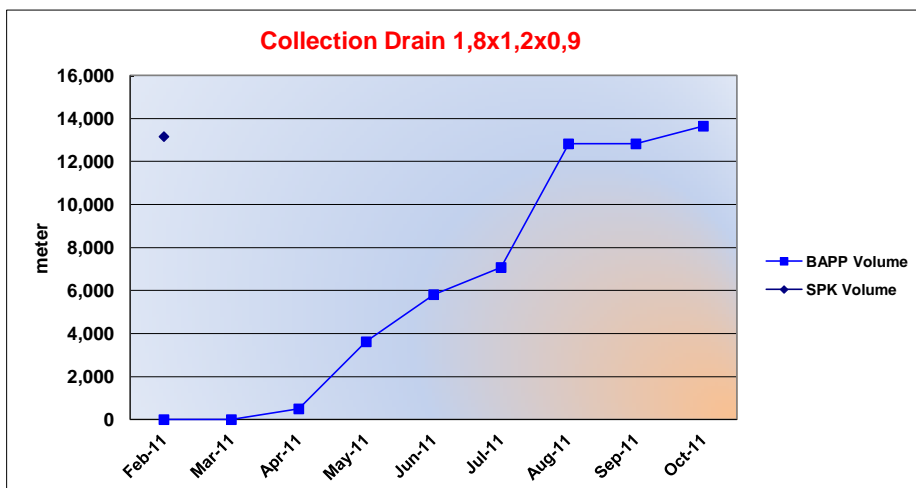
Month	Monthly Progress	Accumulated
Feb-11	-	-
Mar-11	-	-
Apr-11	249.00	249.00
May-11	849.00	1,098.00
Jun-11	796.00	1,894.00
Jul-11	1,598.00	3,492.00
Aug-11	2,523.00	6,015.00
Sep-11	-	6,015.00
Oct-11	197.00	6,212.00
Total	6,212.00	

Type of Work	SPK Vol (Meter)	Progress	%
Main Drain 2,4x1,8x1,2	2,630.00	-	0.00%



Month	Monthly Progress	Accumulated
Feb-11	-	-
Mar-11	-	-
Apr-11	-	-
May-11	-	-
Jun-11	-	-
Jul-11	-	-
Aug-11	-	-
Sep-11	-	-
Oct-11	-	-
Total	-	

Type of Work	SPK Vol (Meter)	Progress	%
Collection Drain 1,8x1,2x0,9	13,150.00	13,635.00	103.69%

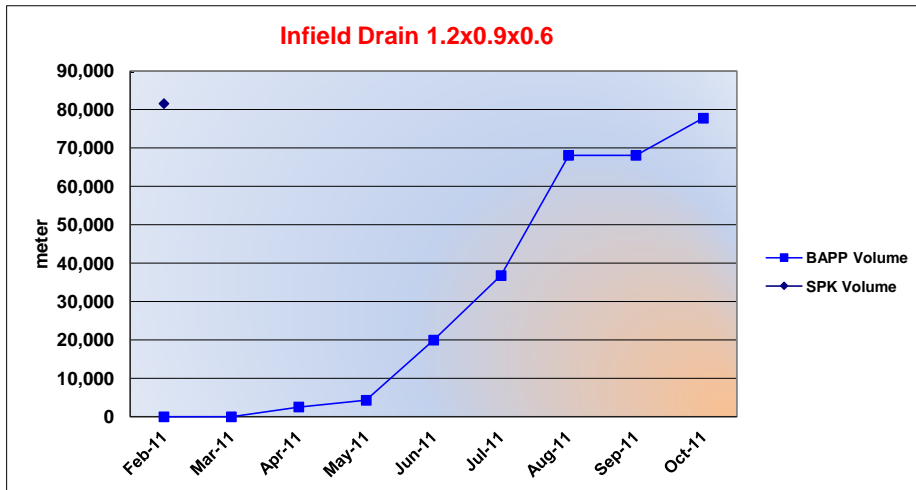


Month	Monthly Progress	Accumulated
Feb-11	-	-
Mar-11	-	-
Apr-11	499.00	499.00
May-11	3,118.00	3,617.00
Jun-11	2,191.00	5,808.00
Jul-11	1,262.00	7,070.00
Aug-11	5,744.00	12,814.00
Sep-11	-	12,814.00
Oct-11	821.00	13,635.00
Total	13,635.00	



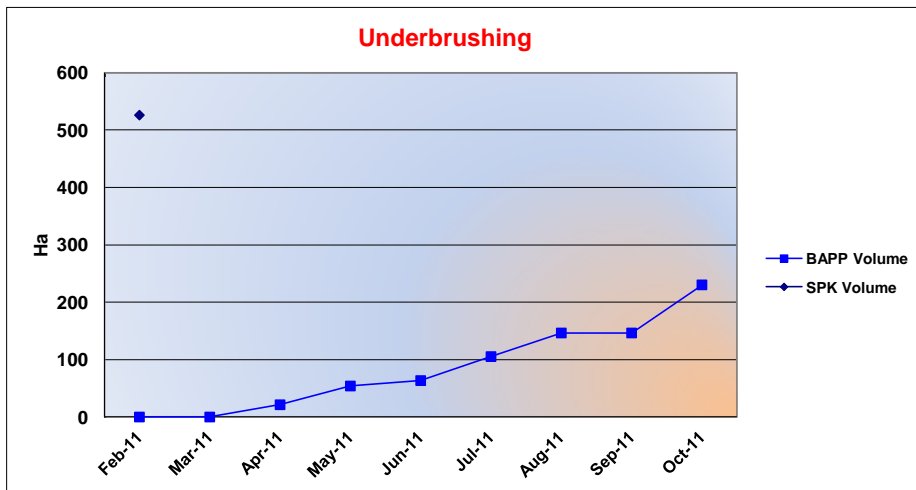
CLAIM SUMMARY KKP III

Type of Work	SPK Vol (Meter)	Progress	%
Infield Drain 1,2x0,9x0,6	81,512.00	77,710.00	95.34%



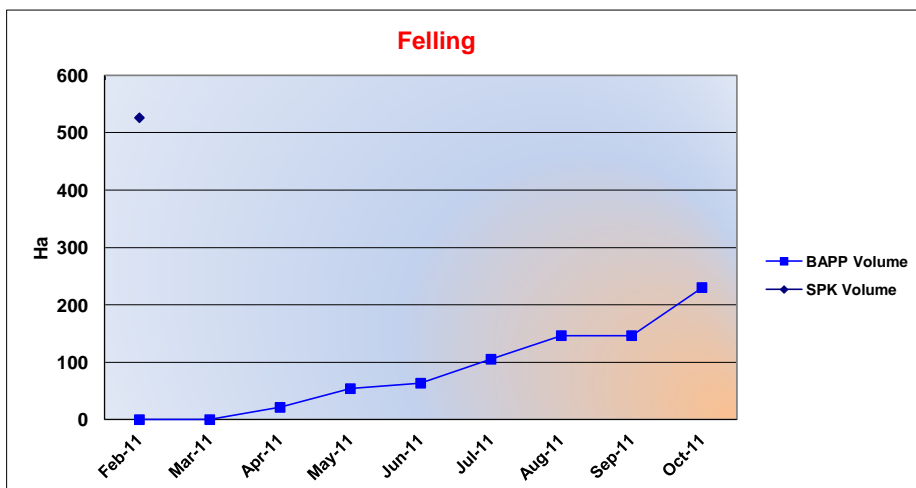
Month	Monthly Progress	Accumulated
Feb-11	-	-
Mar-11	-	-
Apr-11	2,560.00	2,560.00
May-11	1,738.00	4,298.00
Jun-11	15,666.00	19,964.00
Jul-11	16,794.00	36,758.00
Aug-11	31,291.00	68,049.00
Sep-11	-	68,049.00
Oct-11	9,661.00	77,710.00
Total	77,710.00	

Type of Work	SPK Vol (Ha)	Progress	%
Underbrushing (Imas)	526.00	230.24	43.77%



Month	Monthly Progress	Accumulated
Feb-11	-	-
Mar-11	-	-
Apr-11	21.35	21.35
May-11	32.67	54.02
Jun-11	9.48	63.50
Jul-11	41.79	105.29
Aug-11	41.12	146.41
Sep-11	-	146.41
Oct-11	83.83	230.24
Total	230.24	

Type of Work	SPK Vol (Ha)	Progress	%
Felling (Tumbang)	526.00	230.24	43.77%



Month	Monthly Progress	Accumulated
Feb-11	-	-
Mar-11	-	-
Apr-11	21.35	21.35
May-11	32.67	54.02
Jun-11	9.48	63.50
Jul-11	41.79	105.29
Aug-11	41.12	146.41
Sep-11	-	146.41
Oct-11	83.83	230.24
Total	230.24	