

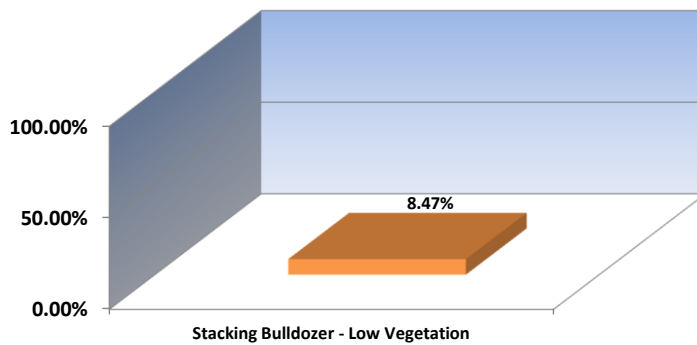


CLAIM SUMMARY KKP III

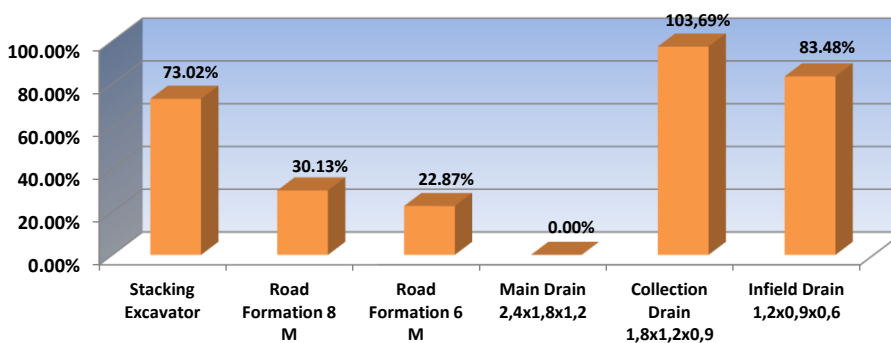
Contract No :
C&A. 1608.02/KKP3 - 070

Type of Work	Unit	SPK Vol	Feb - Aug 2011 Claim	September Claim	Total Claimed (Feb - Sep 2011)	%
Bulldozer						
Stacking Bulldozer - Low Vegetation	Ha	368.20	31.19	-	31.19	8.47%
Excavator						
Stacking Excavator	Ha	157.80	115.22	-	115.22	73.02%
Road Formation 8 M	Meter	5,260.00	1,585.00	-	1,585.00	30.13%
Road Formation 6 M	Meter	26,300.00	6,015.00	-	6,015.00	22.87%
Main Drain 2,4x1,8x1,2	Meter	2,630.00	-	-	-	0.00%
Collection Drain 1,8x1,2x0,9	Meter	13,150.00	12,814.00	-	12,814.00	97.44%
Infield Drain 1,2x0,9x0,6	Meter	81,512.00	68,049.00	-	68,049.00	83.48%
Underbrushing (Imas)	Ha	526.00	146.41	-	146.41	27.83%
Felling (Tumbang)	Ha	526.00	146.41	-	146.41	27.83%

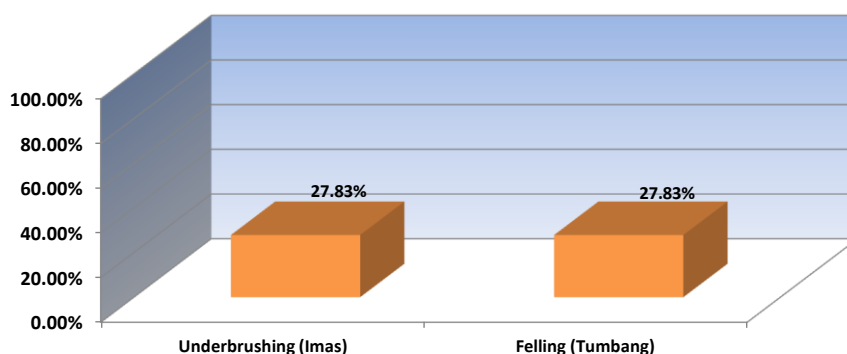
Bulldozer Work



Excavator Work



Underbrushing & Feeling

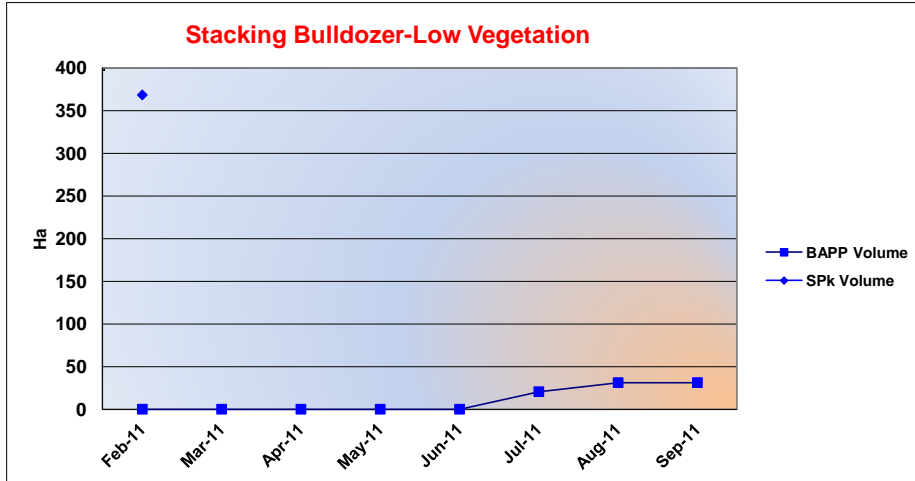




CLAIM SUMMARY KKP III

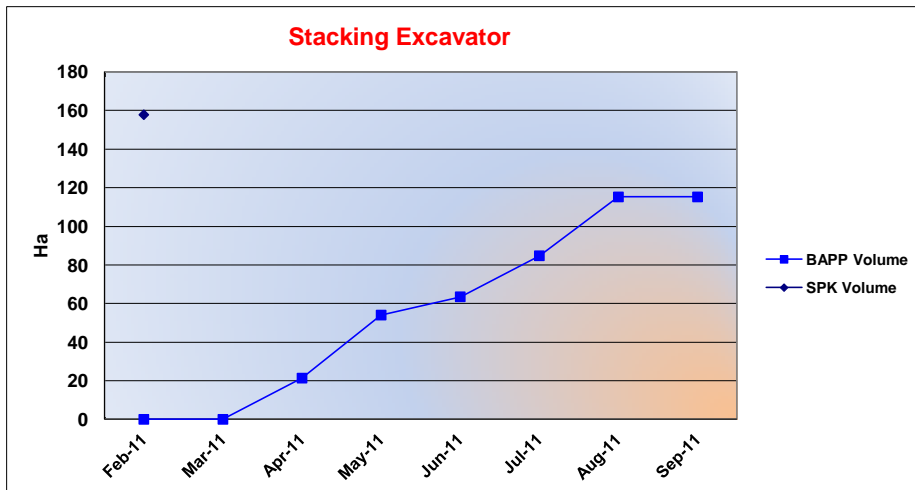
Chart & Detail Per Month

Type of Work	SPK Vol (Ha)	Progress	%
Stacking Bulldozer - Low Vegetation	368.20	31.19	8.47%



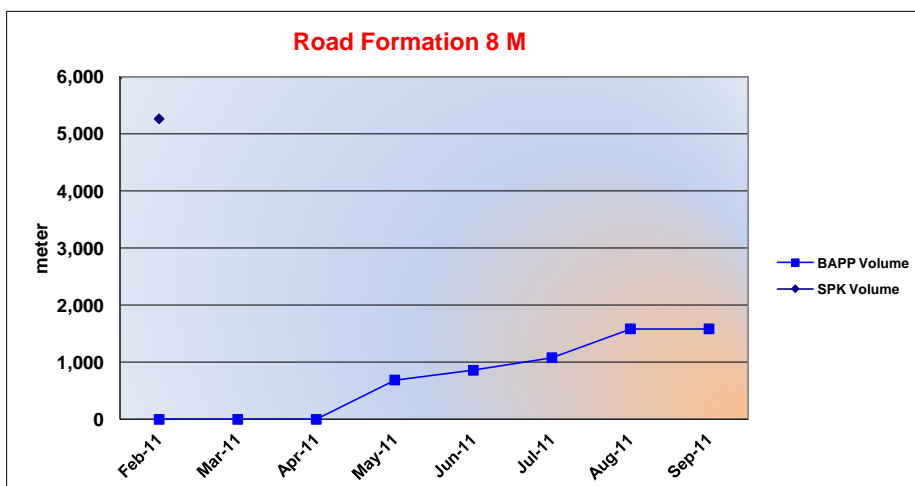
Month	Monthly Progress	Accumulated
Feb-11	-	-
Mar-11	-	-
Apr-11	-	-
May-11	-	-
Jun-11	-	-
Jul-11	20.55	20.55
Aug-11	10.64	31.19
Sep-11	-	31.19
Total	31.19	

Type of Work	SPK Vol (Ha)	Progress	%
Stacking Excavator	157.80	115.22	73.02%



Month	Monthly Progress	Accumulated
Feb-11	-	-
Mar-11	-	-
Apr-11	21.35	21.35
May-11	32.67	54.02
Jun-11	9.48	63.50
Jul-11	21.24	84.74
Aug-11	30.48	115.22
Sep-11	-	115.22
Total	115.22	

Type of Work	SPK Vol (Meter)	Progress	%
Road Formation 8 M	5,260.00	1,585.00	30.13%

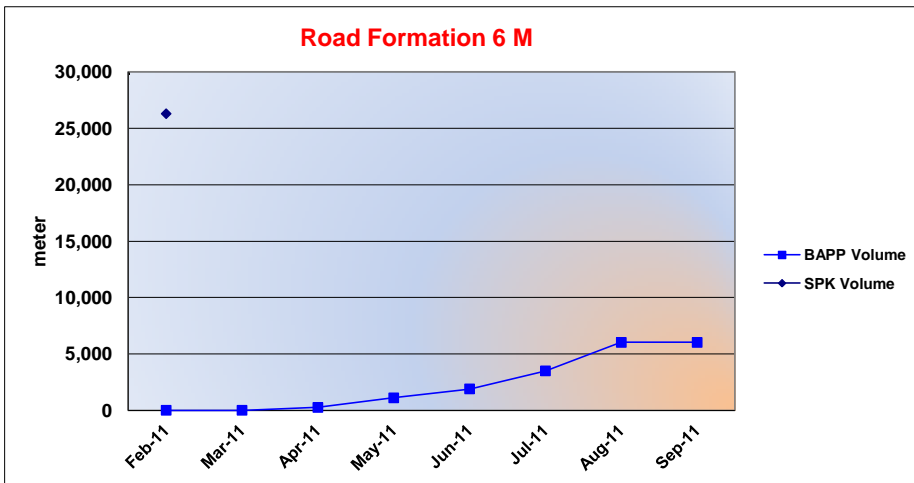


Month	Monthly Progress	Accumulated
Feb-11	-	-
Mar-11	-	-
Apr-11	-	-
May-11	689.00	689.00
Jun-11	170.00	859.00
Jul-11	221.00	1,080.00
Aug-11	505.00	1,585.00
Sep-11	-	1,585.00
Total	1,585.00	



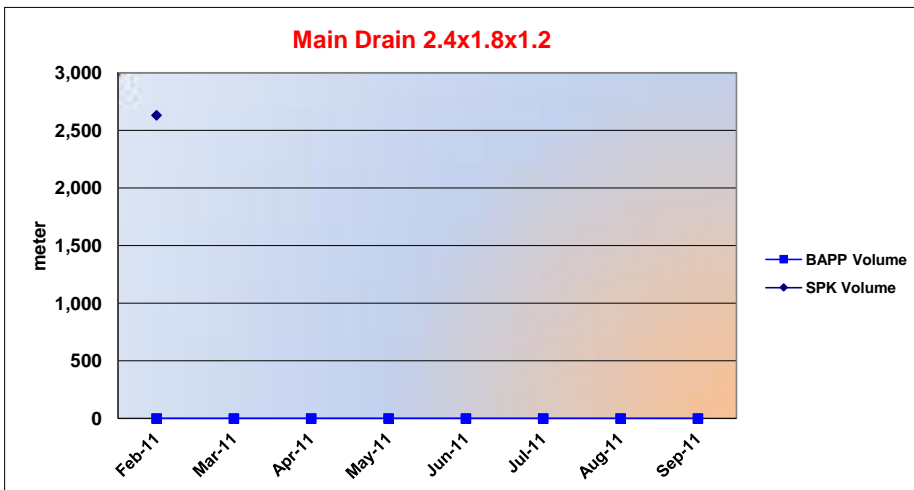
CLAIM SUMMARY KKP III

Type of Work	SPK Vol (Meter)	Progress	%
Road Formation 6 M	26,300.00	6,015.00	22.87%



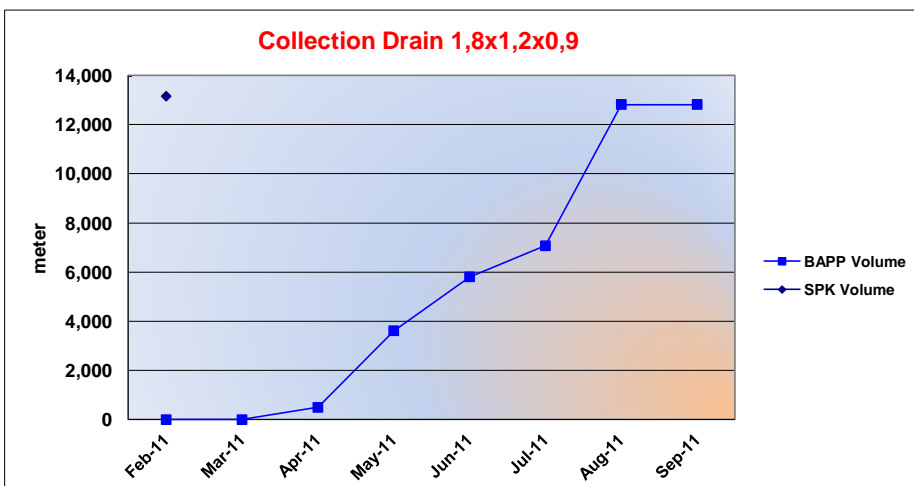
Month	Monthly Progress	Accumulated
Feb-11	-	-
Mar-11	-	-
Apr-11	249.00	249.00
May-11	849.00	1,098.00
Jun-11	796.00	1,894.00
Jul-11	1,598.00	3,492.00
Aug-11	2,523.00	6,015.00
Sep-11	-	6,015.00
Total	6,015.00	

Type of Work	SPK Vol (Meter)	Progress	%
Main Drain 2,4x1,8x1,2	2,630.00	-	0.00%



Month	Monthly Progress	Accumulated
Feb-11	-	-
Mar-11	-	-
Apr-11	-	-
May-11	-	-
Jun-11	-	-
Jul-11	-	-
Aug-11	-	-
Sep-11	-	-
Total	-	

Type of Work	SPK Vol (Meter)	Progress	%
Collection Drain 1,8x1,2x0,9	13,150.00	12,814.00	97.44%

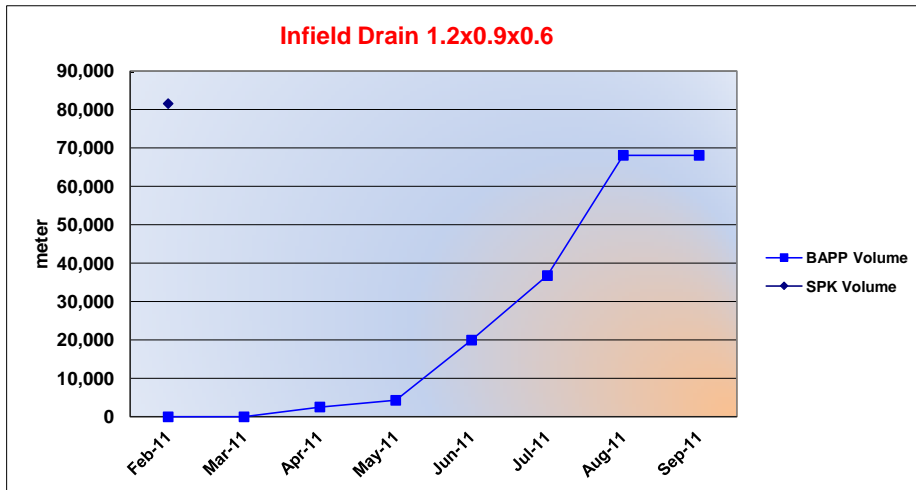


Month	Monthly Progress	Accumulated
Feb-11	-	-
Mar-11	-	-
Apr-11	499.00	499.00
May-11	3,118.00	3,617.00
Jun-11	2,191.00	5,808.00
Jul-11	1,262.00	7,070.00
Aug-11	5,744.00	12,814.00
Sep-11	-	12,814.00
Total	12,814.00	



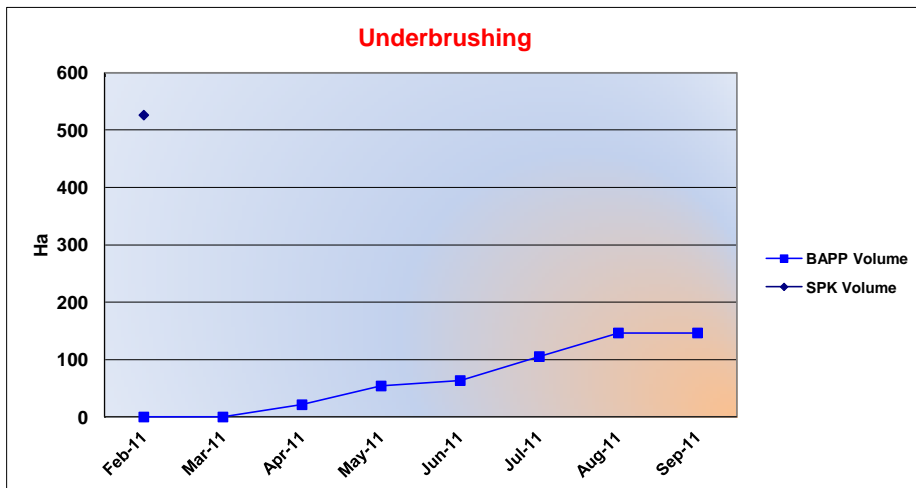
CLAIM SUMMARY KKP III

Type of Work	SPK Vol (Meter)	Progress	%
Infield Drain 1,2x0,9x0,6	81,512.00	68,049.00	83.48%



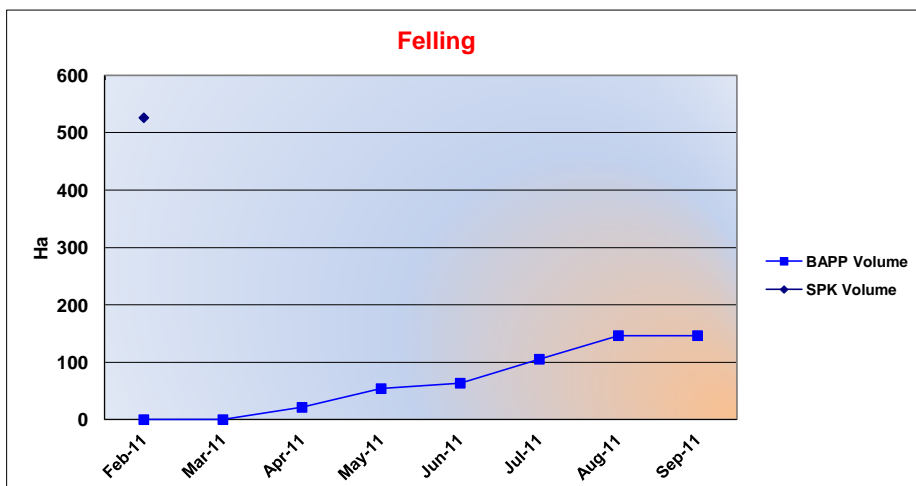
Month	Monthly Progress	Accumulated
Feb-11	-	-
Mar-11	-	-
Apr-11	2,560.00	2,560.00
May-11	1,738.00	4,298.00
Jun-11	15,666.00	19,964.00
Jul-11	16,794.00	36,758.00
Aug-11	31,291.00	68,049.00
Sep-11	-	68,049.00
Total	68,049.00	

Type of Work	SPK Vol (Ha)	Progress	%
Underbrushing (Imas)	526.00	146.41	27.83%



Month	Monthly Progress	Accumulated
Feb-11	-	-
Mar-11	-	-
Apr-11	21.35	21.35
May-11	32.67	54.02
Jun-11	9.48	63.50
Jul-11	41.79	105.29
Aug-11	41.12	146.41
Sep-11	-	146.41
Total	146.41	

Type of Work	SPK Vol (Ha)	Progress	%
Felling (Tumbang)	526.00	146.41	27.83%



Month	Monthly Progress	Accumulated
Feb-11	-	-
Mar-11	-	-
Apr-11	21.35	21.35
May-11	32.67	54.02
Jun-11	9.48	63.50
Jul-11	41.79	105.29
Aug-11	41.12	146.41
Sep-11	-	146.41
Total	146.41	