



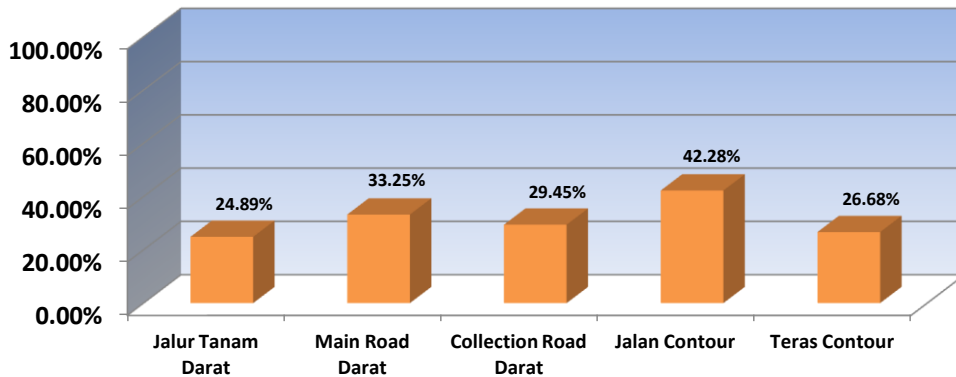
**PROGRESS REPORT - Kebun Belian**

KONTRAK NO :

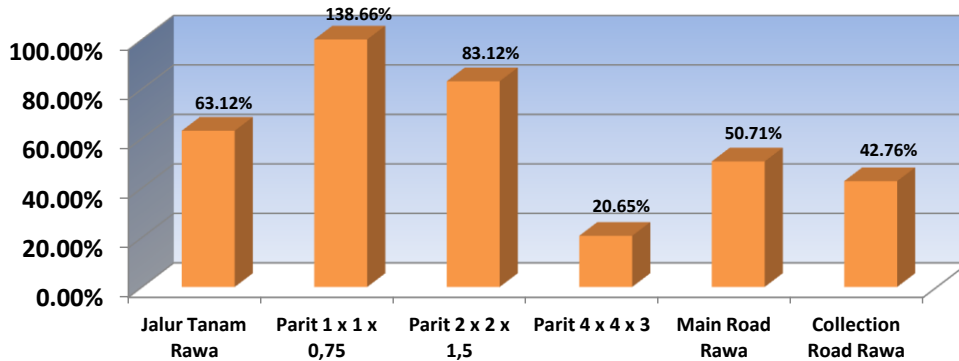
1. SPK No. BLNE/JKTO/11/07/029 - Jalur Tanam, BPRT, & PJLN
2. SPK No. BLNE/JKTO/11/07/031 - SWAB
3. SPK No. BLNE/JKTO/11/07/028 - Imas Tumbang
4. SPK No. BLNE/JKTO/11/07/030 - Penyiapan Lahan Bibitan

Jenis Pekerjaan	Unit	Vol SPK 20 Nop '07 s.d 01 April '11	Realisasi			%
			AKUMULASI s.d BULAN LALU	BAPP Februari 2011	s.d BAPP Februari 2011	
<b>Bulldozer</b>						
Jalur Tanam Darat	Ha	8,100.00	1,992.86	23.60	2,016.46	24.89%
Main Road Darat	Meter	66,402.00	21,223.08	856.57	22,079.65	33.25%
Collection Road Darat	Meter	218,085.00	63,422.72	793.43	64,216.15	29.45%
Jalan Contour	Meter	111,300.00	44,755.53	2,297.97	47,053.50	42.28%
Teras Contour	Meter	1,605,600.00	415,493.73	12,876.44	428,370.17	26.68%
Sewa Bulldozer	HM	-	13,205.80	619.70	13,825.50	
<b>Excavator</b>						
Jalur Tanam Rawa	Ha	1,900.00	1,175.73	23.56	1,199.29	63.12%
Parit 1 x 1 x 0,75	Meter	184,100.00	249,415.49	5,859.50	255,274.99	138.66%
Parit 2 x 2 x 1,5	Meter	100,000.00	82,331.60	786.86	83,118.46	83.12%
Parit 4 x 4 x 3	Meter	42,050.00	8,684.98	-	8,684.98	20.65%
Main Road Rawa	Meter	19,380.00	9,116.30	711.94	9,828.24	50.71%
Collection Road Rawa	Meter	63,650.00	26,637.79	577.18	27,214.97	42.76%
Gorong-gorong	Unit	-	170.00	3.00	173.00	
Jembatan 2 M	Unit	-	385.00	11.00	396.00	
Jembatan 4 M	Unit	-	49.00	5.00	54.00	
Jembatan 5-10 M	Unit	-	-	-	-	
Jembatan > 10 M	Unit	-	-	-	-	
Sewa Excavator	HM	-	18,369.80	1,935.20	20,305.00	
Imas/Tumbang	Ha	10,000.00	2,886.86	-	2,886.86	28.87%
Perataan Tapak Bibitan	Ha	80.00	63.82	-	63.82	79.78%

**Pekerjaan Bulldozer**



**Pekerjaan Excavator**

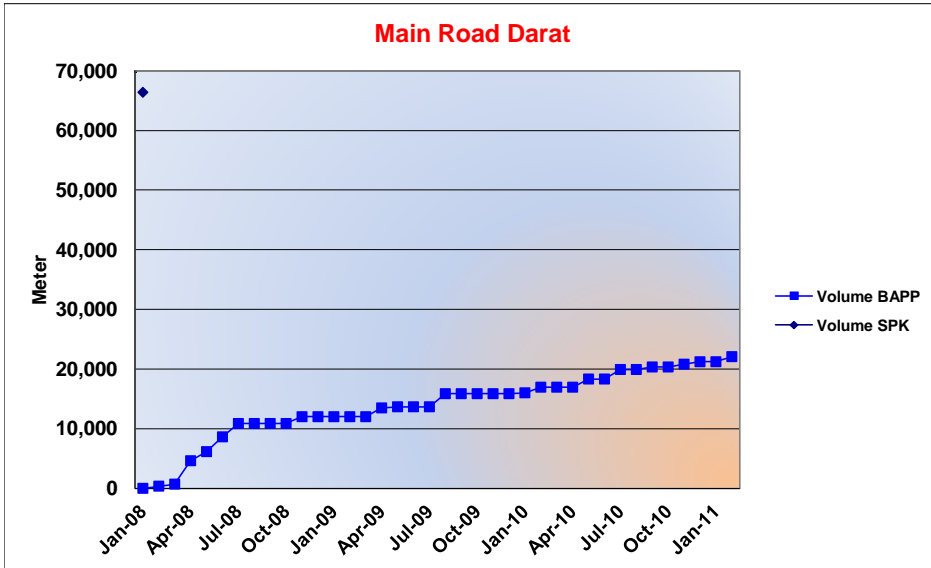






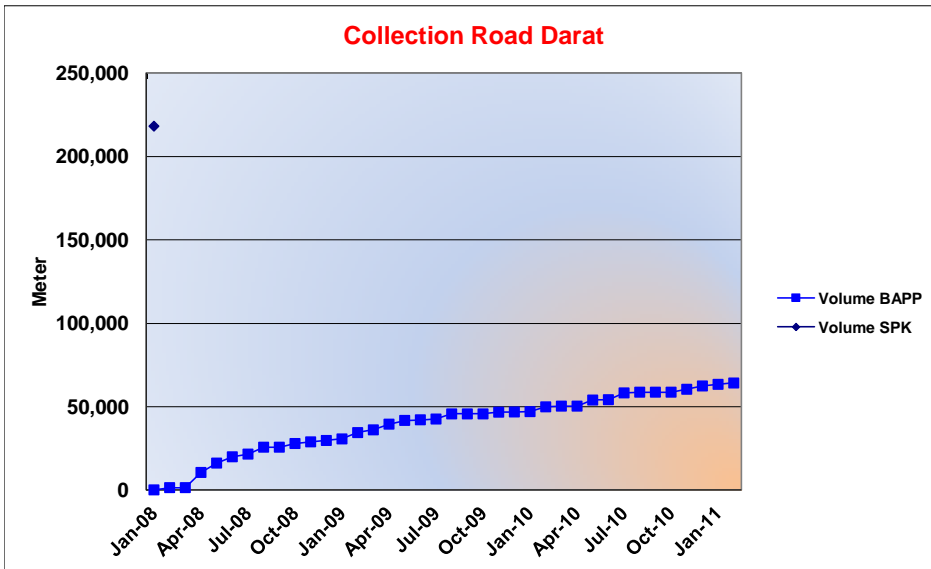
**PROGRESS REPORT - Kebun Belian**

Jenis Pekerjaan	Unit	Vol SPK	Realisasi	%
Main Road Darat	Meter	66,402.00	22,079.65	33.25%



Bulan	Hasil per Bulan	Kumulatif
Jan-08	-	-
Feb-08	364.06	364.06
Mar-08	340.70	704.76
Apr-08	3,922.97	4,627.73
May-08	1,526.40	6,154.13
Jun-08	2,479.28	8,633.41
Jul-08	2,237.32	10,870.73
Aug-08	-	10,870.73
Sep-08	-	10,870.73
Oct-08	-	10,870.73
Nov-08	1,139.84	12,010.57
Dec-08	-	12,010.57
Jan-09	-	12,010.57
Feb-09	-	12,010.57
Mar-09	-	12,010.57
Apr-09	1,476.64	13,487.21
May-09	185.95	13,673.16
Jun-09	-	13,673.16
Jul-09	-	13,673.16
Aug-09	2,193.20	15,866.36
Sep-09	-	15,866.36
Oct-09	-	15,866.36
Nov-09	-	15,866.36
Dec-09	-	15,866.36
Jan-10	149.02	16,015.38
Feb-10	942.88	16,958.26
Mar-10	-	16,958.26
Apr-10	-	16,958.26
May-10	1,371.44	18,329.70
Jun-10	-	18,329.70
Jul-10	1,592.78	19,922.48
Aug-10	-	19,922.48
Sep-10	425.90	20,348.38
Oct-10	-	20,348.38
Nov-10	470.09	20,818.47
Dec-10	404.61	21,223.08
Jan-11	-	21,223.08
Feb-11	856.57	22,079.65
	<b>22,079.65</b>	

Jenis Pekerjaan	Unit	Vol SPK	Realisasi	%
Collection Road Darat	Meter	218,085.00	64,216.15	29.45%

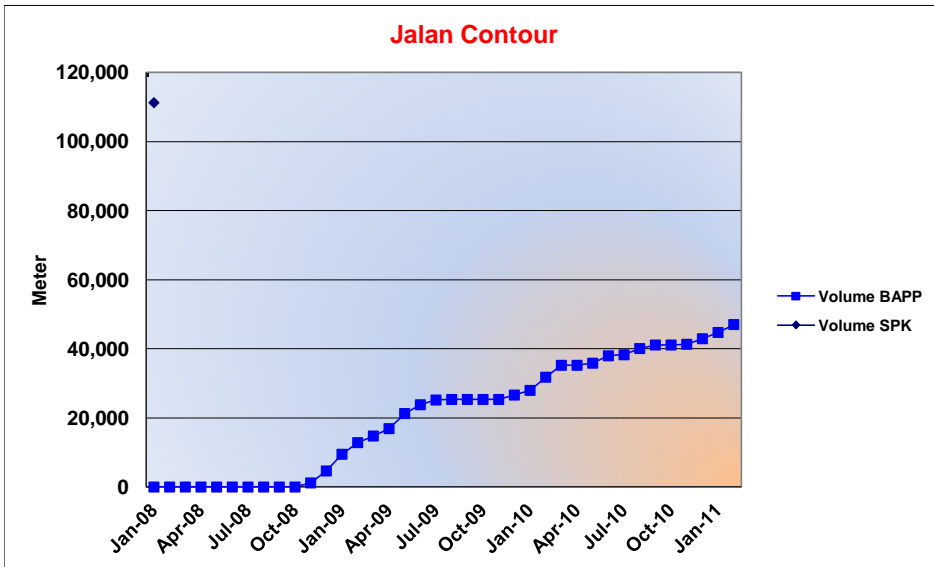


Bulan	Hasil per Bulan	Kumulatif
Jan-08	166.96	166.96
Feb-08	1,352.91	1,519.87
Mar-08	-	1,519.87
Apr-08	9,099.27	10,619.14
May-08	5,617.26	16,236.40
Jun-08	3,770.92	20,007.32
Jul-08	1,607.66	21,614.98
Aug-08	4,130.61	25,745.59
Sep-08	-	25,745.59
Oct-08	2,214.34	27,959.93
Nov-08	995.66	28,955.59
Dec-08	830.79	29,786.38
Jan-09	928.43	30,714.81
Feb-09	3,785.63	34,500.44
Mar-09	1,634.47	36,134.91
Apr-09	3,431.46	39,566.37
May-09	2,223.49	41,789.86
Jun-09	369.68	42,159.54
Jul-09	464.81	42,624.35
Aug-09	3,063.51	45,687.86
Sep-09	-	45,687.86
Oct-09	-	45,687.86
Nov-09	1,049.42	46,737.28
Dec-09	121.39	46,858.67
Jan-10	202.04	47,060.71
Feb-10	2,869.81	49,930.52
Mar-10	429.37	50,359.89
Apr-10	-	50,359.89
May-10	3,650.55	54,010.44
Jun-10	193.68	54,204.12
Jul-10	4,086.11	58,290.23
Aug-10	419.85	58,710.08
Sep-10	-	58,710.08
Oct-10	-	58,710.08
Nov-10	1,748.01	60,458.09
Dec-10	1,990.19	62,448.28
Jan-11	974.44	63,422.72
Feb-11	793.43	64,216.15
	<b>64,216.15</b>	



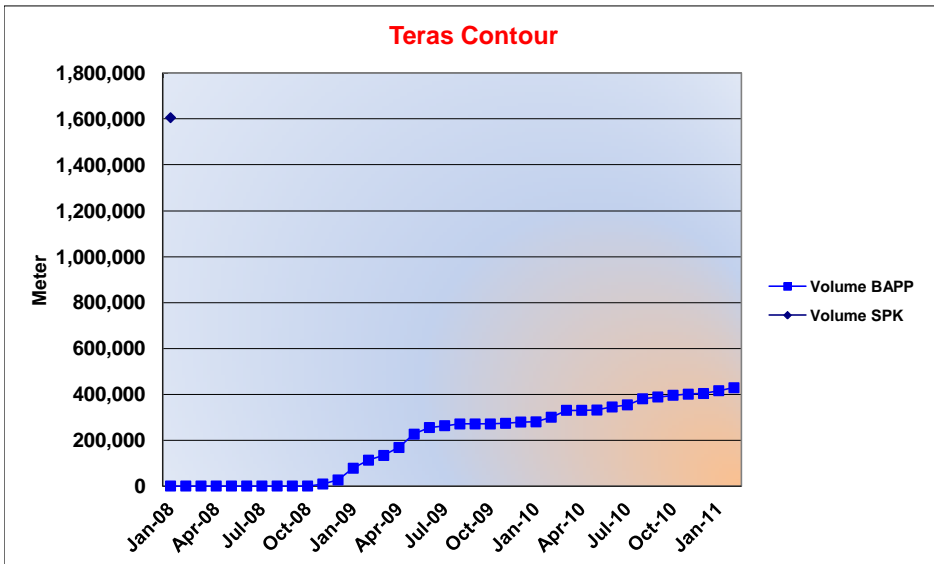
**PROGRESS REPORT - Kebun Belian**

Jenis Pekerjaan	Unit	Vol SPK	Realisasi	%
Jalan Contour	Meter	111,300.00	47,053.50	42.28%



Bulan	Hasil per Bulan	Kumulatif
Jan-08	-	-
Feb-08	-	-
Mar-08	-	-
Apr-08	-	-
May-08	-	-
Jun-08	-	-
Jul-08	-	-
Aug-08	-	-
Sep-08	-	-
Oct-08	-	-
Nov-08	1,188.82	1,188.82
Dec-08	3,468.37	4,657.19
Jan-09	4,827.82	9,485.01
Feb-09	3,370.95	12,855.96
Mar-09	1,914.82	14,770.78
Apr-09	2,134.15	16,904.93
May-09	4,380.20	21,285.13
Jun-09	2,548.39	23,833.52
Jul-09	1,366.92	25,200.44
Aug-09	160.25	25,360.69
Sep-09	-	25,360.69
Oct-09	-	25,360.69
Nov-09	-	25,360.69
Dec-09	1,272.64	26,633.33
Jan-10	1,351.30	27,984.63
Feb-10	3,818.23	31,802.86
Mar-10	3,444.63	35,247.49
Apr-10	-	35,247.49
May-10	610.89	35,858.38
Jun-10	2,140.68	37,999.06
Jul-10	295.30	38,294.36
Aug-10	1,794.58	40,088.94
Sep-10	1,040.33	41,129.27
Oct-10	-	41,129.27
Nov-10	204.89	41,334.16
Dec-10	1,605.64	42,939.80
Jan-11	1,815.73	44,755.53
Feb-11	2,297.97	47,053.50
	47,053.50	

Jenis Pekerjaan	Unit	Vol SPK	Realisasi	%
Teras Contour	Meter	1,605,600.00	428,370.17	26.68%

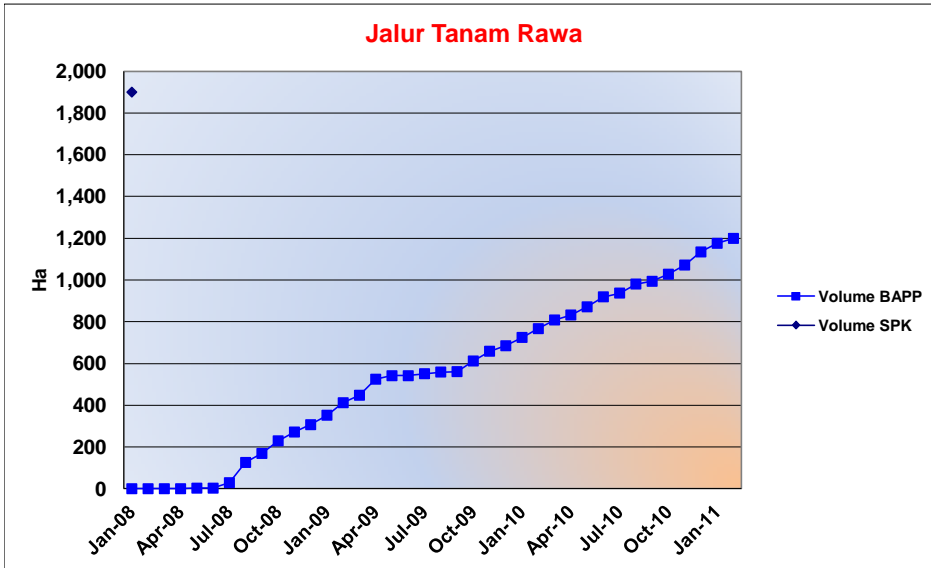


Bulan	Hasil per Bulan	Kumulatif
Jan-08	-	-
Feb-08	-	-
Mar-08	-	-
Apr-08	-	-
May-08	-	-
Jun-08	-	-
Jul-08	-	-
Aug-08	-	-
Sep-08	-	-
Oct-08	-	-
Nov-08	8,663.80	8,663.80
Dec-08	17,689.12	26,352.92
Jan-09	51,226.12	77,579.04
Feb-09	35,083.11	112,662.15
Mar-09	20,609.21	133,271.36
Apr-09	34,567.68	167,839.04
May-09	58,117.74	225,956.78
Jun-09	29,013.95	254,970.73
Jul-09	8,016.31	262,987.04
Aug-09	7,557.85	270,544.89
Sep-09	-	270,544.89
Oct-09	-	270,544.89
Nov-09	2,749.08	273,293.97
Dec-09	5,612.72	278,906.69
Jan-10	807.31	279,714.00
Feb-10	20,223.53	299,937.53
Mar-10	30,145.80	330,083.33
Apr-10	-	330,083.33
May-10	1,112.45	331,195.78
Jun-10	13,416.41	344,612.19
Jul-10	9,092.81	353,705.00
Aug-10	26,533.50	380,238.50
Sep-10	7,900.57	388,139.07
Oct-10	7,440.87	395,579.94
Nov-10	4,741.10	400,321.04
Dec-10	2,948.97	403,270.01
Jan-11	12,223.72	415,493.73
Feb-11	12,876.44	428,370.17
	428,370.17	



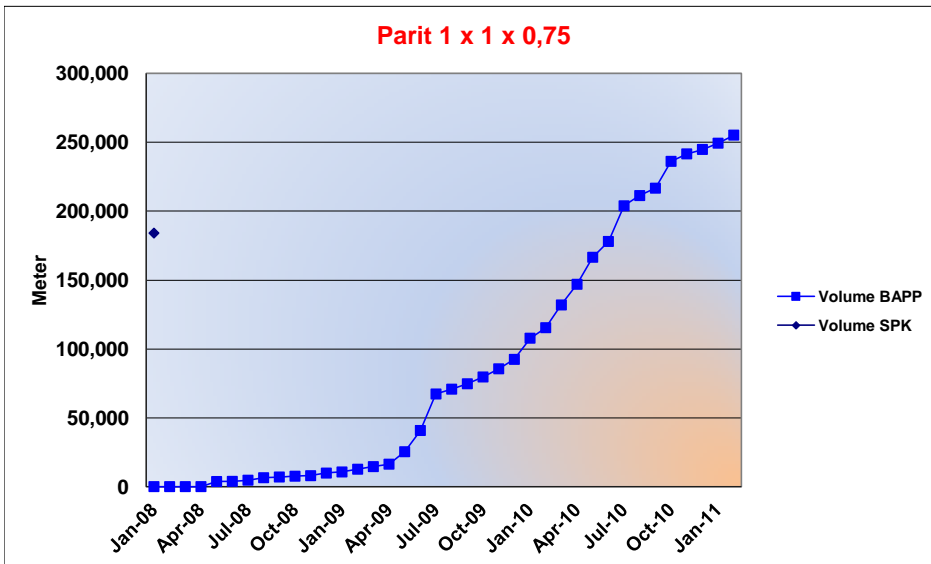
**PROGRESS REPORT - Kebun Belian**

Jenis Pekerjaan	Unit	Vol SPK	Realisasi	%
Jalur Tanam Rawa	Ha	1,900.00	1,199.29	63.12%



Bulan	Hasil per Bulan	Kumulatif
Jan-08	-	-
Feb-08	-	-
Mar-08	-	-
Apr-08	-	-
May-08	2.71	2.71
Jun-08	-	2.71
Jul-08	26.15	28.86
Aug-08	97.00	125.86
Sep-08	43.25	169.11
Oct-08	60.40	229.51
Nov-08	42.19	271.70
Dec-08	35.13	306.83
Jan-09	45.33	352.16
Feb-09	59.86	412.02
Mar-09	35.75	447.77
Apr-09	76.94	524.71
May-09	16.64	541.35
Jun-09	-	541.35
Jul-09	9.73	551.08
Aug-09	7.98	559.06
Sep-09	1.98	561.04
Oct-09	50.96	612.00
Nov-09	46.76	658.76
Dec-09	26.19	684.95
Jan-10	39.99	724.94
Feb-10	41.88	766.82
Mar-10	41.69	808.51
Apr-10	23.83	832.34
May-10	39.07	871.41
Jun-10	48.00	919.41
Jul-10	17.96	937.37
Aug-10	43.28	980.65
Sep-10	13.01	993.66
Oct-10	34.13	1,027.79
Nov-10	43.91	1,071.70
Dec-10	62.69	1,134.39
Jan-11	41.34	1,175.73
Feb-11	23.56	1,199.29
	1,199.29	

Jenis Pekerjaan	Unit	Vol SPK	Realisasi	%
Parit 1 x 1 x 0,75	Meter	184,100.00	255,274.99	138.66%

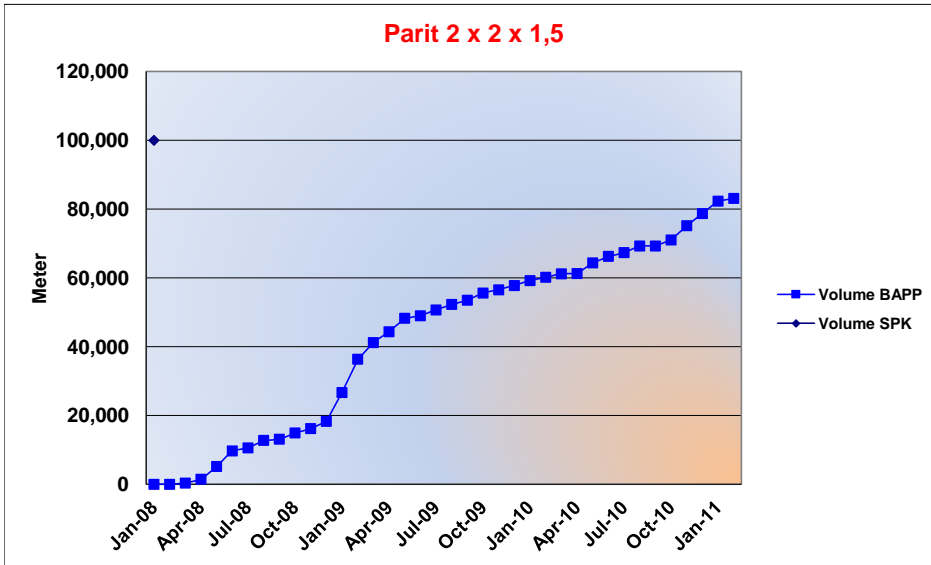


Bulan	Hasil per Bulan	Kumulatif
Jan-08	-	-
Feb-08	-	-
Mar-08	-	-
Apr-08	-	-
May-08	3,720.90	3,720.90
Jun-08	115.06	3,835.96
Jul-08	829.95	4,665.91
Aug-08	1,811.78	6,477.69
Sep-08	511.91	6,989.60
Oct-08	591.33	7,580.93
Nov-08	370.00	7,950.93
Dec-08	1,890.14	9,841.07
Jan-09	815.75	10,656.82
Feb-09	1,994.97	12,651.79
Mar-09	1,865.49	14,517.28
Apr-09	1,792.59	16,309.87
May-09	9,049.26	25,359.13
Jun-09	15,410.66	40,769.79
Jul-09	26,500.42	67,270.21
Aug-09	3,508.42	70,778.63
Sep-09	3,914.35	74,692.98
Oct-09	4,933.36	79,626.34
Nov-09	5,930.75	85,557.09
Dec-09	6,858.13	92,415.22
Jan-10	15,371.24	107,786.46
Feb-10	7,641.38	115,427.84
Mar-10	16,508.25	131,936.09
Apr-10	15,007.75	146,943.84
May-10	19,621.44	166,565.28
Jun-10	11,475.87	178,041.15
Jul-10	25,891.28	203,932.43
Aug-10	7,414.89	211,347.32
Sep-10	5,399.62	216,746.94
Oct-10	19,481.36	236,228.30
Nov-10	5,416.82	241,645.12
Dec-10	3,235.80	244,880.92
Jan-11	4,534.57	249,415.49
Feb-11	5,859.50	255,274.99
	255,274.99	



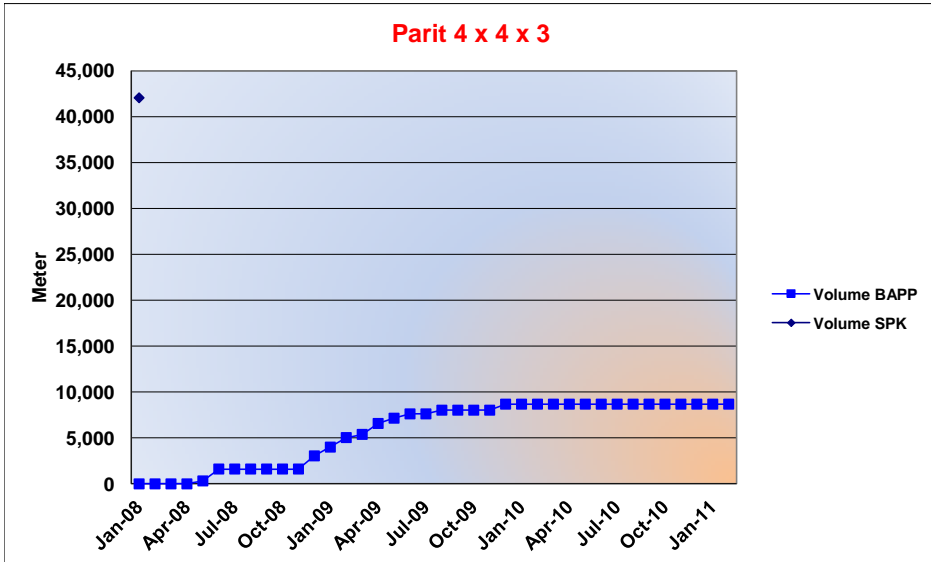
**PROGRESS REPORT - Kebun Belian**

Jenis Pekerjaan	Unit	Vol SPK	Realisasi	%
Parit 2 x 2 x 1,5	Meter	100,000.00	83,118.46	83.12%



Bulan	Hasil per Bulan	Kumulatif
Jan-08	-	-
Feb-08	-	-
Mar-08	368.73	368.73
Apr-08	1,115.01	1,483.74
May-08	3,724.56	5,208.30
Jun-08	4,509.54	9,717.84
Jul-08	885.96	10,603.80
Aug-08	2,180.79	12,784.59
Sep-08	339.60	13,124.19
Oct-08	1,825.78	14,949.97
Nov-08	1,259.15	16,209.12
Dec-08	2,103.14	18,312.26
Jan-09	8,383.78	26,696.04
Feb-09	9,679.54	36,375.58
Mar-09	4,833.99	41,209.57
Apr-09	3,146.93	44,356.50
May-09	3,929.72	48,286.22
Jun-09	720.95	49,007.17
Jul-09	1,685.94	50,693.11
Aug-09	1,613.10	52,306.21
Sep-09	1,226.27	53,532.48
Oct-09	2,077.26	55,609.74
Nov-09	933.29	56,543.03
Dec-09	1,239.81	57,782.84
Jan-10	1,435.60	59,218.44
Feb-10	979.05	60,197.49
Mar-10	998.48	61,195.97
Apr-10	87.85	61,283.82
May-10	3,101.64	64,385.46
Jun-10	1,901.09	66,286.55
Jul-10	1,084.42	67,370.97
Aug-10	1,911.47	69,282.44
Sep-10	-	69,282.44
Oct-10	1,762.23	71,044.67
Nov-10	4,147.80	75,192.47
Dec-10	3,522.46	78,714.93
Jan-11	3,616.67	82,331.60
Feb-11	786.86	83,118.46
	83,118.46	

Jenis Pekerjaan	Unit	Vol SPK	Realisasi	%
Parit 4 x 4 x 3	Meter	42,050.00	8,684.98	20.65%

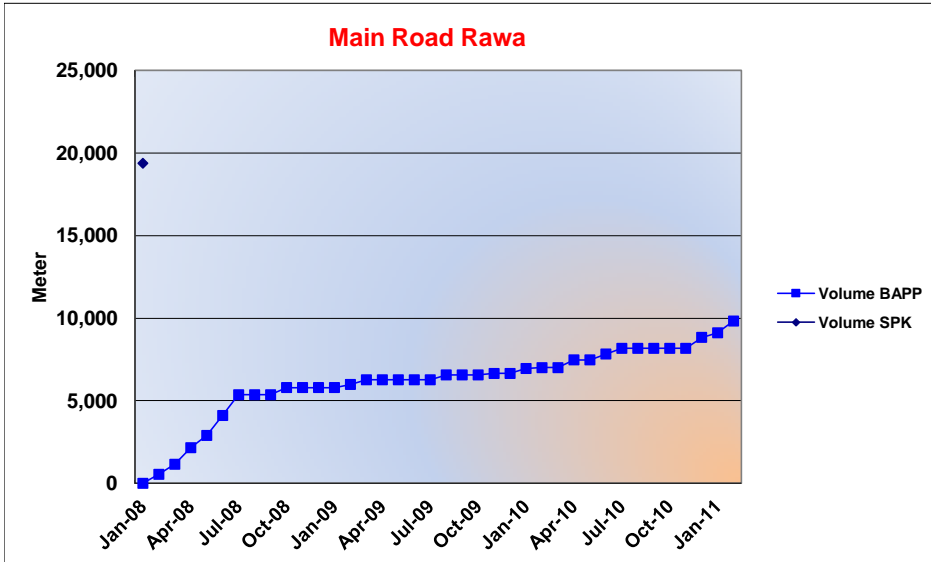


Bulan	Hasil per Bulan	Kumulatif
Jan-08	-	-
Feb-08	-	-
Mar-08	-	-
Apr-08	-	-
May-08	322.56	322.56
Jun-08	1,295.88	1,618.44
Jul-08	-	1,618.44
Aug-08	-	1,618.44
Sep-08	-	1,618.44
Oct-08	-	1,618.44
Nov-08	-	1,618.44
Dec-08	1,431.30	3,049.74
Jan-09	957.78	4,007.52
Feb-09	1,035.98	5,043.50
Mar-09	348.63	5,392.13
Apr-09	1,189.68	6,581.81
May-09	572.30	7,154.11
Jun-09	471.49	7,625.60
Jul-09	-	7,625.60
Aug-09	402.38	8,027.98
Sep-09	-	8,027.98
Oct-09	-	8,027.98
Nov-09	-	8,027.98
Dec-09	657.00	8,684.98
Jan-10	-	8,684.98
Feb-10	-	8,684.98
Mar-10	-	8,684.98
Apr-10	-	8,684.98
May-10	-	8,684.98
Jun-10	-	8,684.98
Jul-10	-	8,684.98
Aug-10	-	8,684.98
Sep-10	-	8,684.98
Oct-10	-	8,684.98
Nov-10	-	8,684.98
Dec-10	-	8,684.98
Jan-11	-	8,684.98
Feb-11	-	8,684.98
	8,684.98	



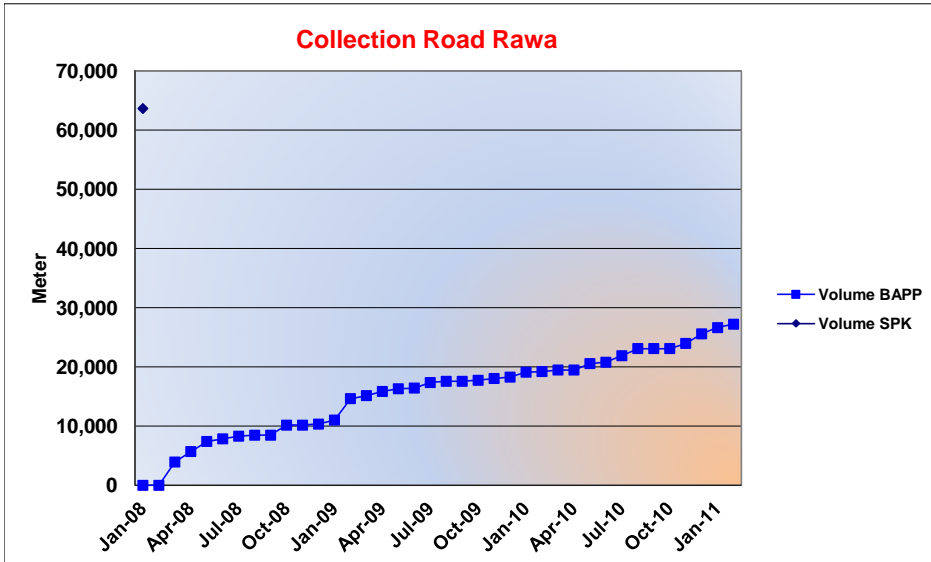
**PROGRESS REPORT - Kebun Belian**

Jenis Pekerjaan	Unit	Vol SPK	Realisasi	%
Main Road Rawa	Meter	19,380.00	9,828.24	50.71%



Bulan	Hasil per Bulan	Kumulatif
Jan-08	-	-
Feb-08	546.93	546.93
Mar-08	608.07	1,155.00
Apr-08	1,002.42	2,157.42
May-08	742.35	2,899.77
Jun-08	1,208.89	4,108.66
Jul-08	1,255.65	5,364.31
Aug-08	-	5,364.31
Sep-08	-	5,364.31
Oct-08	436.85	5,801.16
Nov-08	-	5,801.16
Dec-08	-	5,801.16
Jan-09	-	5,801.16
Feb-09	187.35	5,988.51
Mar-09	281.21	6,269.72
Apr-09	-	6,269.72
May-09	-	6,269.72
Jun-09	-	6,269.72
Jul-09	-	6,269.72
Aug-09	296.40	6,566.12
Sep-09	-	6,566.12
Oct-09	-	6,566.12
Nov-09	86.46	6,652.58
Dec-09	-	6,652.58
Jan-10	300.27	6,952.85
Feb-10	49.99	7,002.84
Mar-10	-	7,002.84
Apr-10	473.16	7,476.00
May-10	-	7,476.00
Jun-10	355.27	7,831.27
Jul-10	342.33	8,173.60
Aug-10	-	8,173.60
Sep-10	-	8,173.60
Oct-10	-	8,173.60
Nov-10	-	8,173.60
Dec-10	665.18	8,838.78
Jan-11	277.52	9,116.30
Feb-11	711.94	9,828.24
	<b>9,828.24</b>	

Jenis Pekerjaan	Unit	Vol SPK	Realisasi	%
Collection Road Rawa	Meter	63,650.00	27,214.97	42.76%

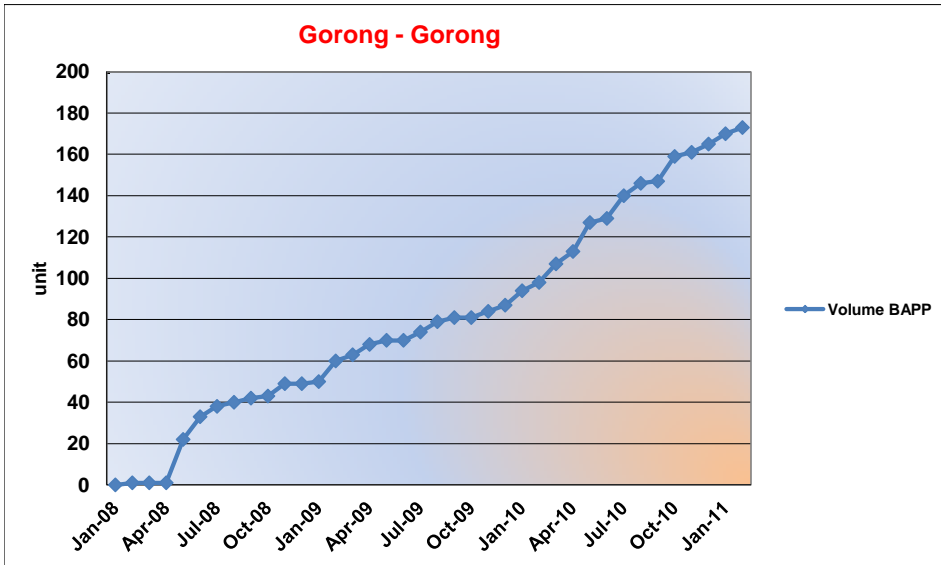


Bulan	Hasil per Bulan	Kumulatif
Jan-08	-	-
Feb-08	-	-
Mar-08	3,937.24	3,937.24
Apr-08	1,773.94	5,711.18
May-08	1,702.93	7,414.11
Jun-08	440.74	7,854.85
Jul-08	444.18	8,299.03
Aug-08	170.54	8,469.57
Sep-08	-	8,469.57
Oct-08	1,694.24	10,163.81
Nov-08	-	10,163.81
Dec-08	177.26	10,341.07
Jan-09	684.38	11,025.45
Feb-09	3,623.69	14,649.14
Mar-09	508.42	15,157.56
Apr-09	700.99	15,858.55
May-09	454.59	16,313.14
Jun-09	117.87	16,431.01
Jul-09	933.17	17,364.18
Aug-09	206.53	17,570.71
Sep-09	-	17,570.71
Oct-09	171.02	17,741.73
Nov-09	308.84	18,050.57
Dec-09	226.70	18,277.27
Jan-10	835.35	19,112.62
Feb-10	108.90	19,221.52
Mar-10	260.10	19,481.62
Apr-10	-	19,481.62
May-10	1,084.80	20,566.42
Jun-10	224.32	20,790.74
Jul-10	1,106.48	21,897.22
Aug-10	1,211.52	23,108.74
Sep-10	-	23,108.74
Oct-10	-	23,108.74
Nov-10	861.67	23,970.41
Dec-10	1,620.16	25,590.57
Jan-11	1,047.22	26,637.79
Feb-11	577.18	27,214.97
	<b>27,214.97</b>	



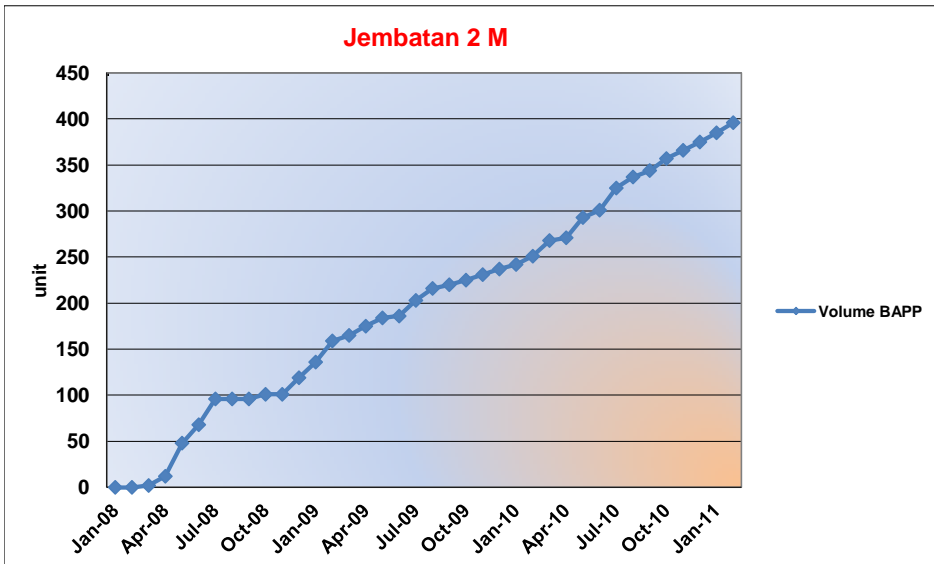
**PROGRESS REPORT - Kebun Belian**

Jenis Pekerjaan	Unit	Vol SPK	Realisasi	%
Gorong-gorong	Unit	-	173.00	0.00%



Bulan	Hasil per Bulan	Kumulatif
Jan-08	-	-
Feb-08	1.00	1.00
Mar-08	-	1.00
Apr-08	-	1.00
May-08	21.00	22.00
Jun-08	11.00	33.00
Jul-08	5.00	38.00
Aug-08	2.00	40.00
Sep-08	2.00	42.00
Oct-08	1.00	43.00
Nov-08	6.00	49.00
Dec-08	-	49.00
Jan-09	1.00	50.00
Feb-09	10.00	60.00
Mar-09	3.00	63.00
Apr-09	5.00	68.00
May-09	2.00	70.00
Jun-09	-	70.00
Jul-09	4.00	74.00
Aug-09	5.00	79.00
Sep-09	2.00	81.00
Oct-09	-	81.00
Nov-09	3.00	84.00
Dec-09	3.00	87.00
Jan-10	7.00	94.00
Feb-10	4.00	98.00
Mar-10	9.00	107.00
Apr-10	6.00	113.00
May-10	14.00	127.00
Jun-10	2.00	129.00
Jul-10	11.00	140.00
Aug-10	6.00	146.00
Sep-10	1.00	147.00
Oct-10	12.00	159.00
Nov-10	2.00	161.00
Dec-10	4.00	165.00
Jan-11	5.00	170.00
Feb-11	3.00	173.00
	173.00	

Jenis Pekerjaan	Unit	Vol SPK	Realisasi	%
Jembatan 2 M	Unit	-	396.00	0.00%

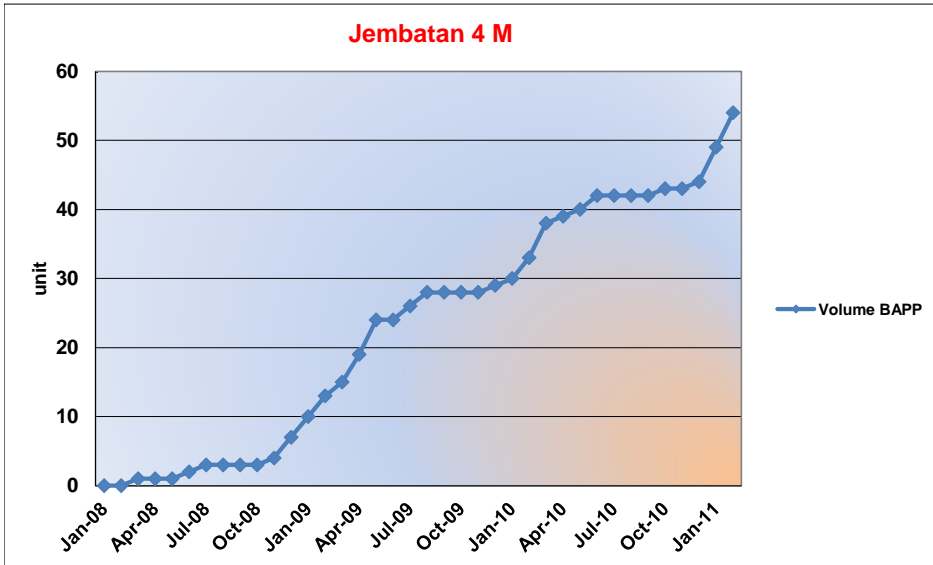


Bulan	Hasil per Bulan	Kumulatif
Jan-08	-	-
Feb-08	-	-
Mar-08	2.00	2.00
Apr-08	10.00	12.00
May-08	36.00	48.00
Jun-08	20.00	68.00
Jul-08	28.00	96.00
Aug-08	-	96.00
Sep-08	-	96.00
Oct-08	5.00	101.00
Nov-08	-	101.00
Dec-08	18.00	119.00
Jan-09	17.00	136.00
Feb-09	23.00	159.00
Mar-09	6.00	165.00
Apr-09	10.00	175.00
May-09	9.00	184.00
Jun-09	2.00	186.00
Jul-09	17.00	203.00
Aug-09	13.00	216.00
Sep-09	4.00	220.00
Oct-09	5.00	225.00
Nov-09	6.00	231.00
Dec-09	6.00	237.00
Jan-10	5.00	242.00
Feb-10	9.00	251.00
Mar-10	17.00	268.00
Apr-10	3.00	271.00
May-10	22.00	293.00
Jun-10	8.00	301.00
Jul-10	24.00	325.00
Aug-10	12.00	337.00
Sep-10	7.00	344.00
Oct-10	13.00	357.00
Nov-10	9.00	366.00
Dec-10	9.00	375.00
Jan-11	10.00	385.00
Feb-11	11.00	396.00
	396.00	



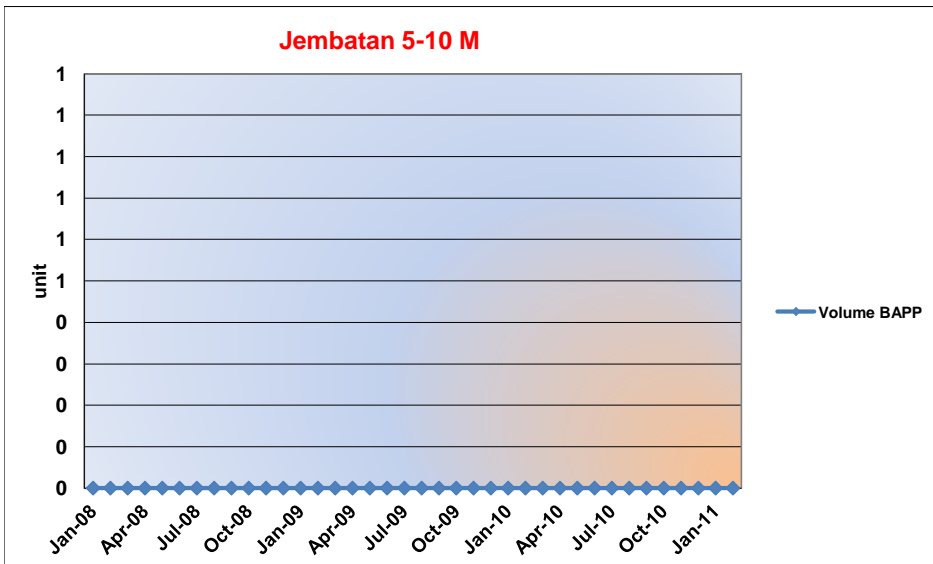
**PROGRESS REPORT - Kebun Belian**

Jenis Pekerjaan	Unit	Vol SPK	Realisasi	%
Jembatan 4 M	Unit	-	54.00	0.00%



Bulan	Hasil per Bulan	Kumulatif
Jan-08	-	-
Feb-08	-	-
Mar-08	1.00	1.00
Apr-08	-	1.00
May-08	-	1.00
Jun-08	1.00	2.00
Jul-08	1.00	3.00
Aug-08	-	3.00
Sep-08	-	3.00
Oct-08	-	3.00
Nov-08	1.00	4.00
Dec-08	3.00	7.00
Jan-09	3.00	10.00
Feb-09	3.00	13.00
Mar-09	2.00	15.00
Apr-09	4.00	19.00
May-09	5.00	24.00
Jun-09	-	24.00
Jul-09	2.00	26.00
Aug-09	2.00	28.00
Sep-09	-	28.00
Oct-09	-	28.00
Nov-09	-	28.00
Dec-09	1.00	29.00
Jan-10	1.00	30.00
Feb-10	3.00	33.00
Mar-10	5.00	38.00
Apr-10	1.00	39.00
May-10	1.00	40.00
Jun-10	2.00	42.00
Jul-10	-	42.00
Aug-10	-	42.00
Sep-10	-	42.00
Oct-10	1.00	43.00
Nov-10	-	43.00
Dec-10	1.00	44.00
Jan-11	5.00	49.00
Feb-11	5.00	54.00
	54.00	

Jenis Pekerjaan	Unit	Vol SPK	Realisasi	%
Jembatan 5-10 M	Unit	-	-	0.00%

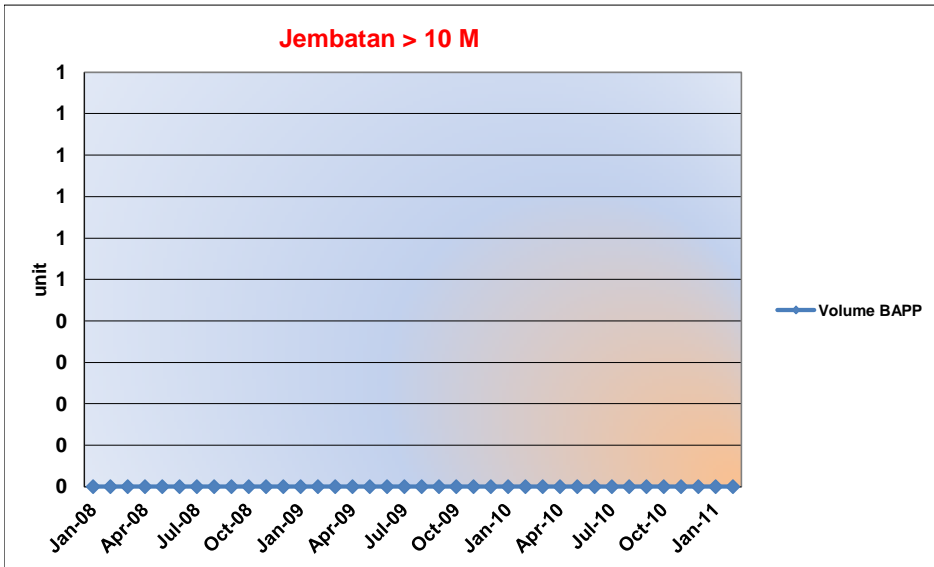


Bulan	Hasil per Bulan	Kumulatif
Jan-08	-	-
Feb-08	-	-
Mar-08	-	-
Apr-08	-	-
May-08	-	-
Jun-08	-	-
Jul-08	-	-
Aug-08	-	-
Sep-08	-	-
Oct-08	-	-
Nov-08	-	-
Dec-08	-	-
Jan-09	-	-
Feb-09	-	-
Mar-09	-	-
Apr-09	-	-
May-09	-	-
Jun-09	-	-
Jul-09	-	-
Aug-09	-	-
Sep-09	-	-
Oct-09	-	-
Nov-09	-	-
Dec-09	-	-
Jan-10	-	-
Feb-10	-	-
Mar-10	-	-
Apr-10	-	-
May-10	-	-
Jun-10	-	-
Jul-10	-	-
Aug-10	-	-
Sep-10	-	-
Oct-10	-	-
Nov-10	-	-
Dec-10	-	-
Jan-11	-	-
Feb-11	-	-
	-	



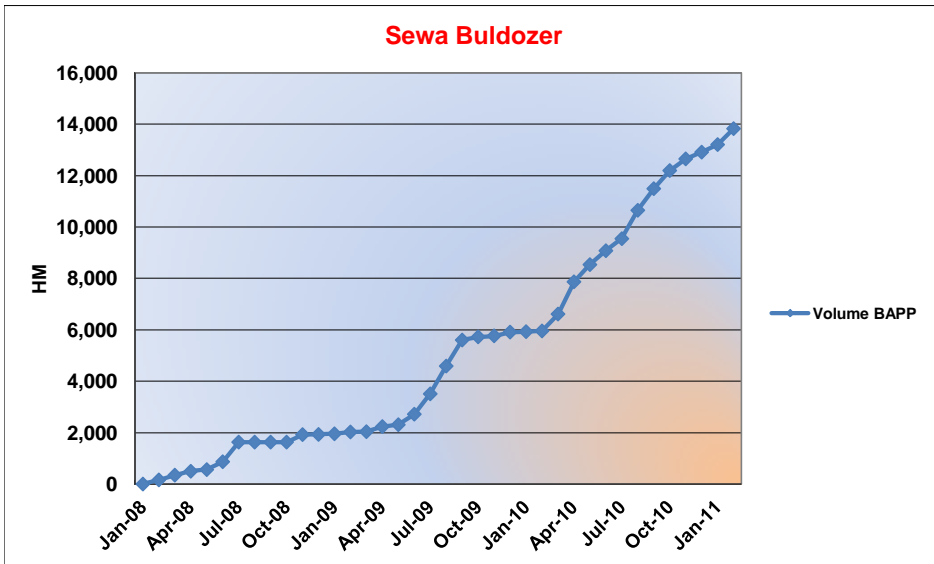
PROGRESS REPORT - Kebun Belian

Jenis Pekerjaan	Unit	Vol SPK	Realisasi	%
Jembatan > 10 M	Unit	-	-	0.00%



Bulan	Hasil per Bulan	Kumulatif
Jan-08	-	-
Feb-08	-	-
Mar-08	-	-
Apr-08	-	-
May-08	-	-
Jun-08	-	-
Jul-08	-	-
Aug-08	-	-
Sep-08	-	-
Oct-08	-	-
Nov-08	-	-
Dec-08	-	-
Jan-09	-	-
Feb-09	-	-
Mar-09	-	-
Apr-09	-	-
May-09	-	-
Jun-09	-	-
Jul-09	-	-
Aug-09	-	-
Sep-09	-	-
Oct-09	-	-
Nov-09	-	-
Dec-09	-	-
Jan-10	-	-
Feb-10	-	-
Mar-10	-	-
Apr-10	-	-
May-10	-	-
Jun-10	-	-
Jul-10	-	-
Aug-10	-	-
Sep-10	-	-
Oct-10	-	-
Nov-10	-	-
Dec-10	-	-
Jan-11	-	-
Feb-11	-	-
	-	-
	-	-

Jenis Pekerjaan	Unit	Vol SPK	Realisasi	%
Sewa Buldozer	HM	-	13,825.50	0.00%

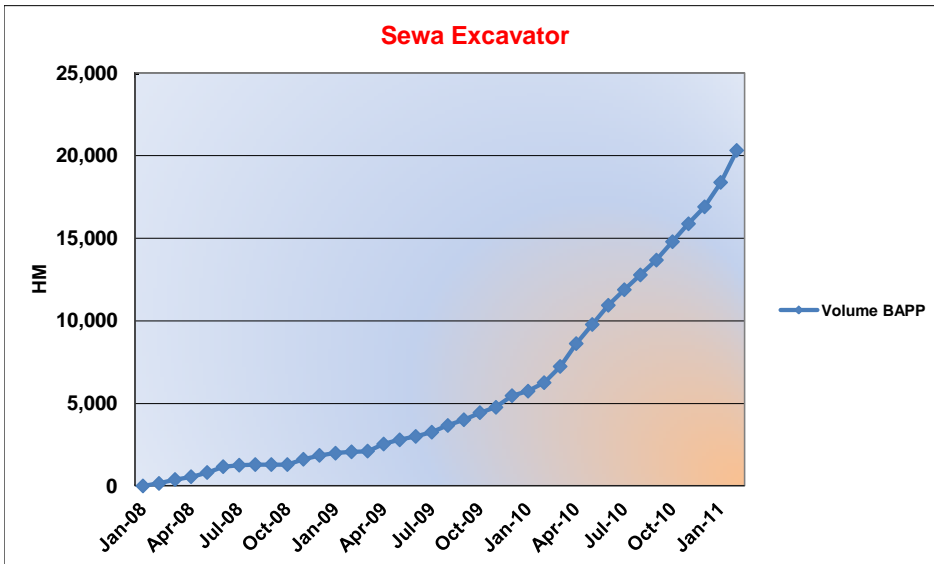


Bulan	Hasil per Bulan	Kumulatif
Jan-08	-	-
Feb-08	161.20	161.20
Mar-08	186.70	347.90
Apr-08	150.00	497.90
May-08	64.40	562.30
Jun-08	306.10	868.40
Jul-08	763.40	1,631.80
Aug-08	-	1,631.80
Sep-08	-	1,631.80
Oct-08	-	1,631.80
Nov-08	292.60	1,924.40
Dec-08	6.10	1,930.50
Jan-09	24.80	1,955.30
Feb-09	71.00	2,026.30
Mar-09	11.20	2,037.50
Apr-09	198.30	2,235.80
May-09	73.30	2,309.10
Jun-09	408.50	2,717.60
Jul-09	790.50	3,508.10
Aug-09	1,082.10	4,590.20
Sep-09	1,012.30	5,602.50
Oct-09	123.30	5,725.80
Nov-09	40.00	5,765.80
Dec-09	145.90	5,911.70
Jan-10	16.30	5,928.00
Feb-10	27.70	5,955.70
Mar-10	657.20	6,612.90
Apr-10	1,255.40	7,868.30
May-10	667.50	8,535.80
Jun-10	541.50	9,077.30
Jul-10	467.70	9,545.00
Aug-10	1,103.60	10,648.60
Sep-10	841.20	11,489.80
Oct-10	705.40	12,195.20
Nov-10	453.30	12,648.50
Dec-10	263.10	12,911.60
Jan-11	294.20	13,205.80
Feb-11	619.70	13,825.50
	13,825.50	



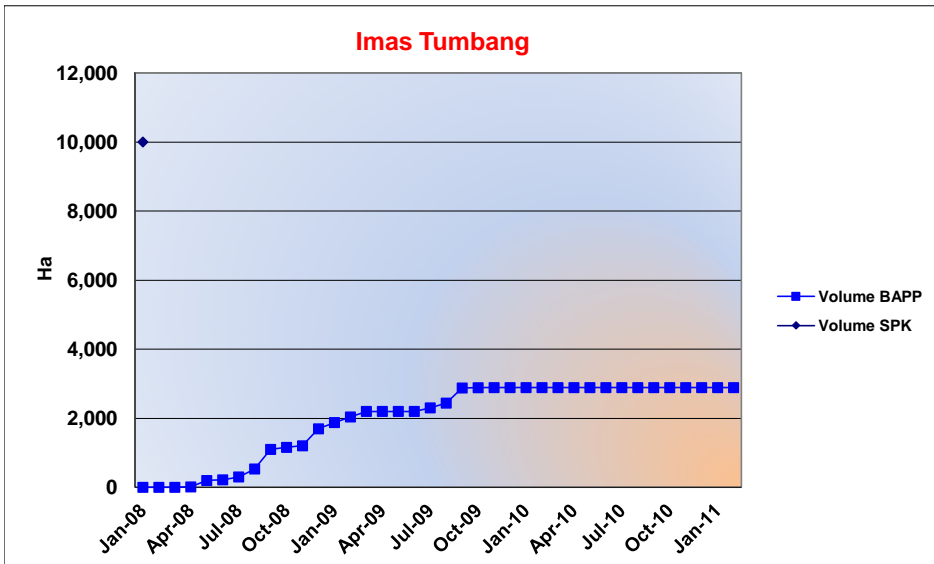
**PROGRESS REPORT - Kebun Belian**

Jenis Pekerjaan	Unit	Vol SPK	Realisasi	%
Sewa Excavator	HM	-	20,305.00	0.00%



Bulan	Hasil per Bulan	Kumulatif
Jan-08	-	-
Feb-08	153.90	153.90
Mar-08	236.50	390.40
Apr-08	170.50	560.90
May-08	254.40	815.30
Jun-08	352.30	1,167.60
Jul-08	90.80	1,258.40
Aug-08	36.30	1,294.70
Sep-08	-	1,294.70
Oct-08	-	1,294.70
Nov-08	321.50	1,616.20
Dec-08	234.60	1,850.80
Jan-09	131.90	1,982.70
Feb-09	83.00	2,065.70
Mar-09	44.70	2,110.40
Apr-09	427.60	2,538.00
May-09	253.50	2,791.50
Jun-09	205.10	2,996.60
Jul-09	257.70	3,254.30
Aug-09	407.00	3,661.30
Sep-09	346.60	4,007.90
Oct-09	427.00	4,434.90
Nov-09	325.10	4,760.00
Dec-09	703.50	5,463.50
Jan-10	272.40	5,735.90
Feb-10	515.00	6,250.90
Mar-10	981.30	7,232.20
Apr-10	1,382.80	8,615.00
May-10	1,156.40	9,771.40
Jun-10	1,162.60	10,934.00
Jul-10	940.70	11,874.70
Aug-10	895.40	12,770.10
Sep-10	897.30	13,667.40
Oct-10	1,113.50	14,780.90
Nov-10	1,084.90	15,865.80
Dec-10	1,026.00	16,891.80
Jan-11	1,478.00	18,369.80
Feb-11	1,935.20	20,305.00
	20,305.00	

Jenis Pekerjaan	Unit	Vol SPK	Realisasi	%
Imas/Tumbang	Ha	10,000.00	2,886.86	28.87%

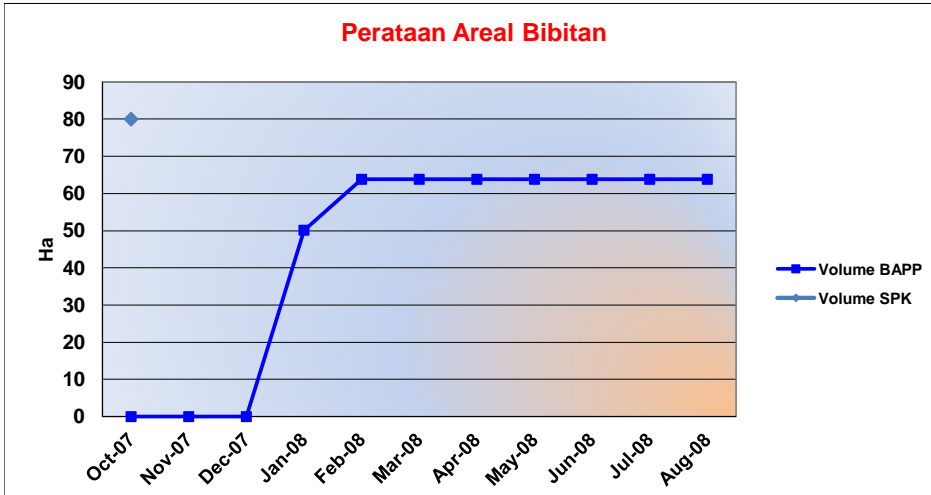


Bulan	Hasil per Bulan	Kumulatif
Jan-08	-	-
Feb-08	-	-
Mar-08	-	-
Apr-08	11.69	11.69
May-08	185.09	196.78
Jun-08	20.36	217.14
Jul-08	82.97	300.11
Aug-08	230.78	530.89
Sep-08	567.01	1,097.90
Oct-08	58.29	1,156.19
Nov-08	46.11	1,202.30
Dec-08	491.48	1,693.78
Jan-09	181.75	1,875.53
Feb-09	161.96	2,037.49
Mar-09	160.53	2,198.02
Apr-09	-	2,198.02
May-09	-	2,198.02
Jun-09	-	2,198.02
Jul-09	102.83	2,300.85
Aug-09	137.81	2,438.66
Sep-09	437.31	2,875.97
Oct-09	7.80	2,883.77
Nov-09	3.09	2,886.86
Dec-09	-	2,886.86
Jan-10	-	2,886.86
Feb-10	-	2,886.86
Mar-10	-	2,886.86
Apr-10	-	2,886.86
May-10	-	2,886.86
Jun-10	-	2,886.86
Jul-10	-	2,886.86
Aug-10	-	2,886.86
Sep-10	-	2,886.86
Oct-10	-	2,886.86
Nov-10	-	2,886.86
Dec-10	-	2,886.86
Jan-11	-	2,886.86
Feb-11	-	2,886.86
	2,886.86	



**PROGRESS REPORT - Kebun Belian**

Jenis Pekerjaan	Unit	Vol SPK	Realisasi	%
Perataan Tapak Bibitan	Ha	80	63.82	79.78%



Bulan	Hasil per Bulan	Kumulatif
Oct-07	-	-
Nov-07	-	-
Dec-07	-	-
Jan-08	50.13	50.13
Feb-08	13.69	63.82
Mar-08	-	63.82
Apr-08	-	63.82
May-08	-	63.82
Jun-08	-	63.82
Jul-08	-	63.82
Aug-08	-	63.82
	63.82	