



PT. SAWIT KAPUAS KENCANA

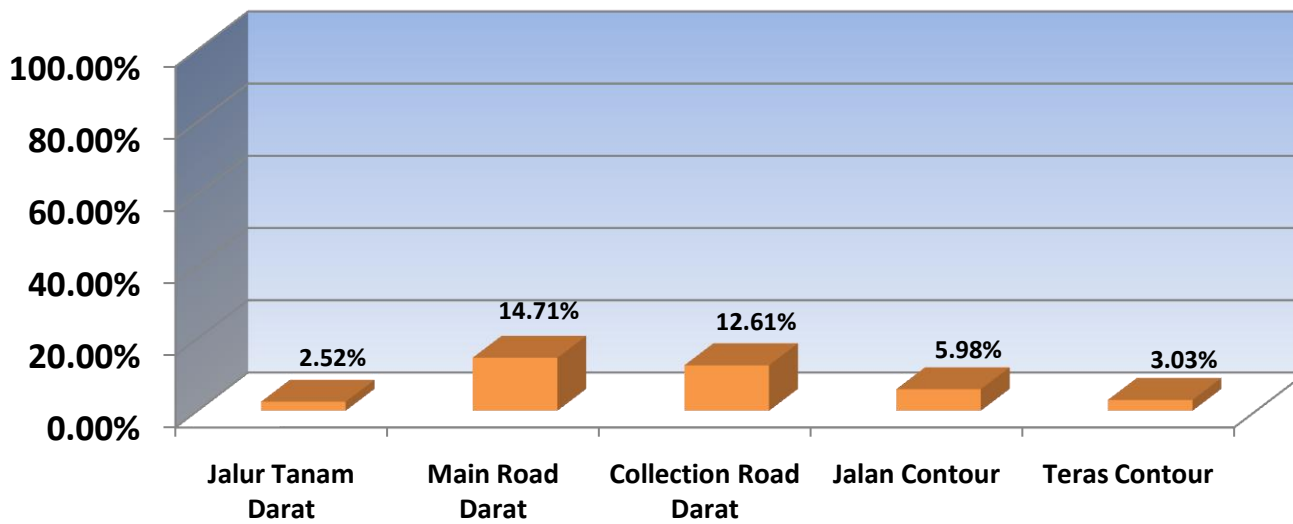
PROGRESS REPORT - Kebun Sungai Biru

KONTRAK NO :

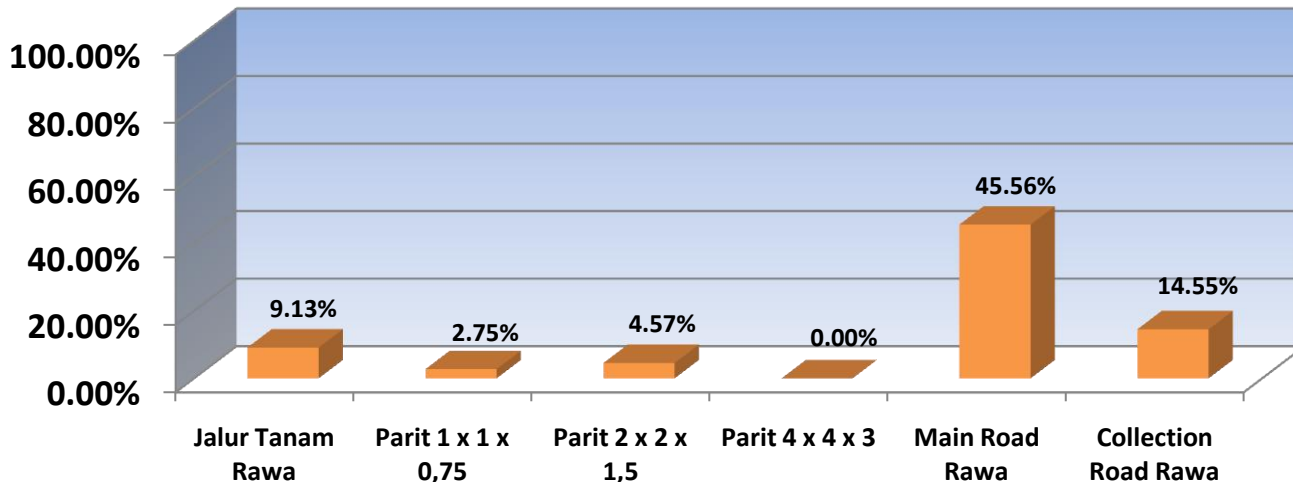
1. 041/PT SKK/JKTO/08/2010-Jalur Tanam, BPRT, & PJLN
2. 042/PT SKK/JKTO/08/2010-SWAB

Jenis Pekerjaan	Unit	Vol SPK 25 Agust '10 s.d 31 Juli '11	Realisasi			%
			AKUMULASI S.D BULAN LALU	BAPP Desember 2010	S.D BAPP Desember 2010	
Bulldozer						
Jalur Tanam Darat	Ha	1,900.00	30.20	17.63	47.83	2.52%
Main Road Darat	Meter	9,180.00	854.26	495.70	1,349.96	14.71%
Collection Road Darat	Meter	30,240.00	3,365.25	449.05	3,814.30	12.61%
Jalan Contour	Meter	90,000.00	2,394.40	2,984.38	5,378.78	5.98%
Teras Contour	Meter	1,115,000.00	11,869.35	21,869.91	33,739.26	3.03%
Sewa Buldozer	HM	-	332.50	101.80	434.30	
Excavator						
Jalur Tanam Rawa	Ha	100.00	6.79	2.34	9.13	9.13%
Parit 1 x 1 x 0,75	Meter	61,500.00	777.39	912.36	1,689.75	2.75%
Parit 2 x 2 x 1,5	Meter	22,360.00	1,021.98	-	1,021.98	4.57%
Parit 4 x 4 x 3	Meter	5,520.00	-	-	-	0.00%
Main Road Rawa	Meter	1,020.00	464.70	-	464.70	45.56%
Collection Road Rawa	Meter	3,360.00	488.87	-	488.87	14.55%
Gorong-gorong	Unit	-	1.00	5.00	6.00	
Jembatan 2 M	Unit	-	7.00	8.00	15.00	
Jembatan 4 M	Unit	-	-	-	-	
Jembatan 5-10 M	Unit	-	-	-	-	
Jembatan > 10 M	Unit	-	-	-	-	
Sewa Excavator	HM	-	710.00	464.40	1,174.40	

Pekerjaan Bulldozer



Pekerjaan Excavator



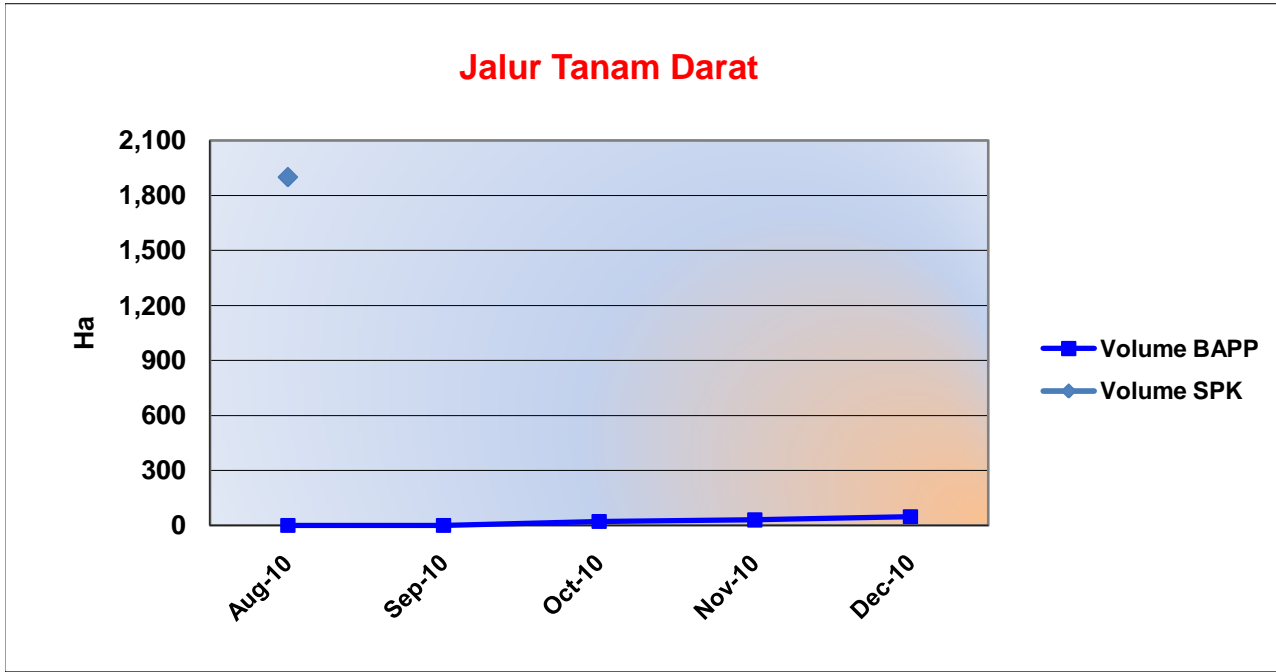


PT. SAWIT KAPUAS KENCANA

PROGRESS REPORT - Kebun Sungai Biru

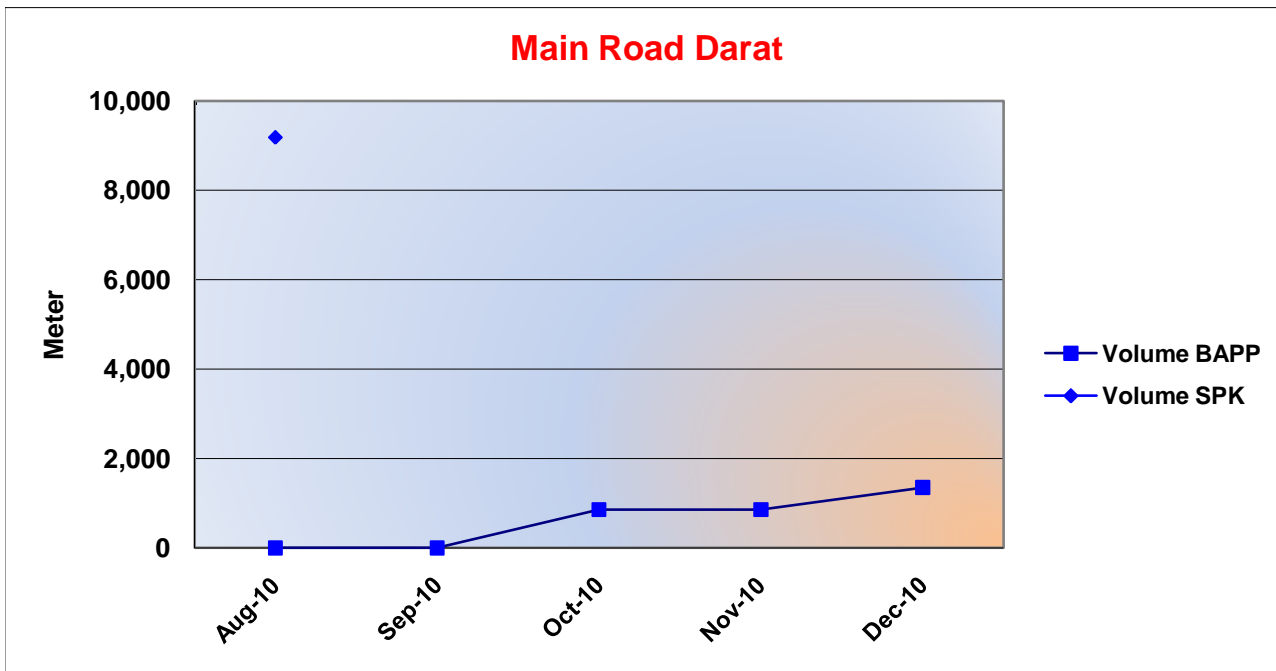
Chart & Detail Per Month

Jenis Pekerjaan	Unit	Vol SPK	Realisasi	%
Jalur Tanam Darat	Ha	1,900.00	47.83	2.52%



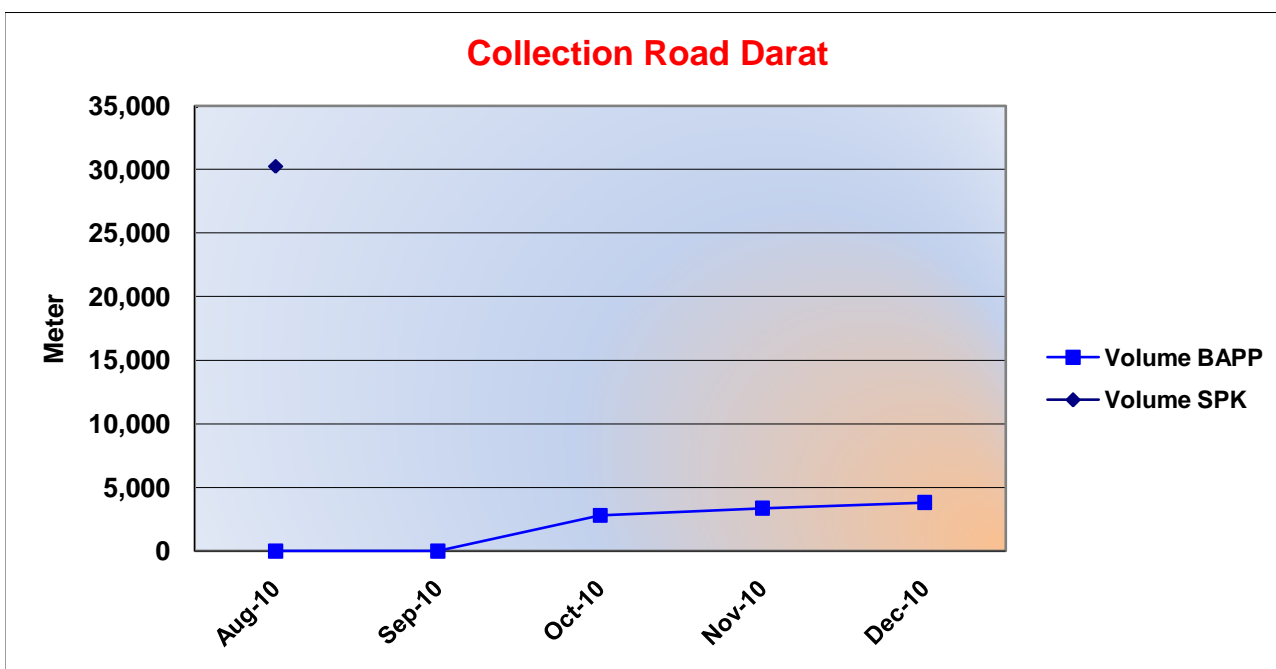
Bulan	Hasil per Bulan	Kumulatif
Aug-10	-	-
Sep-10	-	-
Oct-10	21.99	21.99
Nov-10	8.21	30.20
Dec-10	17.63	47.83
	47.83	

Jenis Pekerjaan	Unit	Vol SPK	Realisasi	%
Main Road Darat	Meter	9,180.00	1,349.96	14.71%



Bulan	Hasil per Bulan	Kumulatif
Aug-10	-	-
Sep-10	-	-
Oct-10	854.26	854.26
Nov-10	-	854.26
Dec-10	495.70	1,349.96
	1,349.96	

Jenis Pekerjaan	Unit	Vol SPK	Realisasi	%
Collection Road Darat	Meter	30,240.00	3,814.30	12.61%



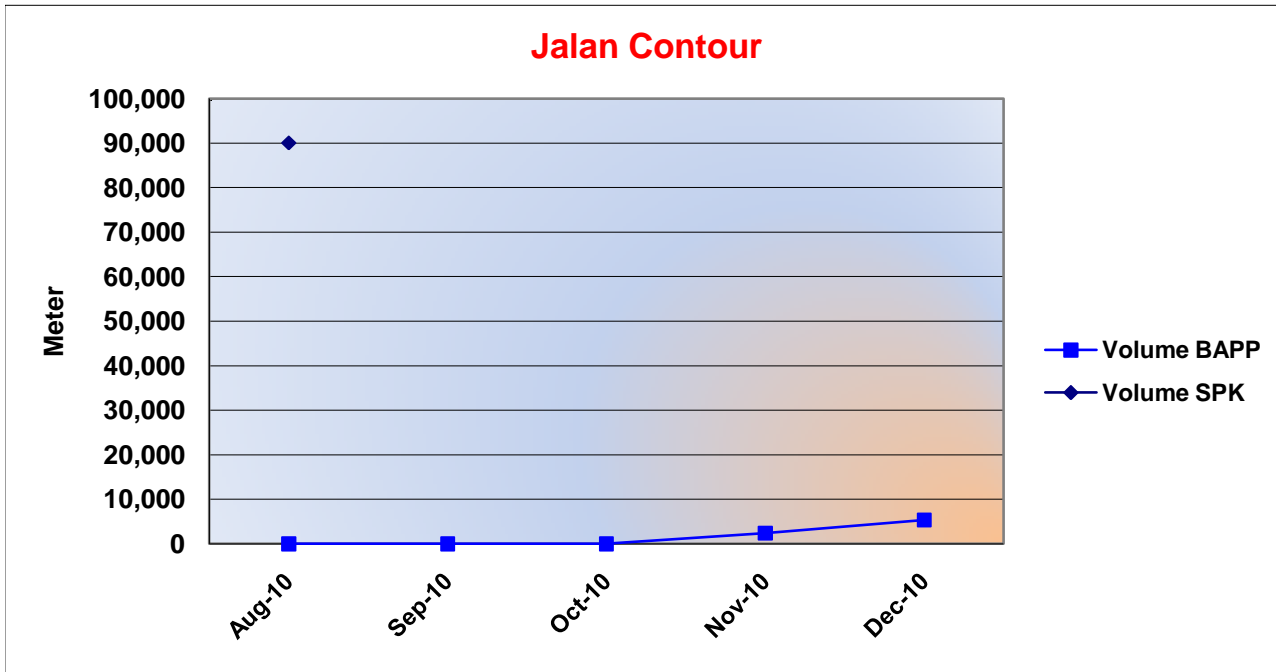
Bulan	Hasil per Bulan	Kumulatif
Aug-10	-	-
Sep-10	-	-
Oct-10	2,810.05	2,810.05
Nov-10	555.20	3,365.25
Dec-10	449.05	3,814.30
	3,814.30	



PT. SAWIT KAPUAS KENCANA

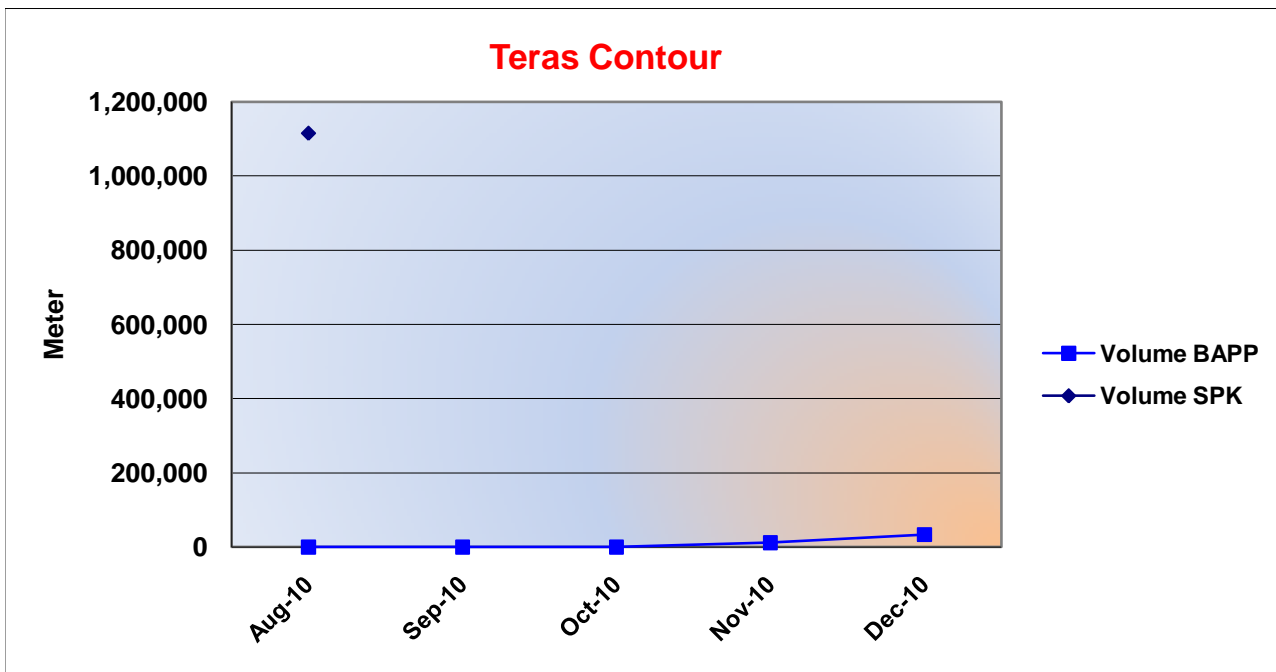
PROGRESS REPORT - Kebun Sungai Biru

Jenis Pekerjaan	Unit	Vol SPK	Realisasi	%
Jalan Contour	Meter	90,000.00	5,378.78	5.98%



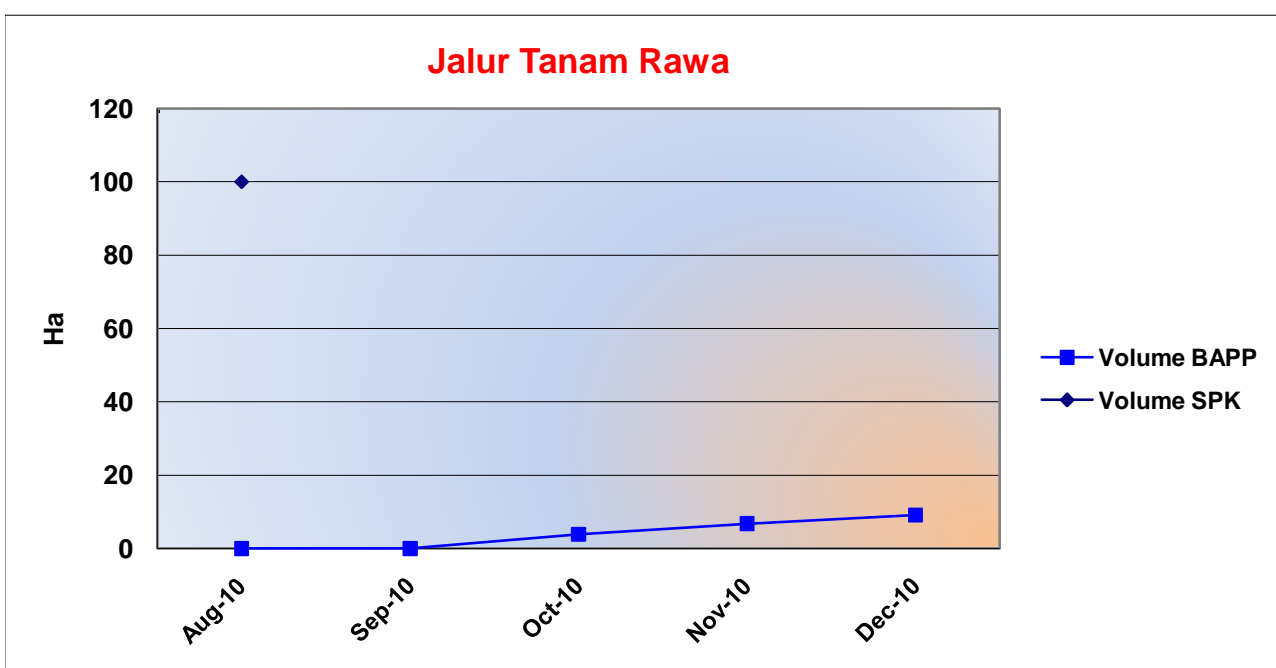
Bulan	Hasil per Bulan	Kumulatif
Aug-10	-	-
Sep-10	-	-
Oct-10	-	-
Nov-10	2,394.40	2,394.40
Dec-10	2,984.38	5,378.78
	5,378.78	

Jenis Pekerjaan	Unit	Vol SPK	Realisasi	%
Teras Contour	Meter	1,115,000.00	33,739.26	3.03%



Bulan	Hasil per Bulan	Kumulatif
Aug-10	-	-
Sep-10	-	-
Oct-10	-	-
Nov-10	11,869.35	11,869.35
Dec-10	21,869.91	33,739.26
	33,739.26	

Jenis Pekerjaan	Unit	Vol SPK	Realisasi	%
Jalur Tanam Rawa	Ha	100.00	9.13	9.13%



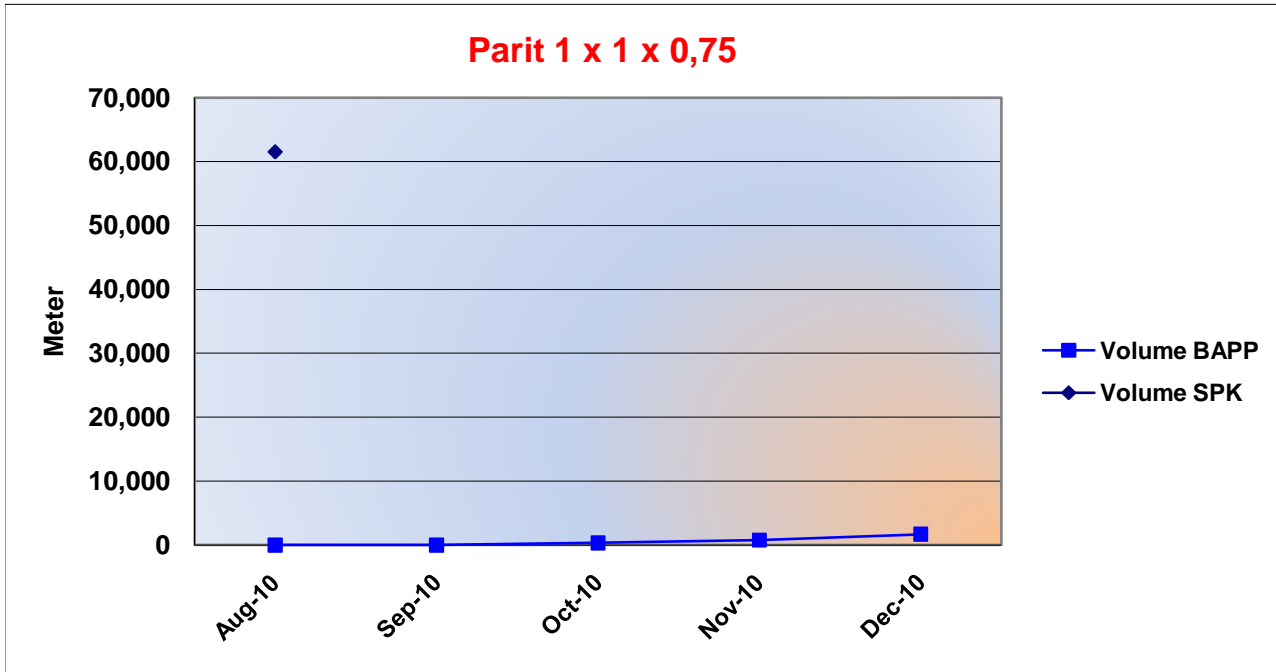
Bulan	Hasil per Bulan	Kumulatif
Aug-10	-	-
Sep-10	-	-
Oct-10	3.87	3.87
Nov-10	2.92	6.79
Dec-10	2.34	9.13
	9.13	



PT. SAWIT KAPUAS KENCANA

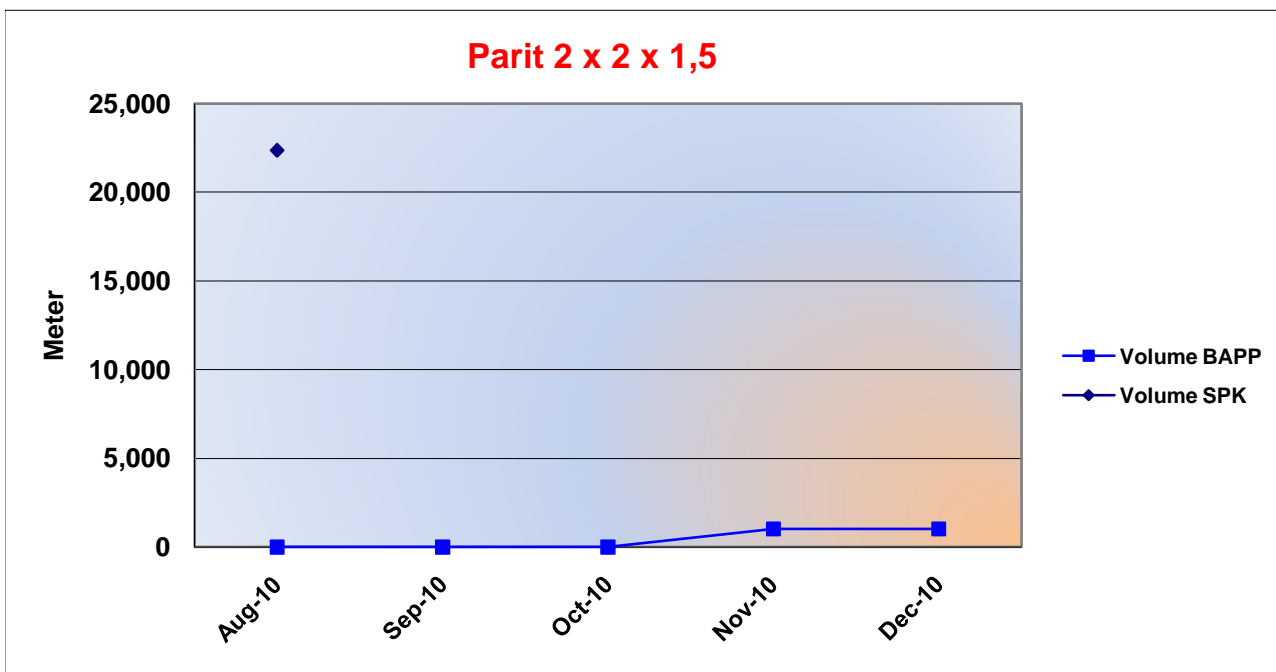
PROGRESS REPORT - Kebun Sungai Biru

Jenis Pekerjaan	Unit	Vol SPK	Realisasi	%
Parit 1 x 1 x 0,75	Meter	61,500.00	1,689.75	2.75%



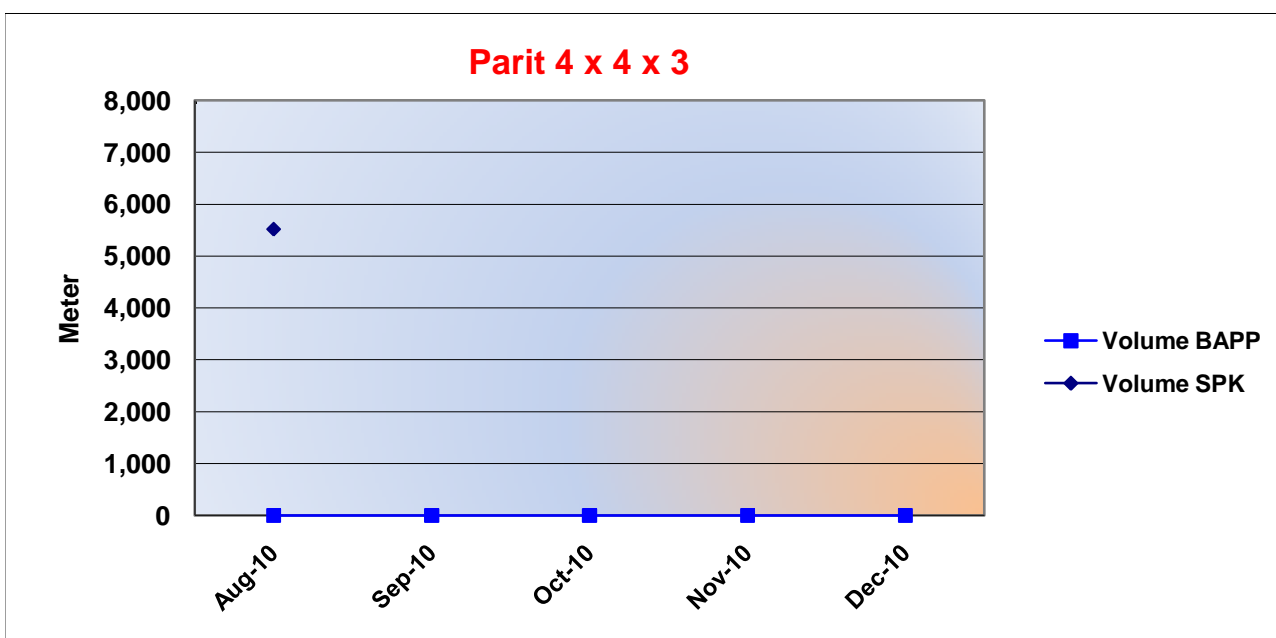
Bulan	Hasil per Bulan	Kumulatif
Aug-10	-	-
Sep-10	-	-
Oct-10	346.14	346.14
Nov-10	431.25	777.39
Dec-10	912.36	1,689.75
	1,689.75	

Jenis Pekerjaan	Unit	Vol SPK	Realisasi	%
Parit 2 x 2 x 1,5	Meter	22,360	1,021.98	4.57%



Bulan	Hasil per Bulan	Kumulatif
Aug-10	-	-
Sep-10	-	-
Oct-10	-	-
Nov-10	1,021.98	1,021.98
Dec-10	-	1,021.98
	1,021.98	

Jenis Pekerjaan	Unit	Vol SPK	Realisasi	%
Parit 4 x 4 x 3	Meter	5,520.00	-	0.00%



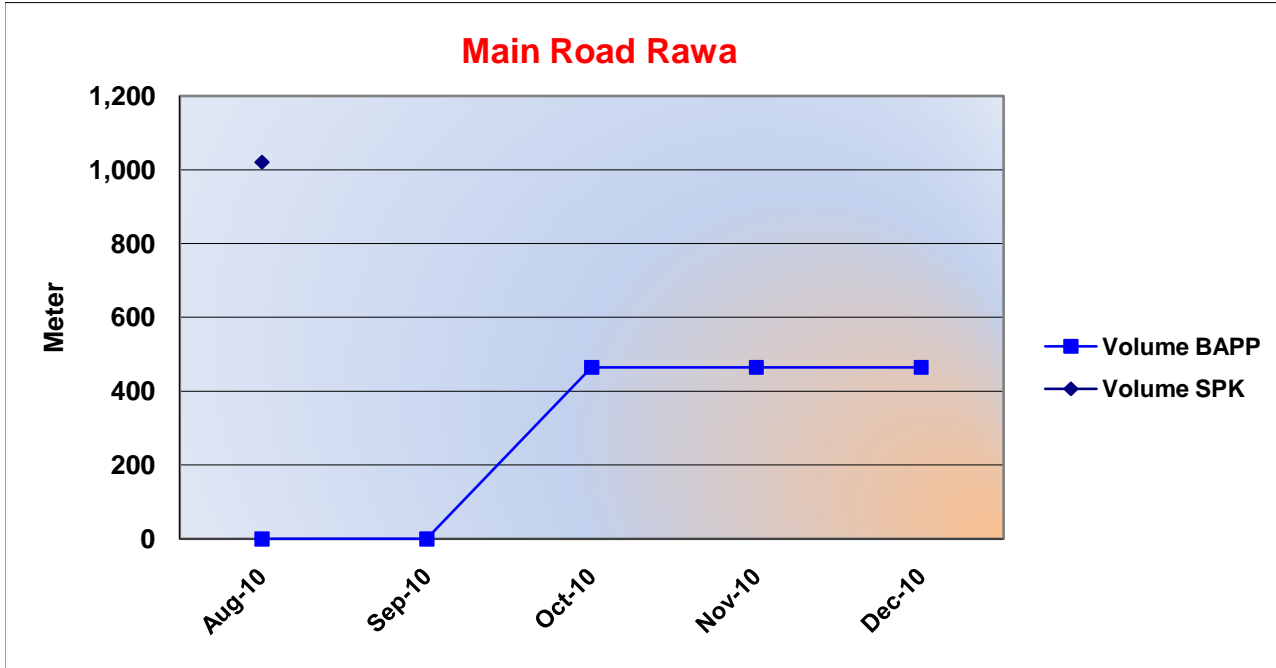
Bulan	Hasil per Bulan	Kumulatif
Aug-10	-	-
Sep-10	-	-
Oct-10	-	-
Nov-10	-	-
Dec-10	-	-
	-	



PT. SAWIT KAPUAS KENCANA

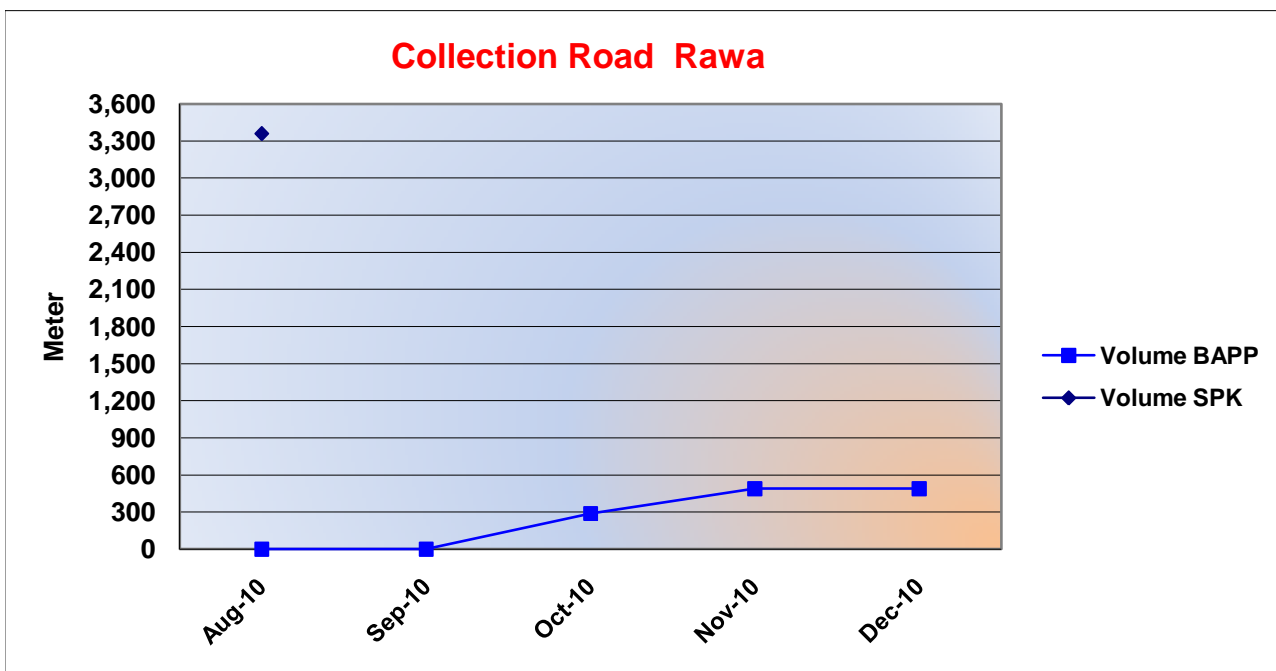
PROGRESS REPORT - Kebun Sungai Biru

Jenis Pekerjaan	Unit	Vol SPK	Realisasi	%
Main Road Rawa	Meter	1,020.00	464.70	45.56%



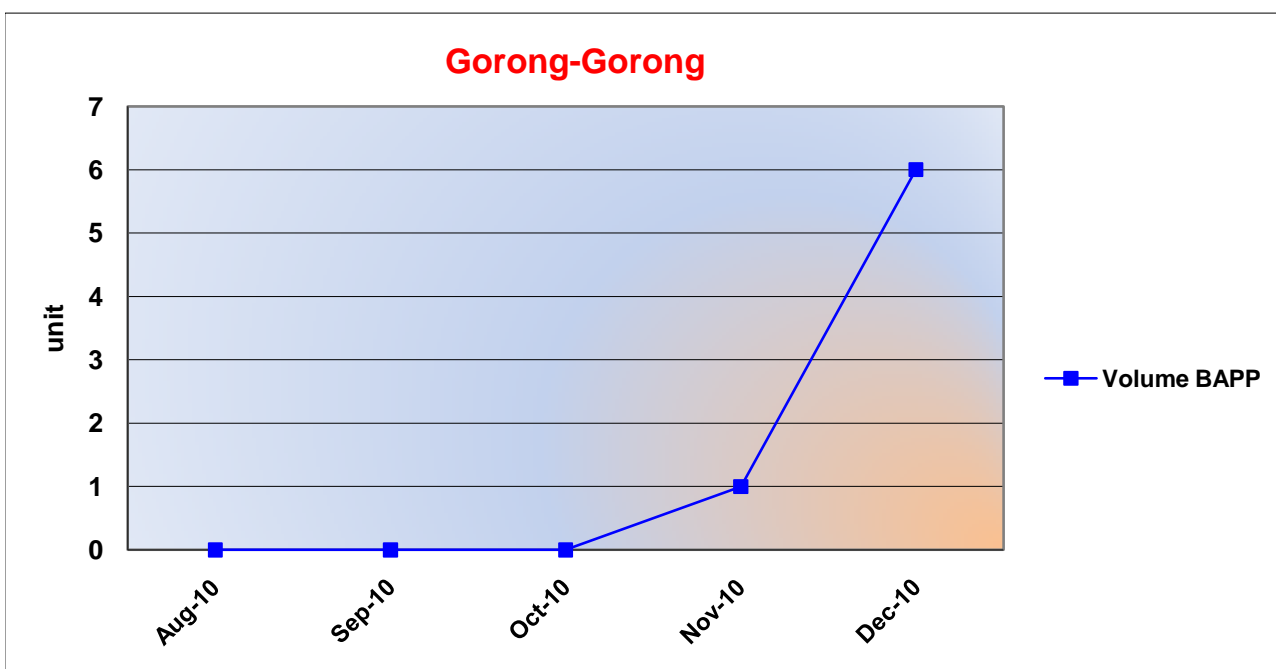
Bulan	Hasil per Bulan	Kumulatif
Aug-10	-	-
Sep-10	-	-
Oct-10	464.70	464.70
Nov-10	-	464.70
Dec-10	-	464.70
	464.70	

Jenis Pekerjaan	Unit	Vol SPK	Realisasi	%
Collection Road Rawa	Meter	3,360.00	488.87	14.55%



Bulan	Hasil per Bulan	Kumulatif
Aug-10	-	-
Sep-10	-	-
Oct-10	288.23	288.23
Nov-10	200.64	488.87
Dec-10	-	488.87
	488.87	

Jenis Pekerjaan	Unit	Vol SPK	Realisasi	%
Gorong-gorong	Unit	-	6.00	0.00%



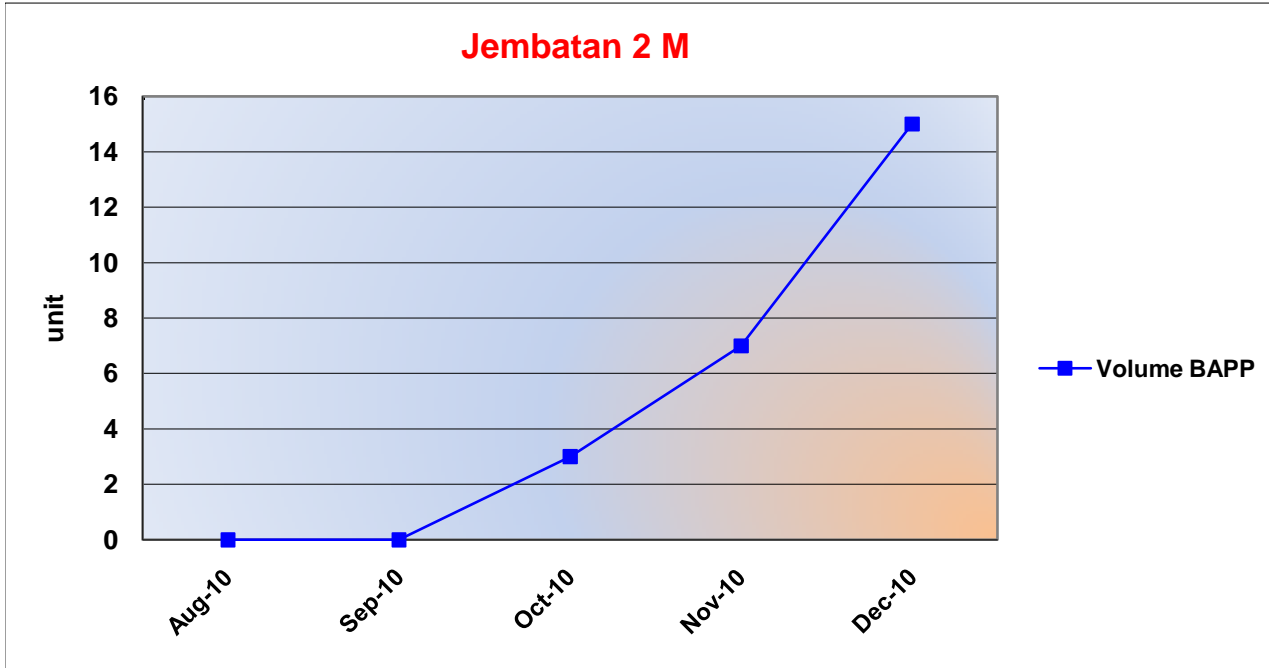
Bulan	Hasil per Bulan	Kumulatif
Aug-10	-	-
Sep-10	-	-
Oct-10	-	-
Nov-10	1.00	1.00
Dec-10	5.00	6.00
	6.00	



PT. SAWIT KAPUAS KENCANA

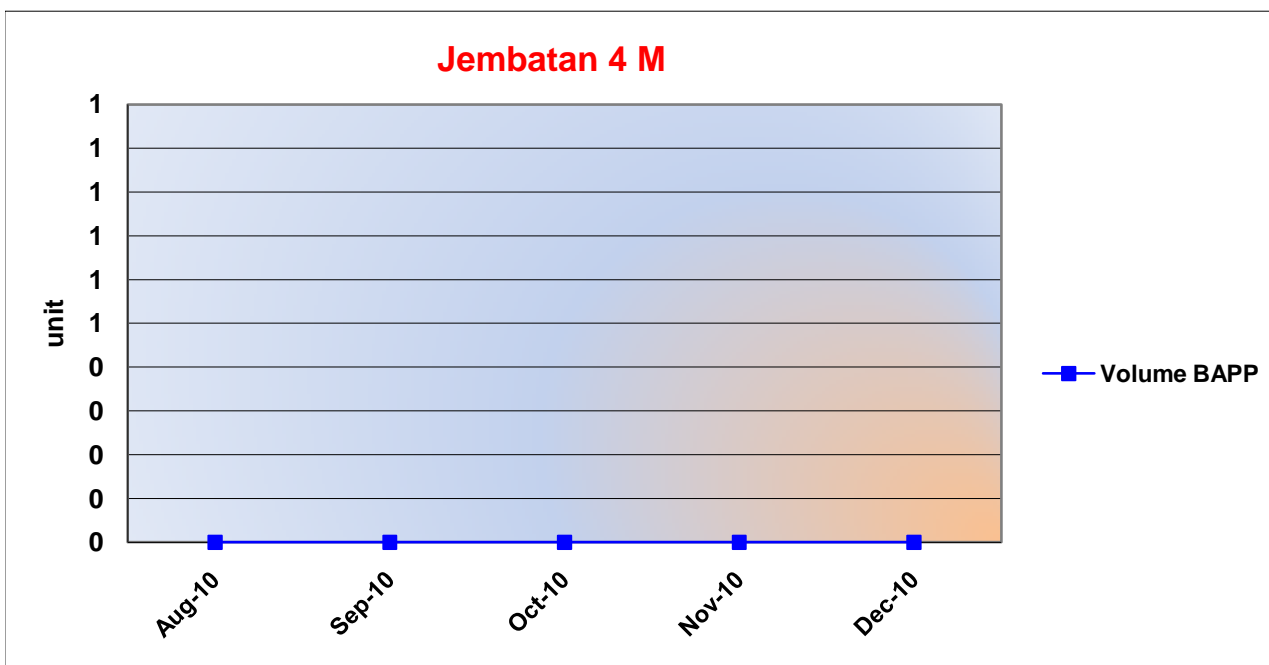
PROGRESS REPORT - Kebun Sungai Biru

Jenis Pekerjaan	Unit	Vol SPK	Realisasi	%
Jembatan 2 M	Unit	-	15.00	0.00%



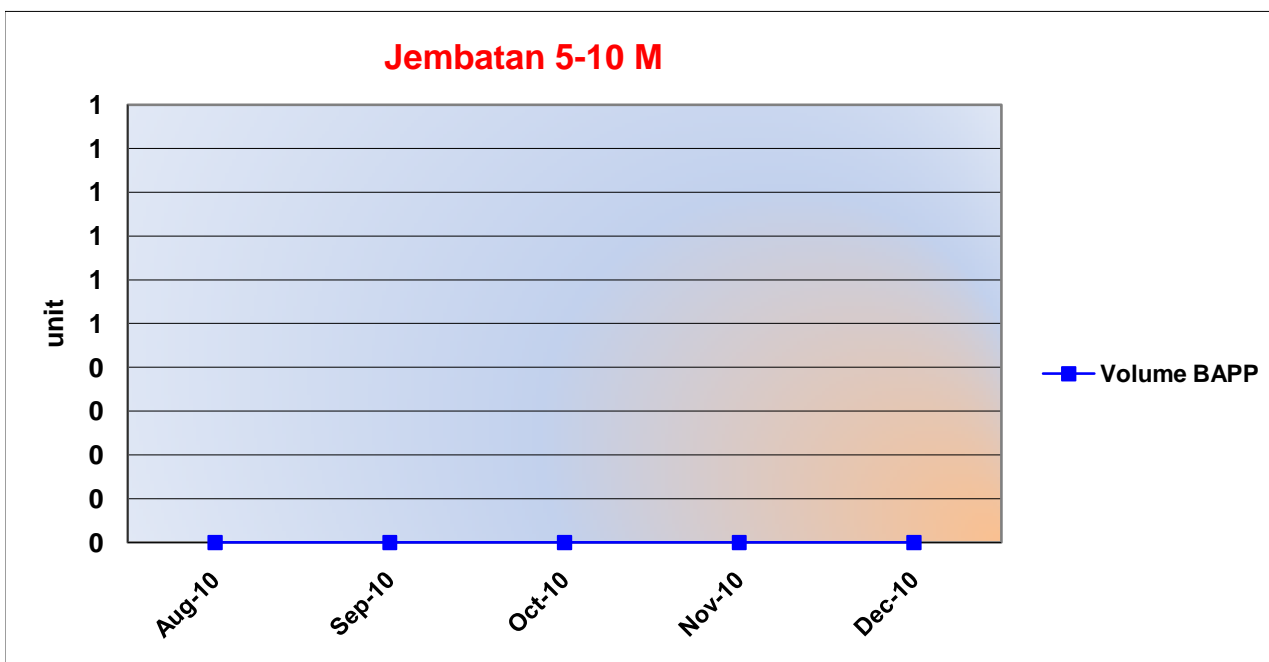
Bulan	Hasil per Bulan	Kumulatif
Aug-10	-	-
Sep-10	-	-
Oct-10	3.00	3.00
Nov-10	4.00	7.00
Dec-10	8.00	15.00
	15.00	

Jenis Pekerjaan	Unit	Vol SPK	Realisasi	%
Jembatan 4 M	Unit	-	-	0.00%



Bulan	Hasil per Bulan	Kumulatif
Aug-10	-	-
Sep-10	-	-
Oct-10	-	-
Nov-10	-	-
Dec-10	-	-
	-	

Jenis Pekerjaan	Unit	Vol SPK	Realisasi	%
Jembatan 5-10 M	Unit	-	-	0.00%



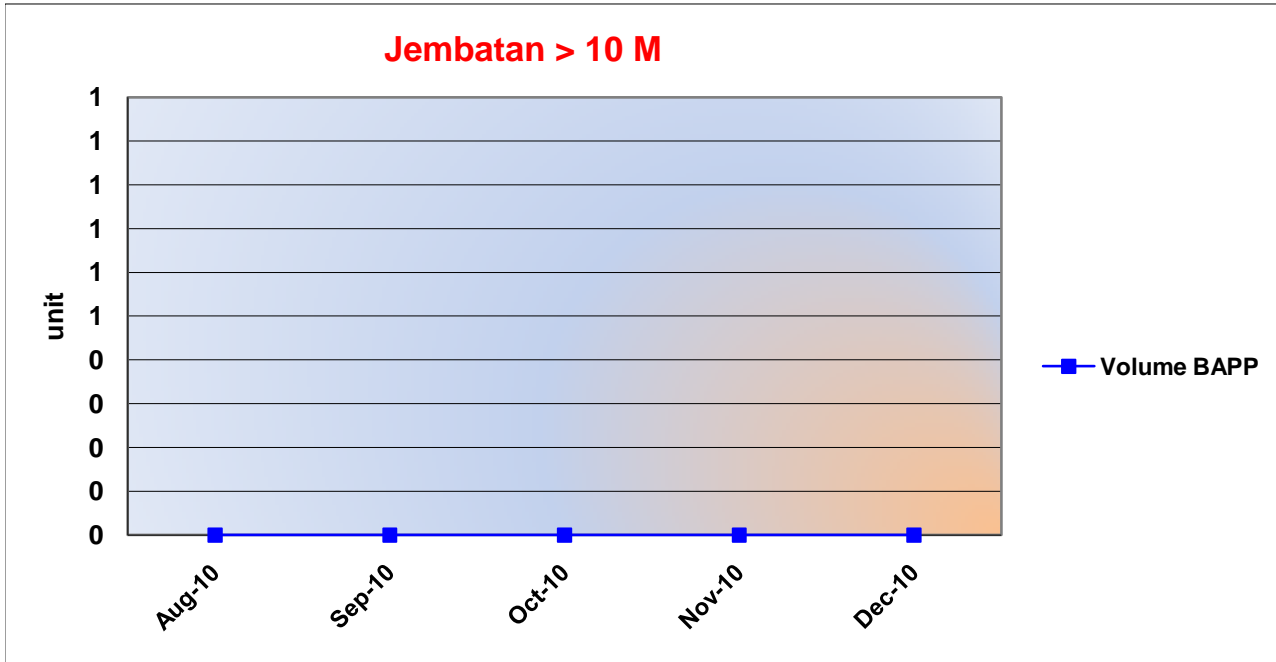
Bulan	Hasil per Bulan	Kumulatif
Aug-10	-	-
Sep-10	-	-
Oct-10	-	-
Nov-10	-	-
Dec-10	-	-
	-	



PT. SAWIT KAPUAS KENCANA

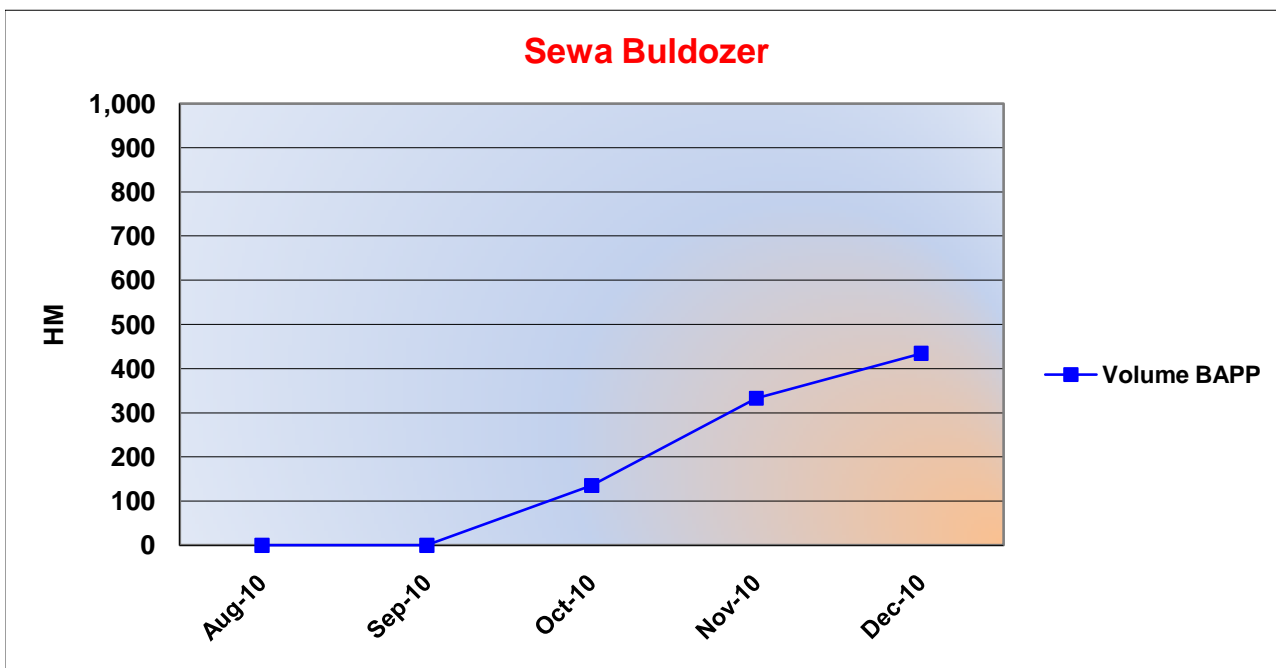
PROGRESS REPORT - Kebun Sungai Biru

Jenis Pekerjaan	Unit	Vol SPK	Realisasi	%
Jembatan > 10 M	Unit	-	-	0.00%



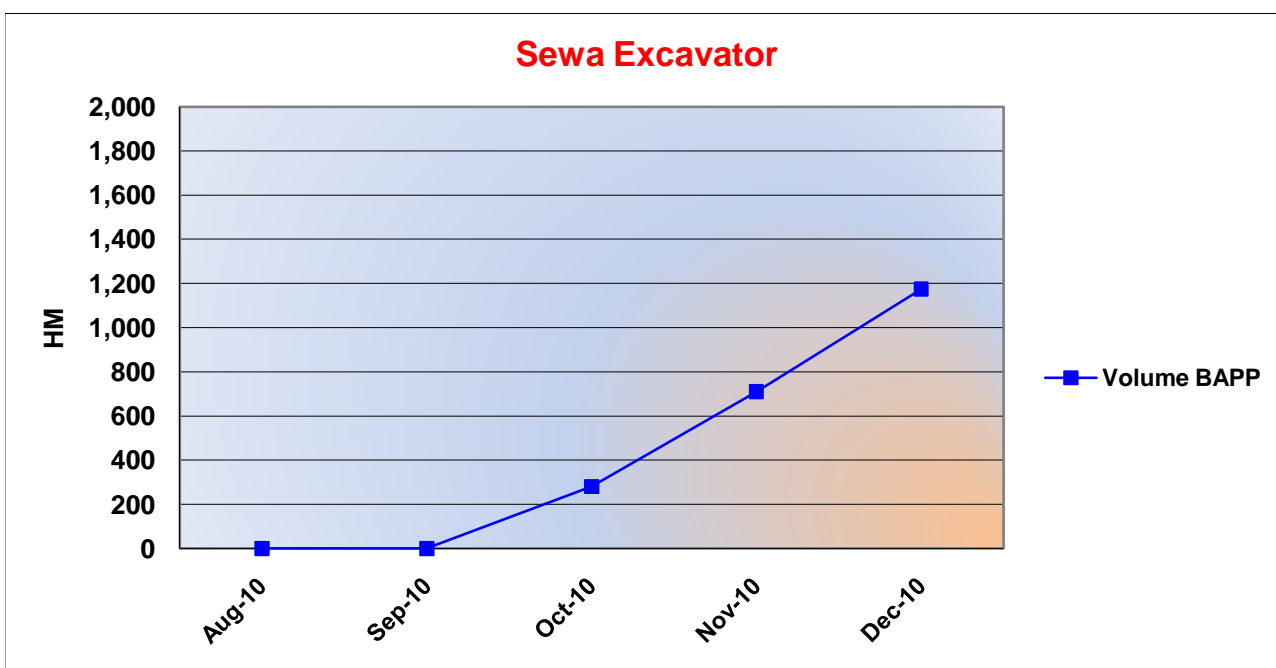
Bulan	Hasil per Bulan	Kumulatif
Aug-10	-	-
Sep-10	-	-
Oct-10	-	-
Nov-10	-	-
Dec-10	-	-
	-	-

Jenis Pekerjaan	Unit	Vol SPK	Realisasi	%
Sewa Buldozer	HM	-	434.30	0.00%



Bulan	Hasil per Bulan	Kumulatif
Aug-10	-	-
Sep-10	-	-
Oct-10	135.40	135.40
Nov-10	197.10	332.50
Dec-10	101.80	434.30
	434.30	

Jenis Pekerjaan	Unit	Vol SPK	Realisasi	%
Sewa Excavator	HM	-	1,174.40	0.00%



Bulan	Hasil per Bulan	Kumulatif
Aug-10	-	-
Sep-10	-	-
Oct-10	280.00	280.00
Nov-10	430.00	710.00
Dec-10	464.40	1,174.40
	1,174.40	