



PT. NUSANTARA SAWIT PERSADA

PROGRESS REPORT - Kebun Rasau Tumbuh

KONTRAK NO :

1. SPK No. RSTE/JKTO/031/06/2012-SWAB (07 Mei 2012 s.d. 31 Desember 2013)
1. SPK No. RSTE/JKTO/032/06/2012-Pasar Pikul (07 Mei 2012 s.d. 31 Desember 2013)
2. SPK No. RSTE/JKTO/037/06/2012-MTT (01 Agustus 2012 s.d. 31 Desember 2012)

Jenis Pekerjaan	Unit	Vol SPK 02 Mei 2012 s.d 30 April 2014	Realisasi			%
			AKUMULASI S.D BULAN LALU	BAPP Desember 2012	S.D BAPP Desember 2012	
Sewa Bulldozer (D31)	HM	-	349,70	-	349,70	
Sewa Excavator (PC 100)	HM	-	-	-	-	
Sewa Excavator (PC 50)	HM	-	62,00	-	62,00	
Muat & Angkut Tanah Timbun	M3	51.600,00	9.916,00	-	9.916,00	19,22%
Pasar Pikul & Pasar Kumis	M2	900.000,00	70.784,00	34.873,00	105.657,00	11,74%

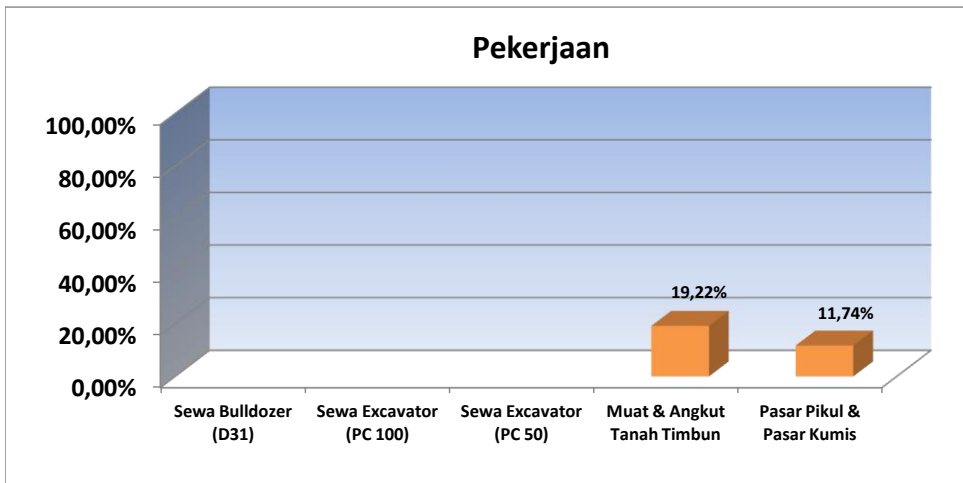
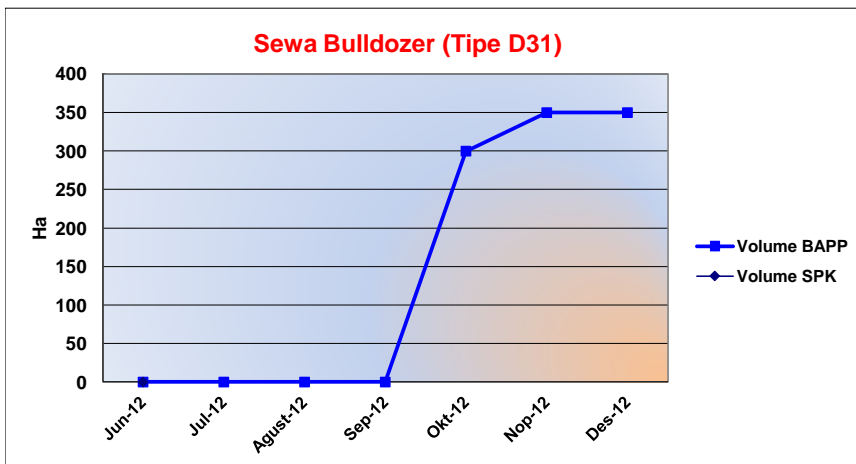


Chart & Detail Per Month

Jenis Pekerjaan	Unit	Vol SPK	Realisasi	%
Sewa Bulldozer (D31)	HM	-	349,70	0,00%



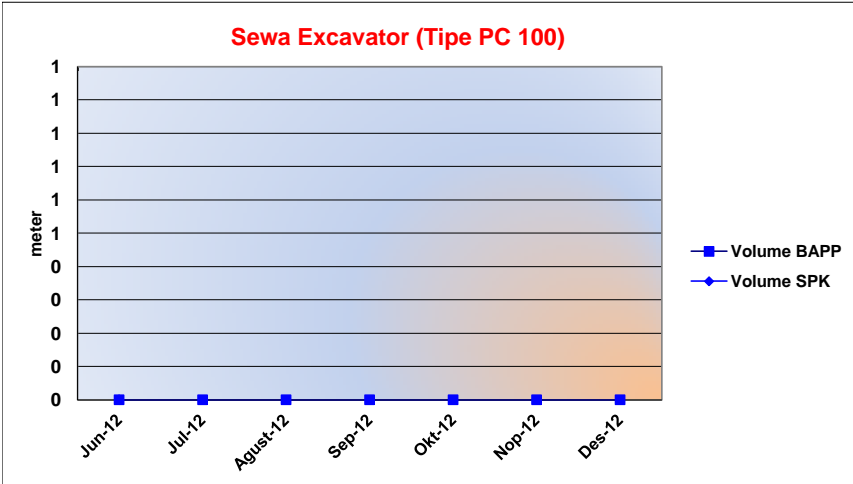
Bulan	Hasil per Bulan	Kumulatif
Jun-12	-	-
Jul-12	-	-
Aug-12	-	-
Sep-12	-	-
Oct-12	300	299,70
Nov-12	50	349,70
Dec-12	-	349,70
	350	



PT. NUSANTARA SAWIT PERSADA

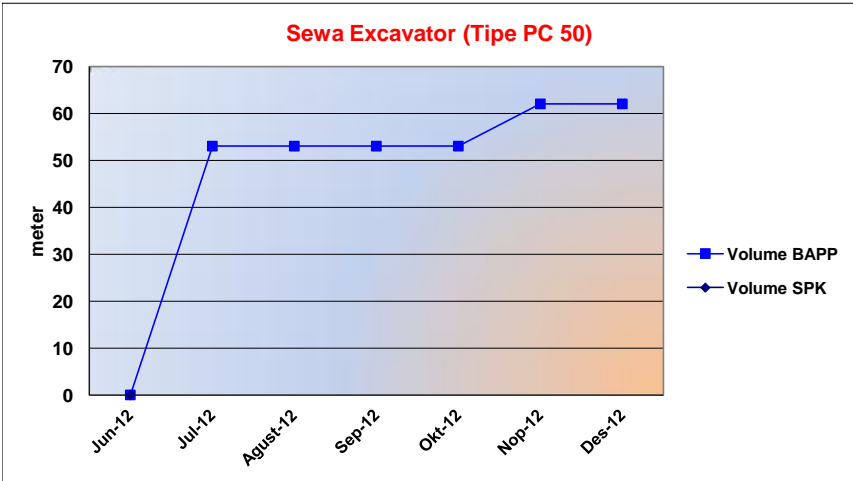
PROGRESS REPORT - Kebun Rasau Tumbuh

Jenis Pekerjaan	Unit	Vol SPK	Realisasi	%
Sewa Excavator (PC 100)	HM	-	-	0,00%



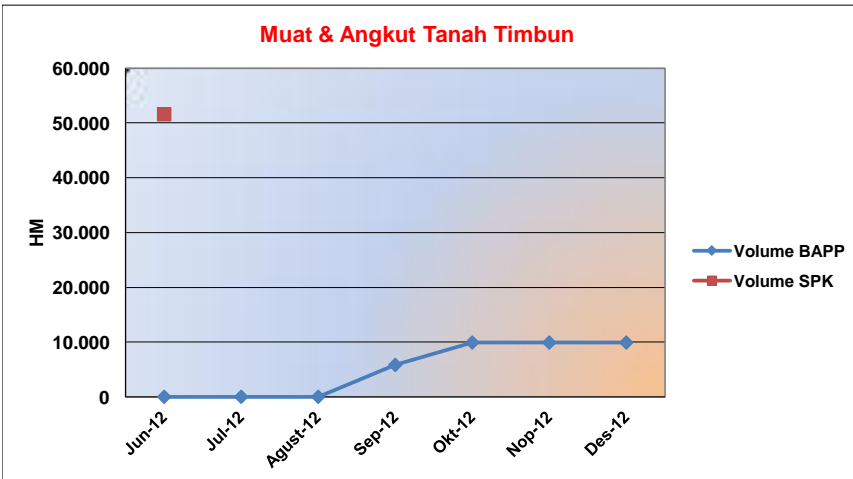
Bulan	Hasil per Bulan	Kumulatif
Jun-12	-	-
Jul-12	-	-
Aug-12	-	-
Sep-12	-	-
Oct-12	-	-
Nov-12	-	-
Des-12	-	-
	-	-
	-	-

Jenis Pekerjaan	Unit	Vol SPK	Realisasi	%
Sewa Excavator (PC 50)	HM	-	62,00	0,00%



Bulan	Hasil per Bulan	Kumulatif
Jun-12	-	-
Jul-12	53	53,00
Aug-12	-	53,00
Sep-12	-	53,00
Oct-12	-	53,00
Nov-12	9	62,00
Dec-12	-	62,00
	62	

Jenis Pekerjaan	Unit	Vol SPK	Realisasi	%
Muat & Angkut Tanah Timbun	M3	51.600,00	9.916,00	19,22%



Bulan	Hasil per Bulan	Kumulatif
Jun-12	-	-
Jul-12	-	-
Aug-12	-	-
Sep-12	5.820	5.820,00
Oct-12	4.096	9.916,00
Nov-12	-	9.916,00
Dec-12	-	9.916,00
	9.916	



PT. NUSANTARA SAWIT PERSADA

PROGRESS REPORT - Kebun Rasau Tumbuh

Jenis Pekerjaan	Unit	Vol SPK	Realisasi	%
Pasar Pikul & Pasar Kumis	M2	900.000,00	105.657,00	11,74%

Bulan	Hasil per Bulan	Kumulatif
Jun-12	-	-
Jul-12	3.304	3.304,00
Aug-12	10.770	14.074,00
Sep-12	8.785	22.859,00
Oct-12	17.401	40.260,00
Nov-12	30.524	70.784,00
Dec-12	34.873	105.657,00
	105.657	

