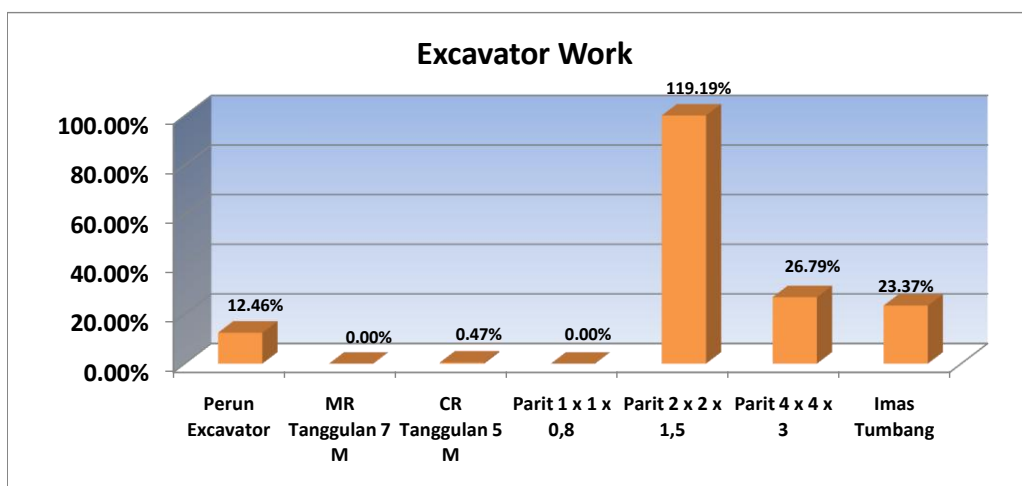
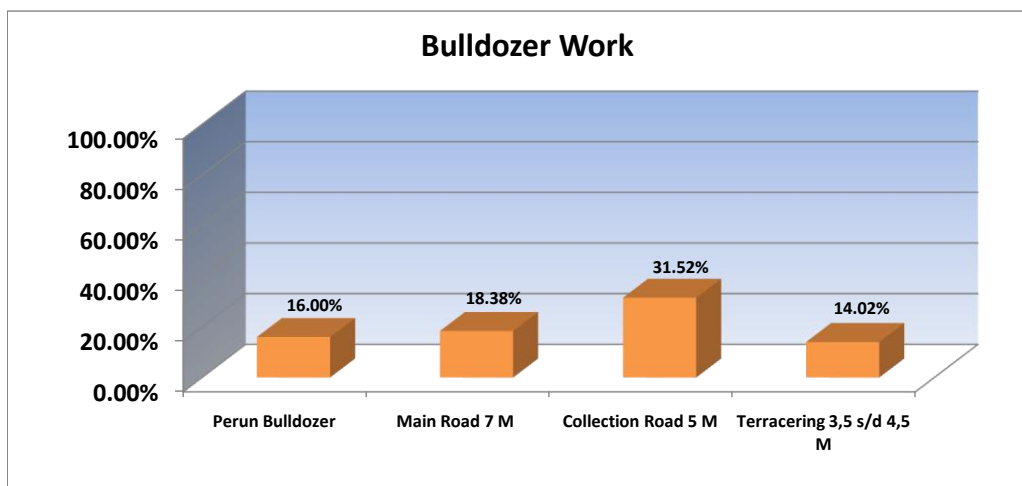




CLAIM SUMMARY - Desa Susuk Dalam Estate

Contract No. :
1. KBSA/CR/001/IV/10

Type of Work	Unit	SPK Vol	May - Oct 2010 Claim	November Claim	Total Claimed (May - Nov 2010)	%
Bulldozer						
Perun Bulldozer	Ha	3,465.00	425.00	129.37	554.37	16.00%
Main Road 9 M	Meter	-	-	-	-	-
Main Road 7 M	Meter	34,650.00	5,039.00	1,331.00	6,370.00	18.38%
Collection Road 6 M	Meter	-	-	-	-	-
Collection Road 5 M	Meter	115,500.00	29,003.00	7,404.00	36,407.00	31.52%
Terracing 3,5 s/d 4,5 M	Meter	340,000.00	45,071.00	2,603.00	47,674.00	14.02%
Jalan Teras Kountur 5 M	Meter	-	-	-	-	-
Sewa Buldozer	HM	-	-	13.30	13.30	-
Excavator						
Perun Excavator	Ha	1,155.00	140.14	3.80	143.94	12.46%
MR Tanggulan 9 M	Meter	-	-	-	-	-
MR Tanggulan 7 M	Meter	11,550.00	-	-	-	0.00%
CR Tanggulan 6 M	Meter	-	-	-	-	-
CR Tanggulan 5 M	Meter	38,500.00	-	181.00	181.00	0.47%
Parit 1 x 1 x 0,8	Meter	23,100.00	-	-	-	0.00%
Parit 2 x 2 x 1,5	Meter	11,550.00	7,653.00	6,114.00	13,767.00	119.19%
Parit 4 x 4 x 3	Meter	5,775.00	1,547.00	-	1,547.00	26.79%
Gorong-gorong	M ²	-	252.00	72.00	324.00	-
Jembatan	M ²	-	711.00	412.00	1,123.00	-
Sewa Excavator	HM	-	-	5.90	5.90	-
Imas Tumbang	Ha	4,620.00	1,064.58	14.90	1,079.48	23.37%
Jalan Boundery CR 5 M	Meter	-	6,141.00	2,056.00	8,197.00	-

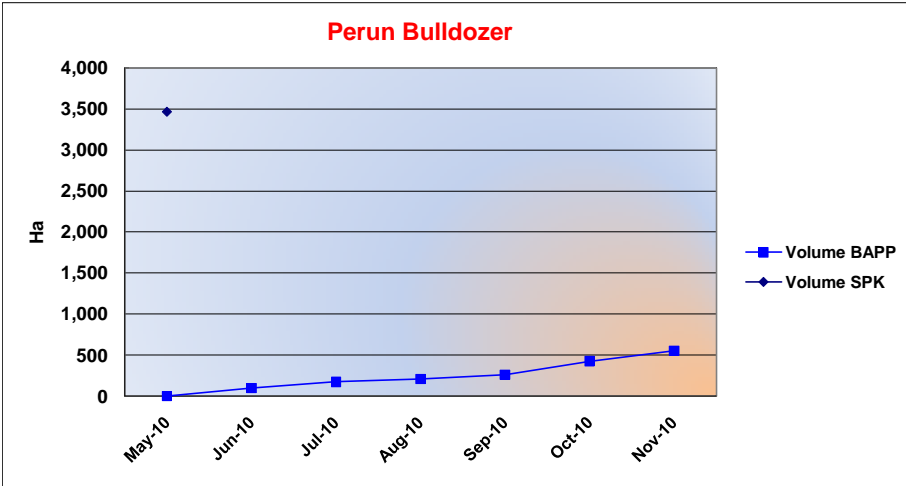




CLAIM SUMMARY - Desa Susuk Dalam Estate

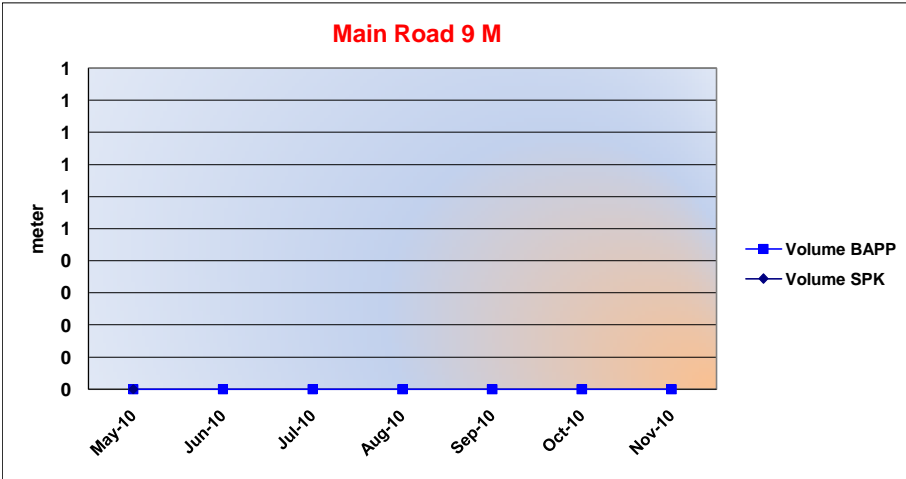
Chart & Detail Per Month

Type of Work	SPK Vol (Ha)	Progress	%
Perun Bulldozer	3,465.00	554.37	16.00%



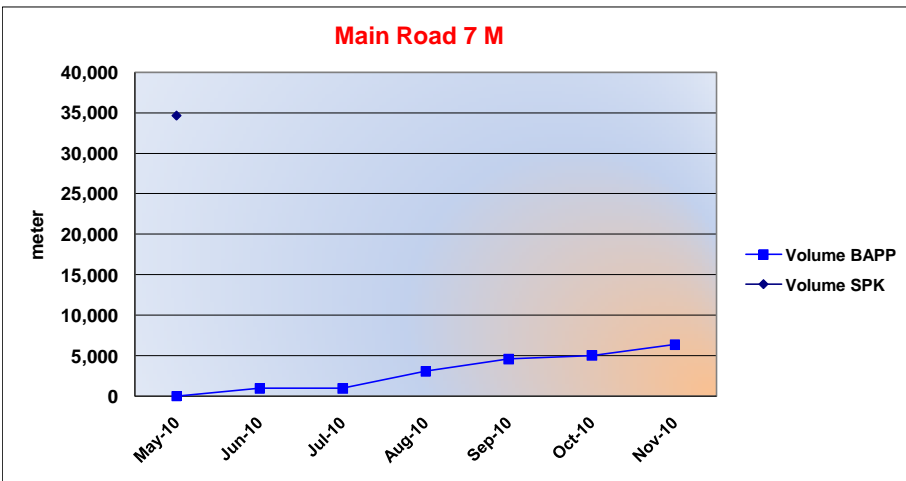
Month	Monthly Progress	Accumulated
May-10	-	-
Jun-10	98.25	98.25
Jul-10	75.24	173.49
Aug-10	34.92	208.41
Sep-10	51.74	260.15
Oct-10	164.85	425.00
Nov-10	129.37	554.37
	554.37	

Type of Work	SPK Vol (Meter)	Progress	%
Main Road 9 M	-	-	0.00%



Month	Monthly Progress	Accumulated
May-10	-	-
Jun-10	-	-
Jul-10	-	-
Aug-10	-	-
Sep-10	-	-
Oct-10	-	-
Nov-10	-	-
	-	-

Type of Work	SPK Vol (Meter)	Progress	%
Main Road 7 M	34,650.00	6,370.00	18.38%

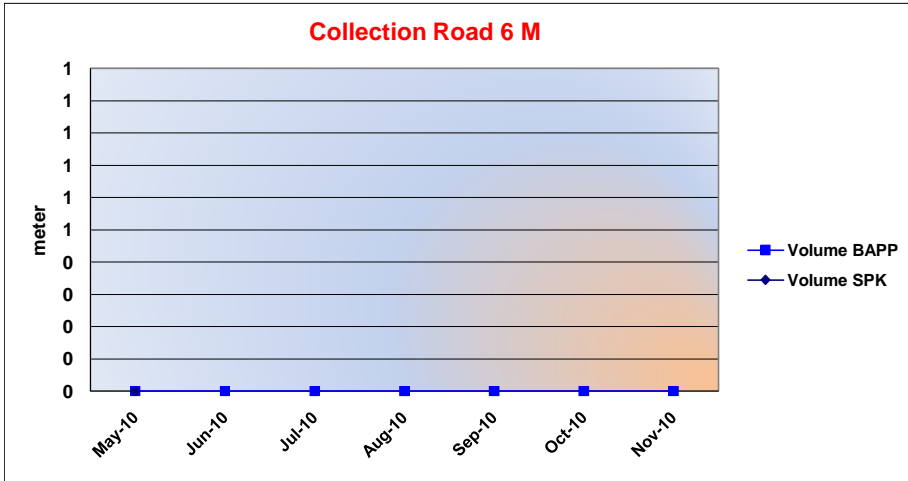


Month	Monthly Progress	Accumulated
May-10	-	-
Jun-10	983.00	983.00
Jul-10	-	983.00
Aug-10	2,107.00	3,090.00
Sep-10	1,513.00	4,603.00
Oct-10	436.00	5,039.00
Nov-10	1,331.00	6,370.00
	6,370.00	



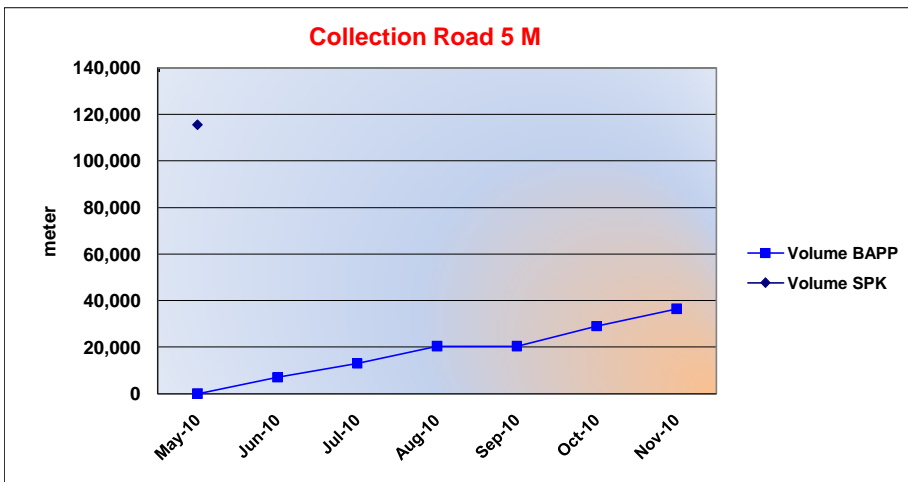
CLAIM SUMMARY - Desa Susuk Dalam Estate

Type of Work	SPK Vol (Meter)	Progress	%
Collection Road 6 M	-	-	0.00%



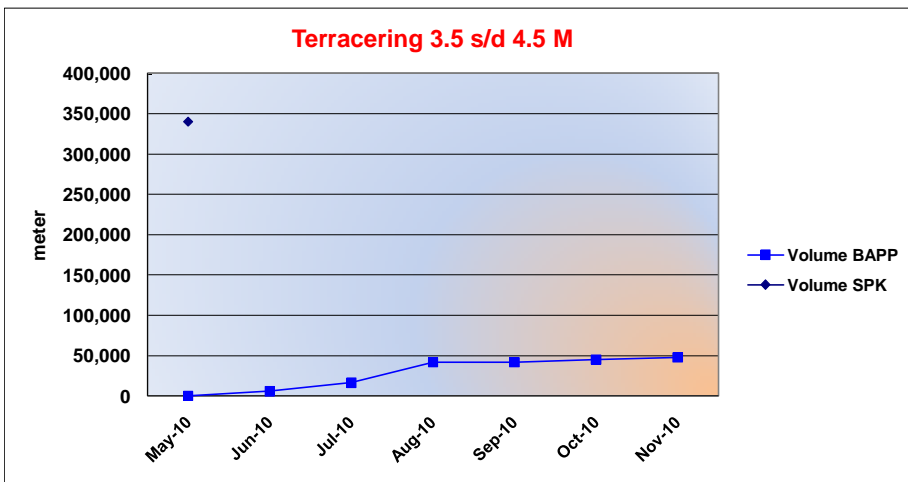
Month	Monthly Progress	Accumulated
May-10	-	-
Jun-10	-	-
Jul-10	-	-
Aug-10	-	-
Sep-10	-	-
Oct-10	-	-
Nov-10	-	-
	-	-

Type of Work	SPK Vol (Meter)	Progress	%
Collection Road 5 M	115,500.00	36,407.00	31.52%



Month	Monthly Progress	Accumulated
May-10	-	-
Jun-10	6,977.00	6,977.00
Jul-10	5,977.00	12,954.00
Aug-10	7,418.00	20,372.00
Sep-10	-	20,372.00
Oct-10	8,631.00	29,003.00
Nov-10	7,404.00	36,407.00
	36,407.00	

Type of Work	SPK Vol (Meter)	Progress	%
Terracering 3,5 s/d 4,5 M	340,000.00	47,674.00	14.02%

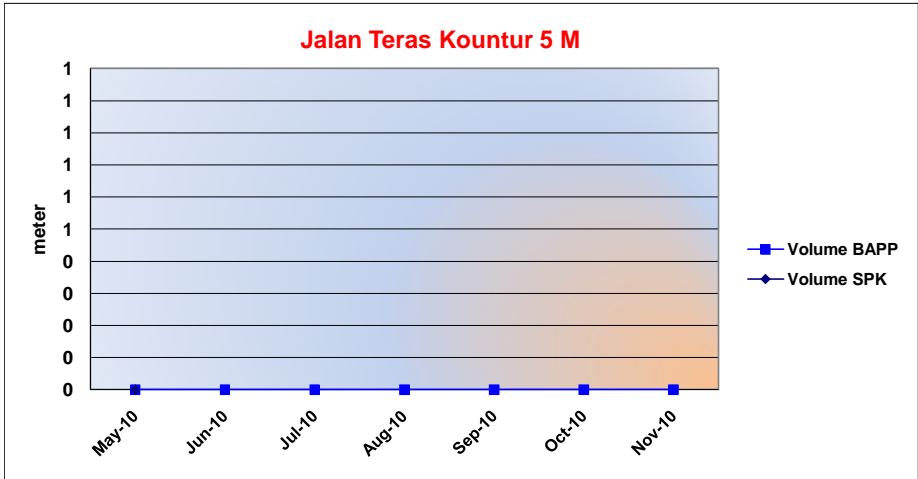


Month	Monthly Progress	Accumulated
May-10	-	-
Jun-10	5,888.00	5,888.00
Jul-10	10,594.00	16,482.00
Aug-10	25,240.00	41,722.00
Sep-10	-	41,722.00
Oct-10	3,349.00	45,071.00
Nov-10	2,603.00	47,674.00
	47,674.00	



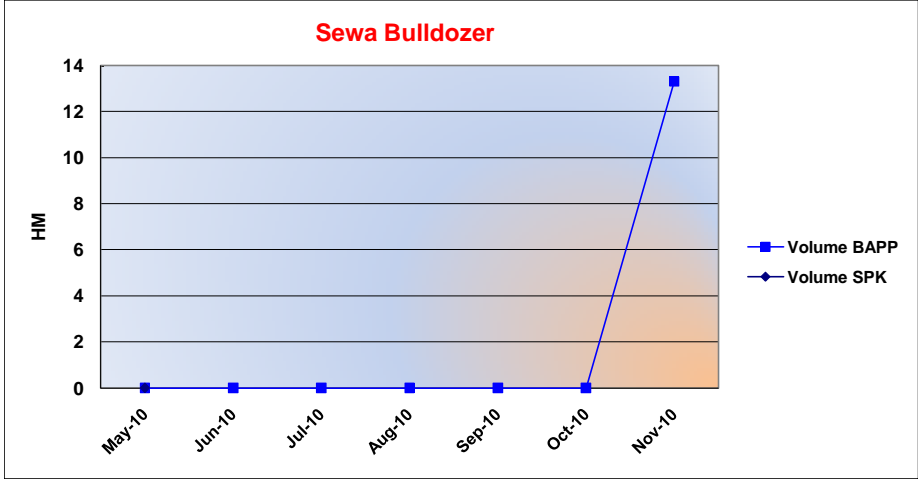
CLAIM SUMMARY - Desa Susuk Dalam Estate

Type of Work	SPK Vol (Meter)	Progress	%
Jalan Teras Kountur 5 M	-	-	0.00%



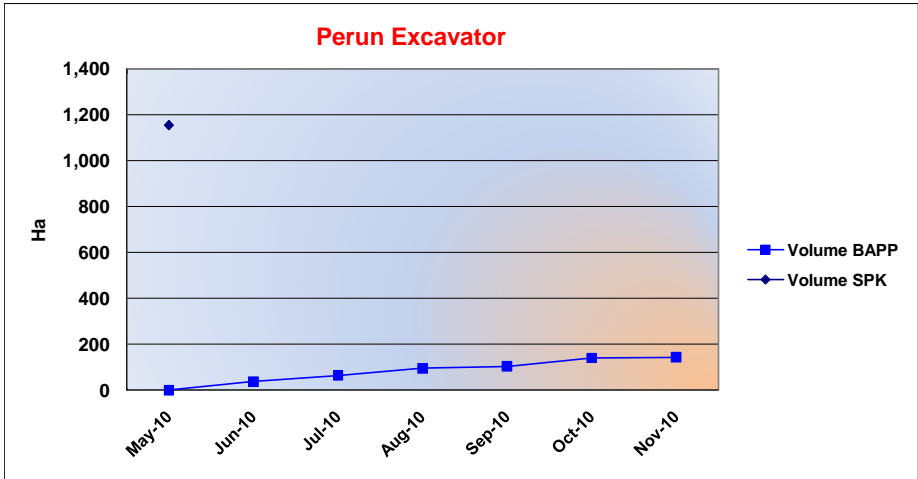
Month	Monthly Progress	Accumulated
May-10	-	-
Jun-10	-	-
Jul-10	-	-
Aug-10	-	-
Sep-10	-	-
Oct-10	-	-
Nov-10	-	-
	-	-

Type of Work	SPK Vol (HM)	Progress	%
Sewa Buldozer	-	13.30	0.00%



Month	Monthly Progress	Accumulated
May-10	-	-
Jun-10	-	-
Jul-10	-	-
Aug-10	-	-
Sep-10	-	-
Oct-10	-	-
Nov-10	13.30	13.30
	13.30	

Type of Work	SPK Vol (Ha)	Progress	%
Perun Excavator	1,155.00	143.94	12.46%

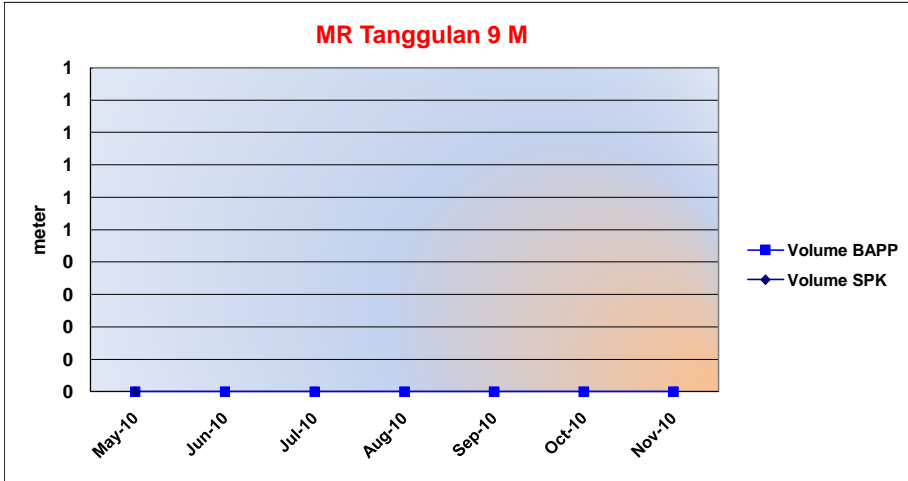


Month	Monthly Progress	Accumulated
May-10	-	-
Jun-10	37.20	37.20
Jul-10	27.70	64.90
Aug-10	30.79	95.69
Sep-10	8.75	104.44
Oct-10	35.70	140.14
Nov-10	3.80	143.94
	143.94	



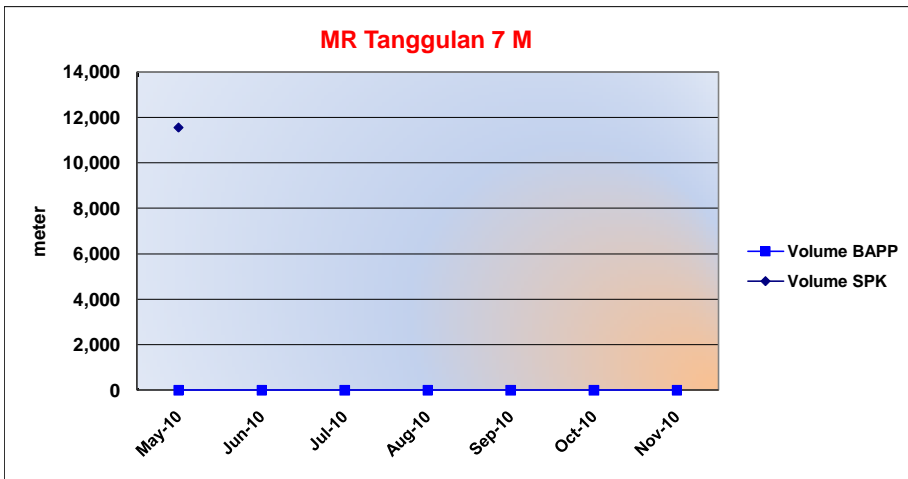
CLAIM SUMMARY - Desa Susuk Dalam Estate

Type of Work	SPK Vol (Meter)	Progress	%
MR Tanggulan 9 M	-	-	0.00%



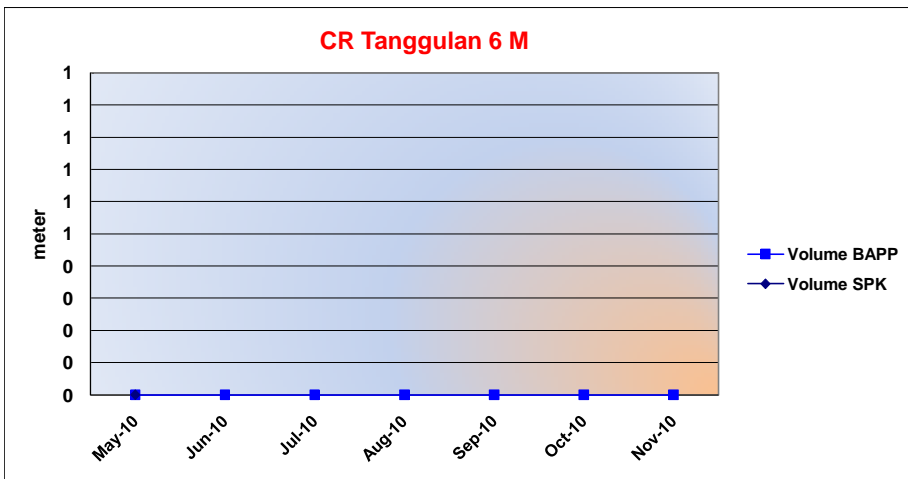
Month	Monthly Progress	Accumulated
May-10	-	-
Jun-10	-	-
Jul-10	-	-
Aug-10	-	-
Sep-10	-	-
Oct-10	-	-
Nov-10	-	-
	-	-

Type of Work	SPK Vol (Meter)	Progress	%
MR Tanggulan 7 M	11,550.00	-	0.00%



Month	Monthly Progress	Accumulated
May-10	-	-
Jun-10	-	-
Jul-10	-	-
Aug-10	-	-
Sep-10	-	-
Oct-10	-	-
Nov-10	-	-
	-	-

Type of Work	SPK Vol (Meter)	Progress	%
CR Tanggulan 6 M	-	-	0.00%

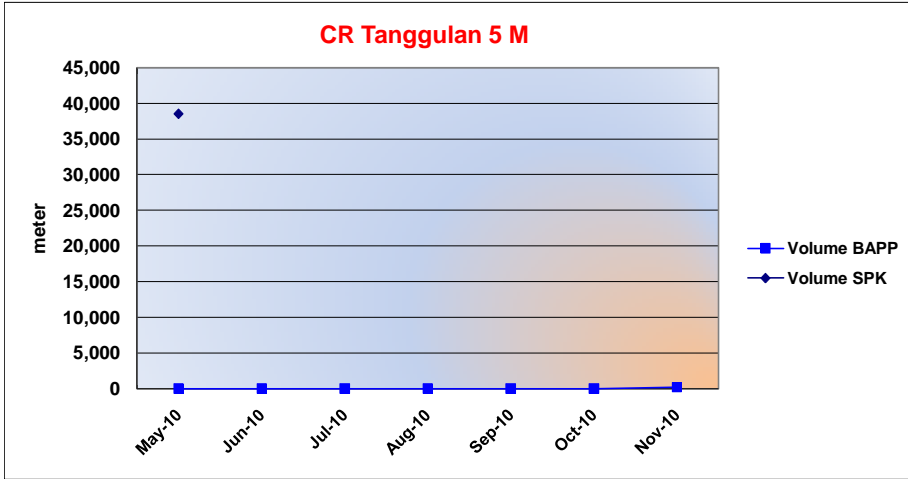


Month	Monthly Progress	Accumulated
May-10	-	-
Jun-10	-	-
Jul-10	-	-
Aug-10	-	-
Sep-10	-	-
Oct-10	-	-
Nov-10	-	-
	-	-



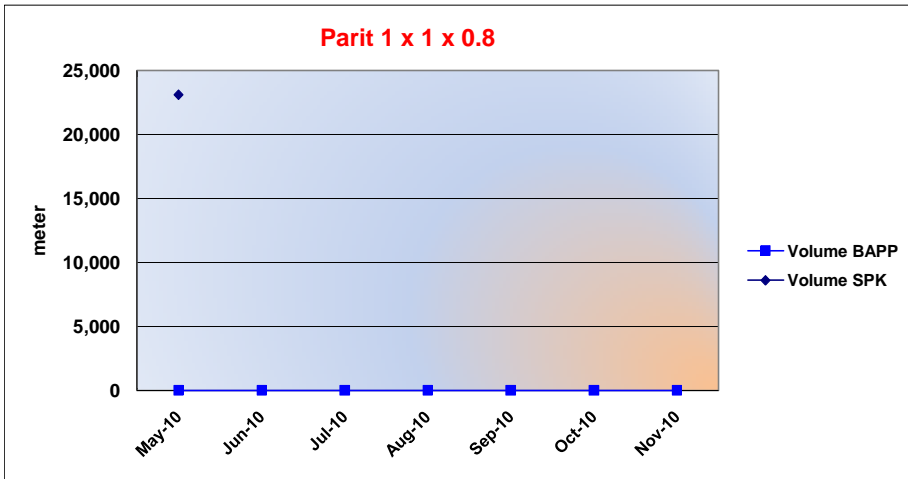
CLAIM SUMMARY - Desa Susuk Dalam Estate

Type of Work	SPK Vol (Meter)	Progress	%
CR Tanggulan 5 M	38,500.00	181.00	0.47%



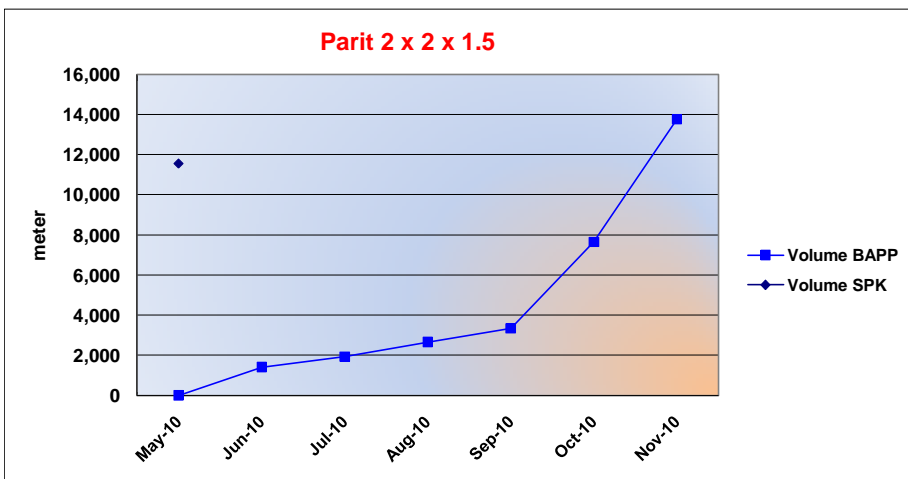
Month	Monthly Progress	Accumulated
May-10	-	-
Jun-10	-	-
Jul-10	-	-
Aug-10	-	-
Sep-10	-	-
Oct-10	-	-
Nov-10	181.00	181.00
	181.00	

Type of Work	SPK Vol (Meter)	Progress	%
Parit 1 x 1 x 0,8	23,100.00	-	0.00%



Month	Monthly Progress	Accumulated
May-10	-	-
Jun-10	-	-
Jul-10	-	-
Aug-10	-	-
Sep-10	-	-
Oct-10	-	-
Nov-10	-	-
	-	-

Type of Work	SPK Vol (Meter)	Progress	%
Parit 2 x 2 x 1,5	11,550.00	13,767.00	119.19%

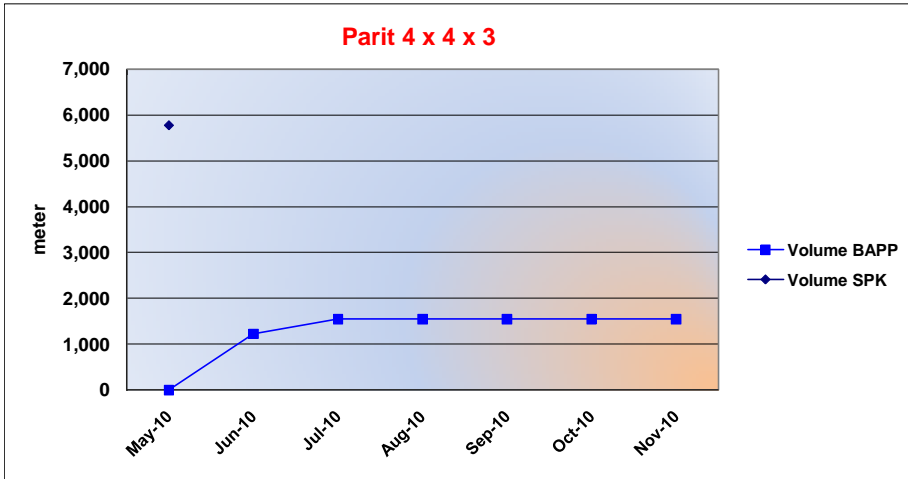


Month	Monthly Progress	Accumulated
May-10	-	-
Jun-10	1,410.00	1,410.00
Jul-10	516.00	1,926.00
Aug-10	729.00	2,655.00
Sep-10	680.00	3,335.00
Oct-10	4,318.00	7,653.00
Nov-10	6,114.00	13,767.00
	13,767.00	



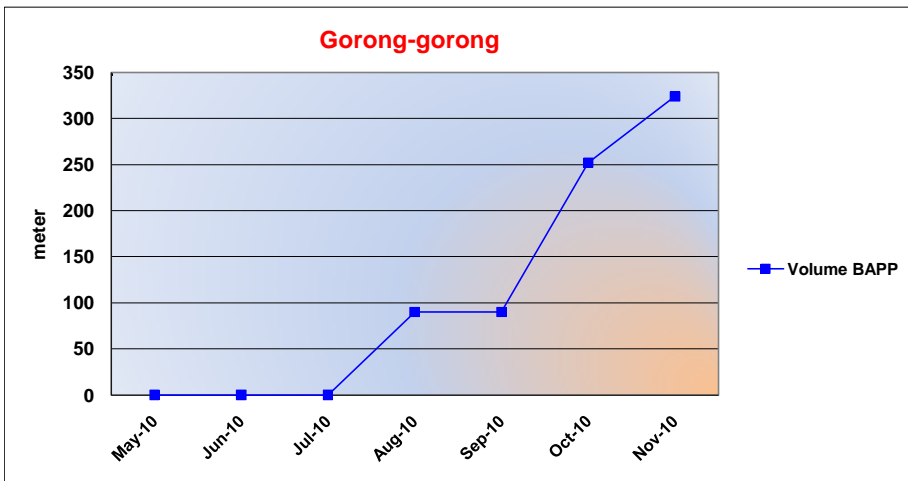
CLAIM SUMMARY - Desa Susuk Dalam Estate

Type of Work	SPK Vol (Meter)	Progress	%
Parit 4 x 4 x 3	5,775.00	1,547.00	26.79%



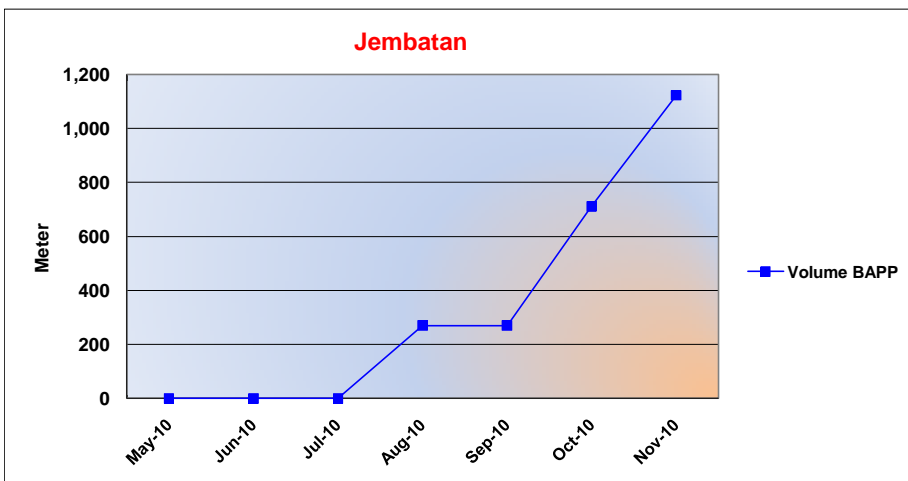
Month	Monthly Progress	Accumulated
May-10	-	-
Jun-10	1,226.00	1,226.00
Jul-10	321.00	1,547.00
Aug-10	-	1,547.00
Sep-10	-	1,547.00
Oct-10	-	1,547.00
Nov-10	-	1,547.00
	1,547.00	

Type of Work	SPK Vol (Meter)	Progress	%
Gorong-gorong	-	324.00	0.00%



Month	Monthly Progress	Accumulated
May-10	-	-
Jun-10	-	-
Jul-10	-	-
Aug-10	90.00	90.00
Sep-10	-	90.00
Oct-10	162.00	252.00
Nov-10	72.00	324.00
	324.00	

Type of Work	SPK Vol (Meter)	Progress	%
Jembatan	-	1,123.00	0.00%

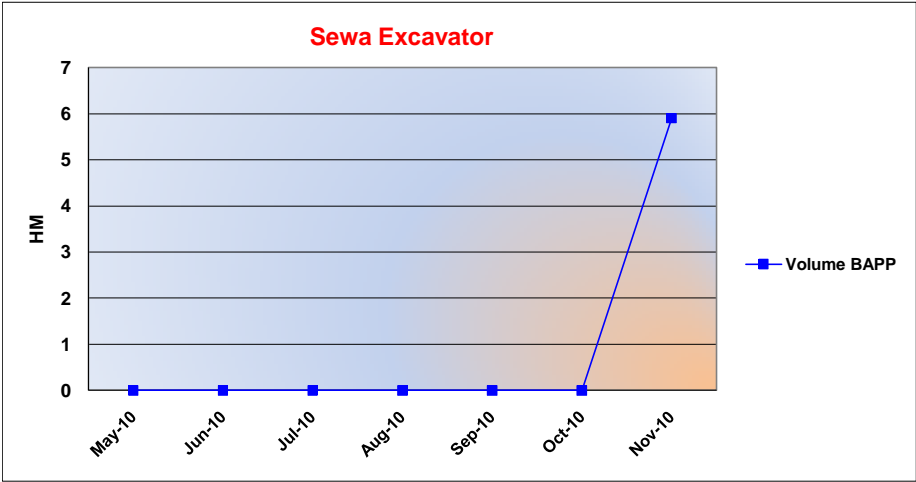


Month	Monthly Progress	Accumulated
May-10	-	-
Jun-10	-	-
Jul-10	-	-
Aug-10	270.00	270.00
Sep-10	-	270.00
Oct-10	441.00	711.00
Nov-10	412.00	1,123.00
	1,123.00	



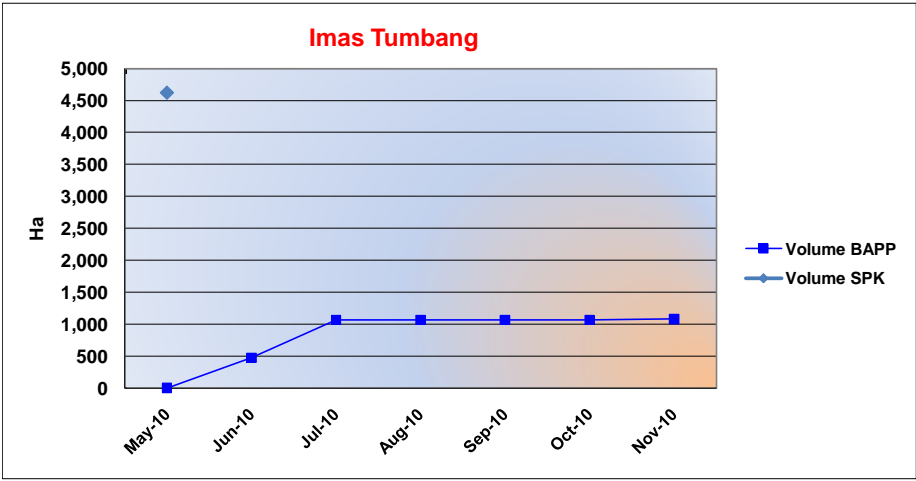
CLAIM SUMMARY - Desa Susuk Dalam Estate

Type of Work	SPK Vol (HM)	Progress	%
Sewa Excavator	-	5.90	0.00%



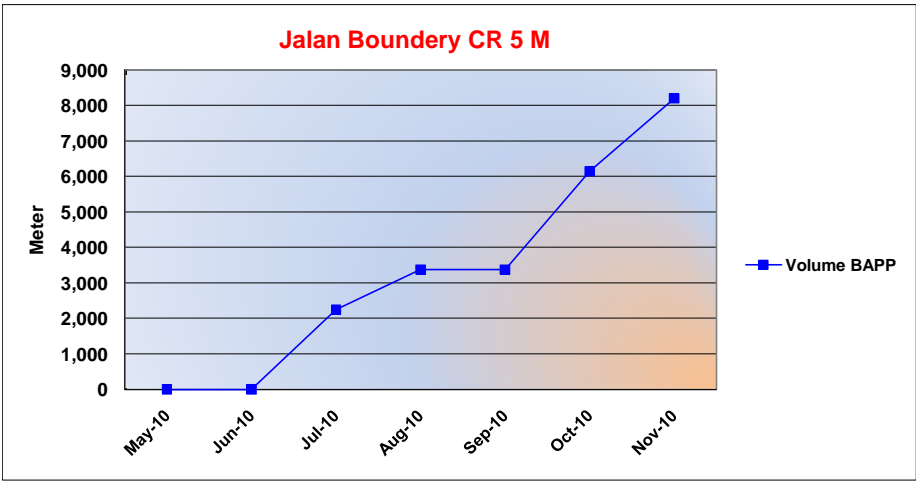
Month	Monthly Progress	Accumulated
May-10	-	-
Jun-10	-	-
Jul-10	-	-
Aug-10	-	-
Sep-10	-	-
Oct-10	-	-
Nov-10	5.90	5.90
	5.90	

Type of Work	SPK Vol (Ha)	Progress	%
Imas Tumbang	4,620.00	1,079.48	23.37%



Month	Monthly Progress	Accumulated
May-10	-	-
Jun-10	473.77	473.77
Jul-10	590.81	1,064.58
Aug-10	-	1,064.58
Sep-10	-	1,064.58
Oct-10	-	1,064.58
Nov-10	14.90	1,079.48
	1,079.48	

Type of Work	SPK Vol (Ha)	Progress	%
Jalan Boundery CR 5 M	-	8,197.00	0.00%



Month	Monthly Progress	Accumulated
May-10	-	-
Jun-10	-	-
Jul-10	2,249.00	2,249.00
Aug-10	1,126.00	3,375.00
Sep-10	-	3,375.00
Oct-10	2,766.00	6,141.00
Nov-10	2,056.00	8,197.00
	8,197.00	