



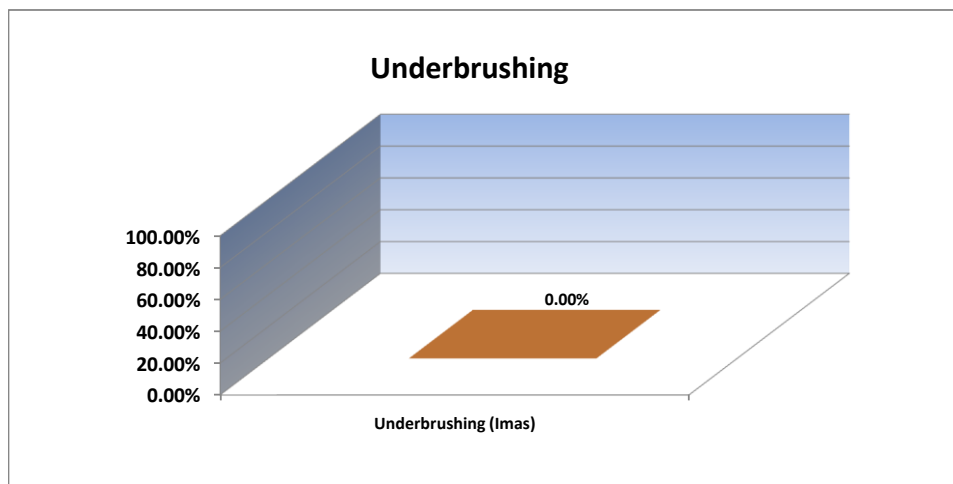
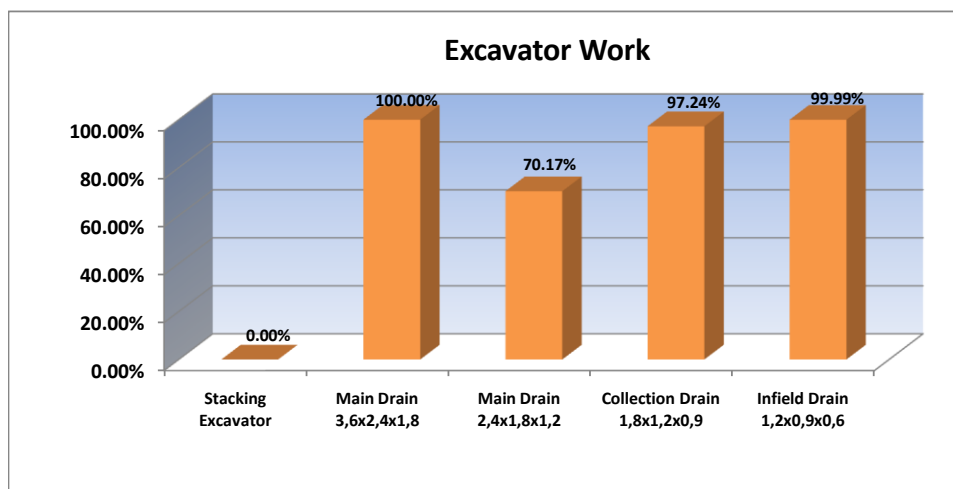
# PT. SARANA TITIAN PERMATA

## CLAIM SUMMARY

Contract No :

1. C&A. 1608.02/STP1 - 051

Type of Work	Unit	SPK Vol	Jan - Jun 2011 Claim	July Claim	Total Claimed (Jan - Jul 2011)	%
<b>Excavator</b>						
Stacking Excavator	Ha	90.00	-	-	-	0.00%
Main Drain 3,6x2,4x1,8	Meter	5,000.00	5,000.00	-	5,000.00	100.00%
Main Drain 2,4x1,8x1,2	Meter	18,000.00	12,631.00	-	12,631.00	70.17%
Collection Drain 1,8x1,2x0,9	Meter	113,000.00	109,880.00	-	109,880.00	97.24%
Infield Drain 1,2x0,9x0,6	Meter	396,342.00	396,298.00	-	396,298.00	99.99%
<b>Underbrushing (Imas)</b>						
Underbrushing (Imas)	Ha	90.00	-	-	-	0.00%

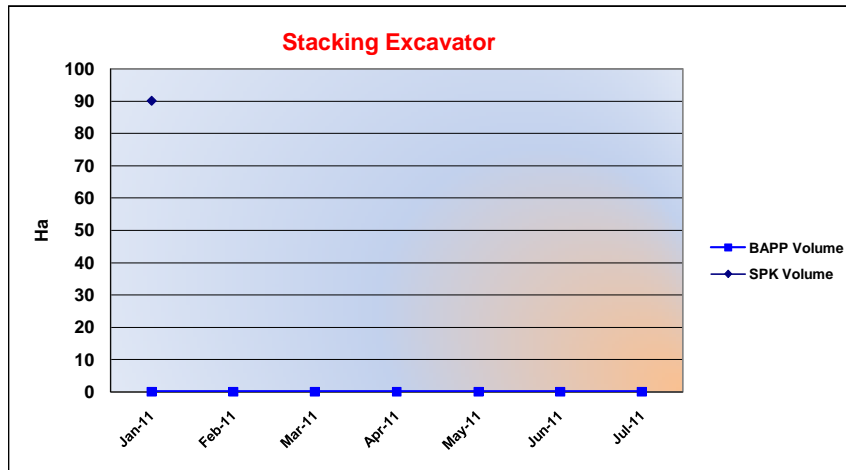




**CLAIM SUMMARY**

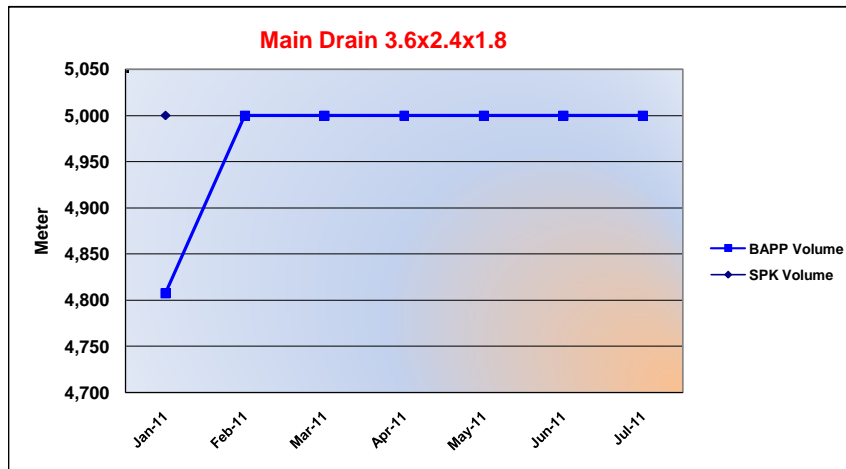
**Chart & Detail Per Month**

Type of Work	SPK Vol ( Ha )	Progress	%
Stacking Excavator	90.00	-	0.00%



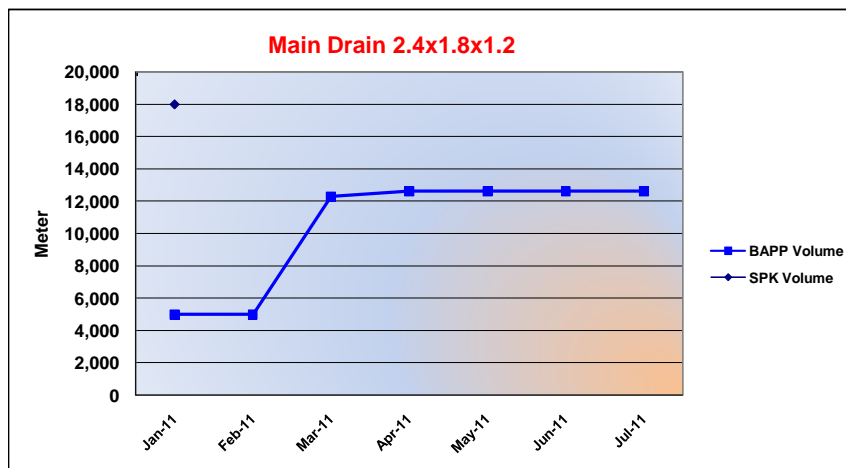
Month	Monthly Progress	Accumulated
Jan-11	-	-
Feb-11	-	-
Mar-11	-	-
Apr-11	-	-
May-11	-	-
Jun-11	-	-
Jul-11	-	-
<b>Total</b>	-	-

Type of Work	SPK Vol (Meter)	Progress	%
Main Drain 3,6x2,4x1,8	5,000.00	5,000.00	100.00%



Month	Monthly Progress	Accumulated
Jan-11	4,807.00	4,807.00
Feb-11	193.00	5,000.00
Mar-11	-	5,000.00
Apr-11	-	5,000.00
May-11	-	5,000.00
Jun-11	-	5,000.00
Jul-11	-	5,000.00
<b>Total</b>	5,000.00	

Type of Work	SPK Vol (Meter)	Progress	%
Main Drain 2,4x1,8x1,2	18,000.00	12,631.00	70.17%



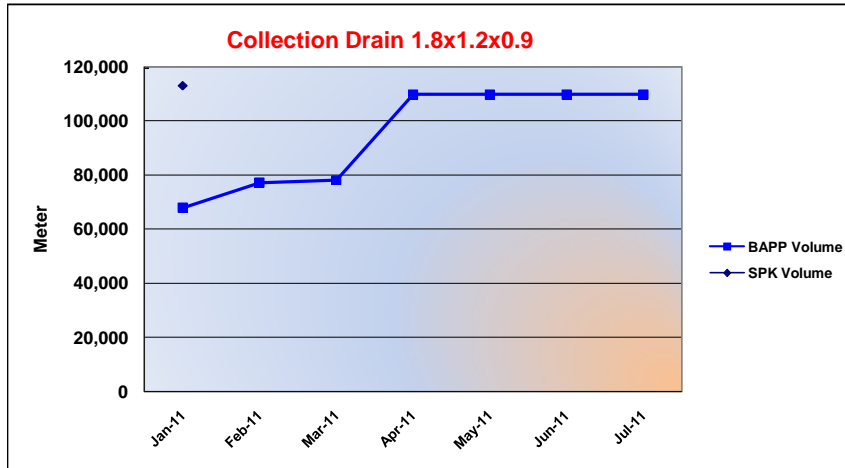
Month	Monthly Progress	Accumulated
Jan-11	4,997.00	4,997.00
Feb-11	-	4,997.00
Mar-11	7,312.00	12,309.00
Apr-11	322.00	12,631.00
May-11	-	12,631.00
Jun-11	-	12,631.00
Jul-11	-	12,631.00
<b>Total</b>	12,631.00	



# PT. SARANA TITIAN PERMATA

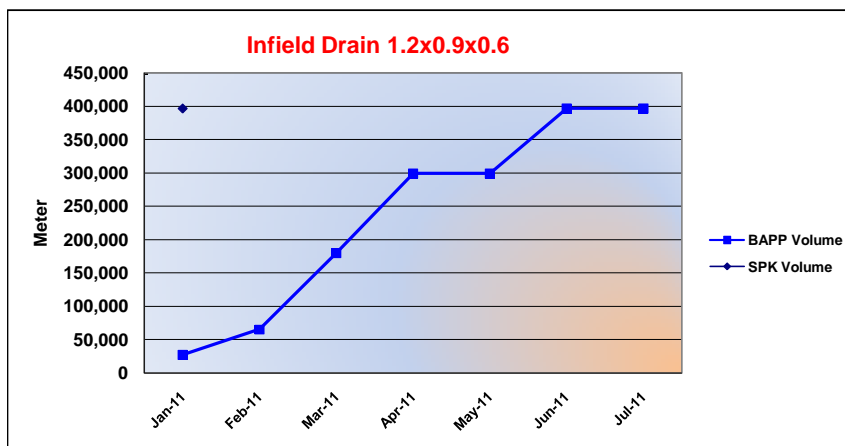
## CLAIM SUMMARY

Type of Work	SPK Vol (Meter)	Progress	%
Collection Drain 1,8x1,2x0,9	113,000.00	109,880.00	97.24%



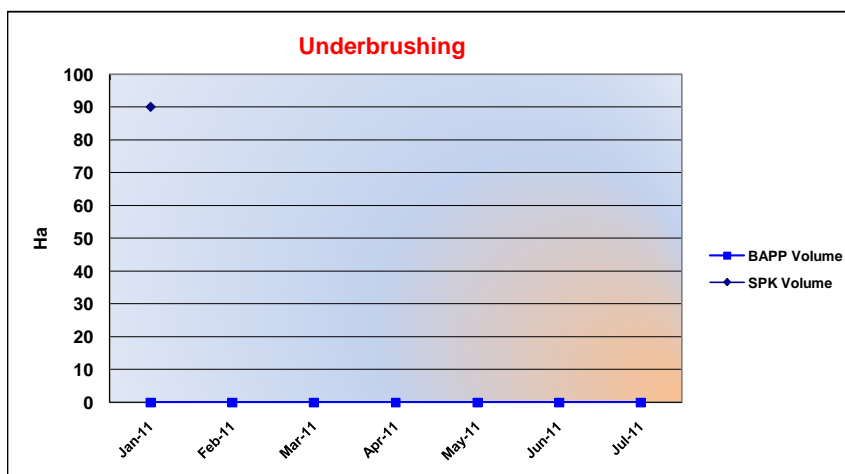
Month	Monthly Progress	Accumulated
Jan-11	67,949.00	67,949.00
Feb-11	9,333.00	77,282.00
Mar-11	884.00	78,166.00
Apr-11	31,714.00	109,880.00
May-11	-	109,880.00
Jun-11	-	109,880.00
Jul-11	-	109,880.00
<b>Total</b>	<b>109,880.00</b>	

Type of Work	SPK Vol (Meter)	Progress	%
Infield Drain 1,2x0,9x0,6	396,342.00	396,298.00	99.99%



Month	Monthly Progress	Accumulated
Jan-11	26,988.00	26,988.00
Feb-11	37,997.00	64,985.00
Mar-11	114,719.00	179,704.00
Apr-11	119,311.00	299,015.00
May-11	-	299,015.00
Jun-11	97,283.00	396,298.00
Jul-11	-	396,298.00
<b>Total</b>	<b>396,298.00</b>	

Type of Work	SPK Vol ( Ha )	Progress	%
Underbrushing (Imas)	90.00	-	0.00%



Month	Monthly Progress	Accumulated
Jan-11	-	-
Feb-11	-	-
Mar-11	-	-
Apr-11	-	-
May-11	-	-
Jun-11	-	-
Jul-11	-	-
<b>Total</b>	<b>-</b>	