



PT. SARANA TITIAN PERMATA

CLAIM SUMMARY - STP II

Contract No :

1. P&C. 1608.02/STP II - 955

Type of Work	Unit	SPK Vol	Jan - Nov 09 Claim	December Claim	Total Claimed (Jan - Dec 09)	%
Excavator						
Infield Drain 1,2x0,9x0,6	Meter	285,987.00	191,403.00	14,797.00	206,200.00	72.10%
Main Drain 2,4x1,8x1,2	Meter	5,800.00	-	1,003.00	1,003.00	17.29%

Excavator Work

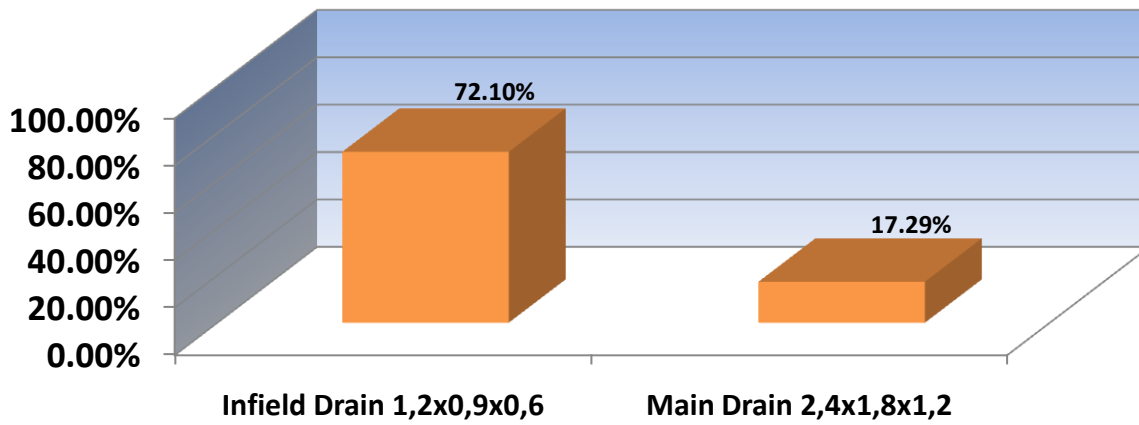
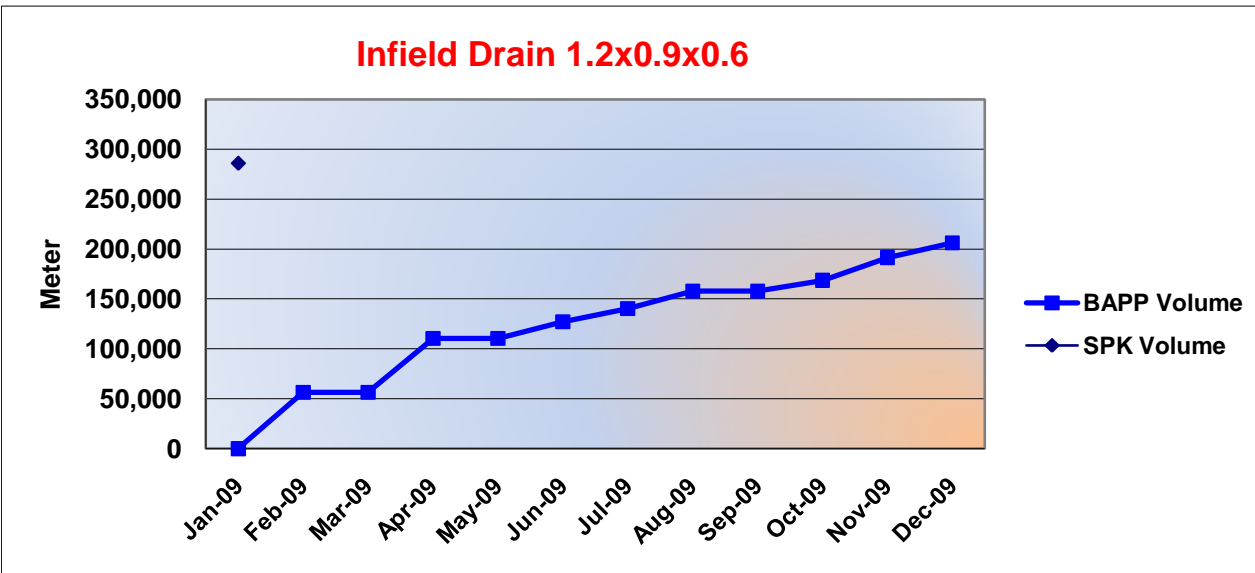


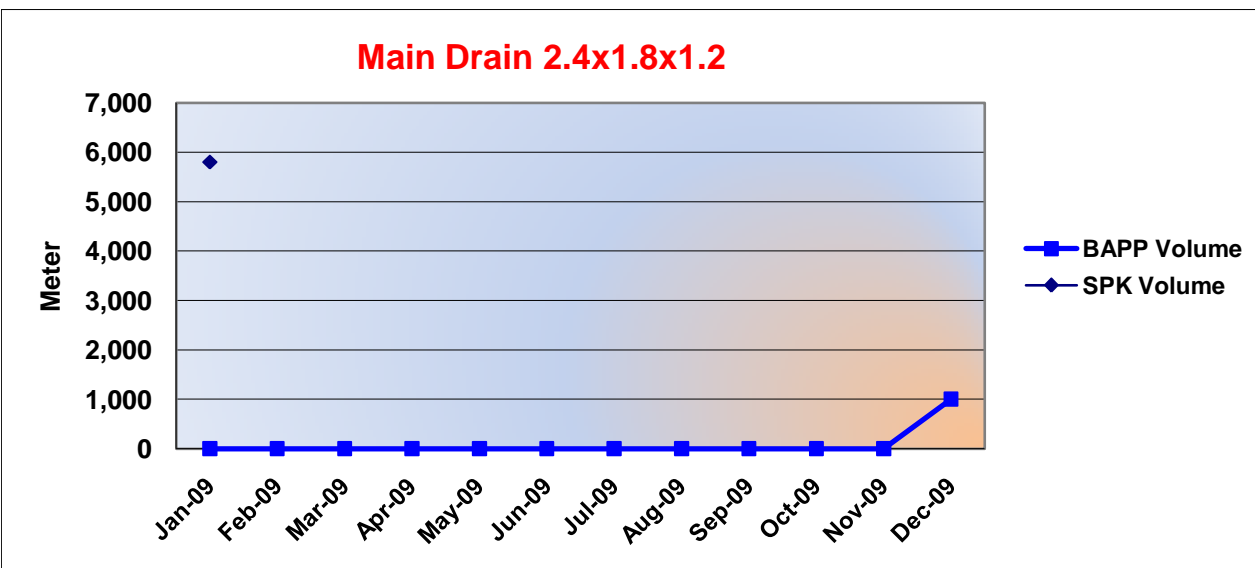
Chart & Detail Per Month

Type of Work	SPK Vol (Meter)	Progress	%
Infield Drain 1,2x0,9x0,6	285,987.00	206,200.00	72.10%



Month	Monthly Progress	Accumulated
Jan-09	-	-
Feb-09	56,425.00	56,425.00
Mar-09	-	56,425.00
Apr-09	54,009.00	110,434.00
May-09	-	110,434.00
Jun-09	16,681.00	127,115.00
Jul-09	13,163.00	140,278.00
Aug-09	17,611.00	157,889.00
Sep-09	-	157,889.00
Oct-09	10,645.00	168,534.00
Nov-09	22,869.00	191,403.00
Dec-09	14,797.00	206,200.00
Total	206,200.00	

Type of Work	SPK Vol (Meter)	Progress	%
Main Drain 2,4x1,8x1,2	5,800.00	1,003.00	17.29%



Month	Monthly Progress	Accumulated
Jan-09	-	-
Feb-09	-	-
Mar-09	-	-
Apr-09	-	-
May-09	-	-
Jun-09	-	-
Jul-09	-	-
Aug-09	-	-
Sep-09	-	-
Oct-09	-	-
Nov-09	-	-
Dec-09	1,003.00	1,003.00
Total	1,003.00	



PT. SARANA TITIAN PERMATA

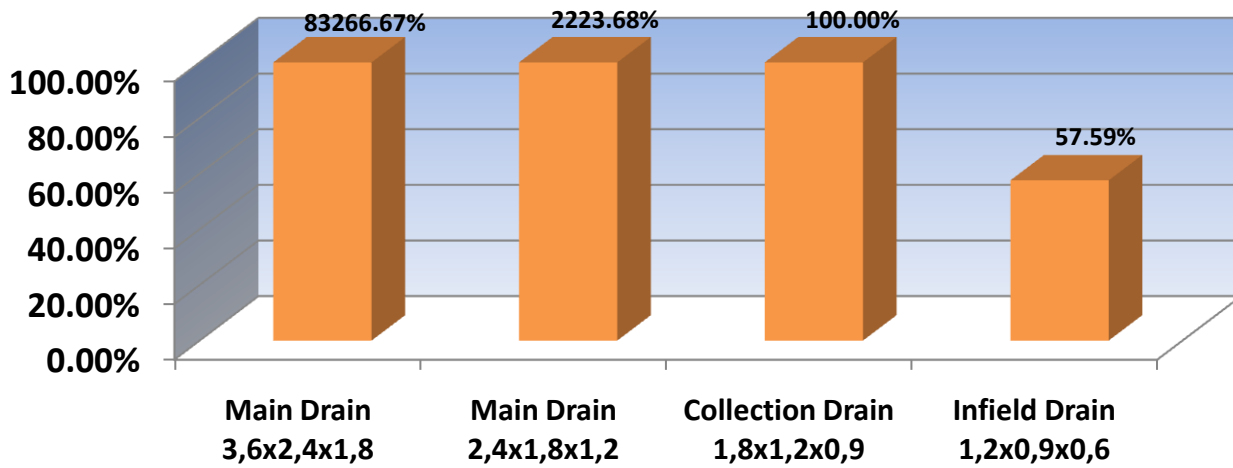
CLAIM SUMMARY - STP III

Contract No :

1. P&C. 1608.02/STP III - 956

Type of Work	Unit	SPK Vol	Jan - Nov 09 Claim	December Claim	Total Claimed (Jan - Dec 09)	%
Excavator						
Main Drain 3,6x2,4x1,8	Meter	6.00	4,996.00	-	4,996.00	83266.67%
Main Drain 2,4x1,8x1,2	Meter	76.00	1,690.00	-	1,690.00	2223.68%
Collection Drain 1,8x1,2x0,9	Meter	570.00	570.00	-	570.00	100.00%
Infield Drain 1,2x0,9x0,6	Meter	237,900.00	136,757.00	256.00	137,013.00	57.59%
Underbrushing						
Underbrushing	Ha	38.00	-	-	-	0.00%

Excavator Work



Underbrushing

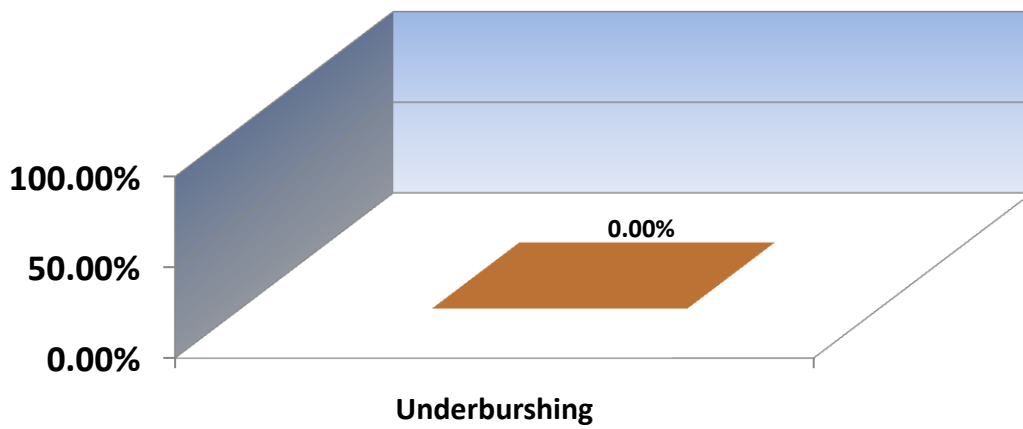
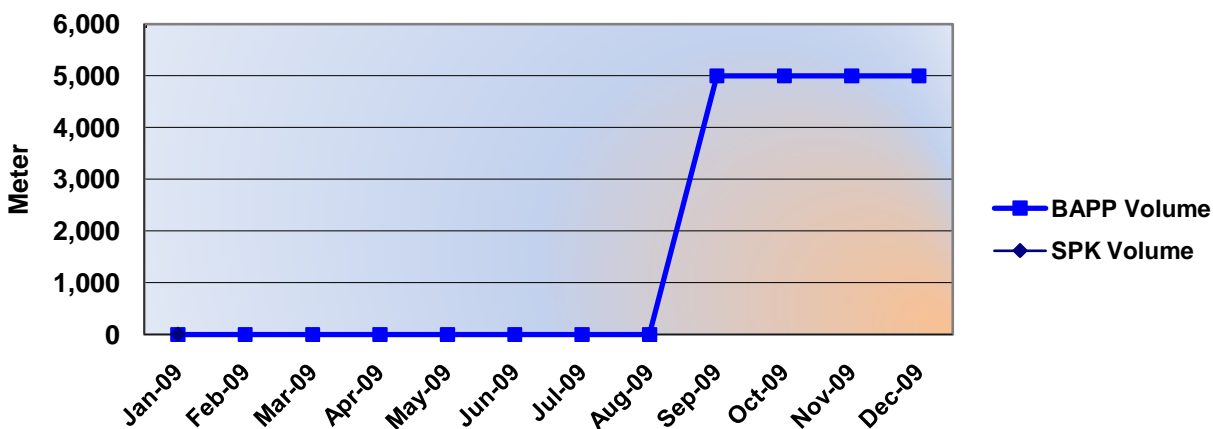


Chart & Detail Per Month

Type of Work	SPK Vol (Meter)	Progress	%
Main Drain 3,6x2,4x1,8	6.00	4,996.00	83266.67%

Main Drain 3.6x2.4x1.8



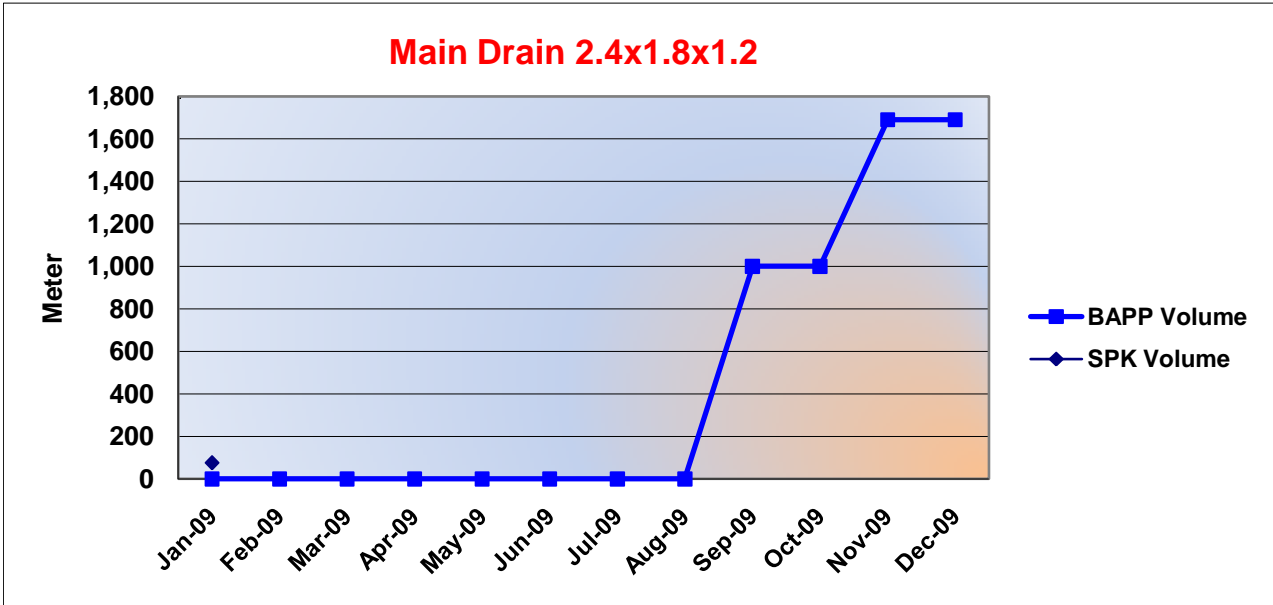
Month	Monthly Progress	Accumulated
Jan-09	-	-
Feb-09	-	-
Mar-09	-	-
Apr-09	-	-
May-09	-	-
Jun-09	-	-
Jul-09	-	-
Aug-09	-	-
Sep-09	4,996.00	4,996.00
Oct-09	-	4,996.00
Nov-09	-	4,996.00
Dec-09	-	4,996.00
Total	4,996.00	4,996.00



PT. SARANA TITIAN PERMATA

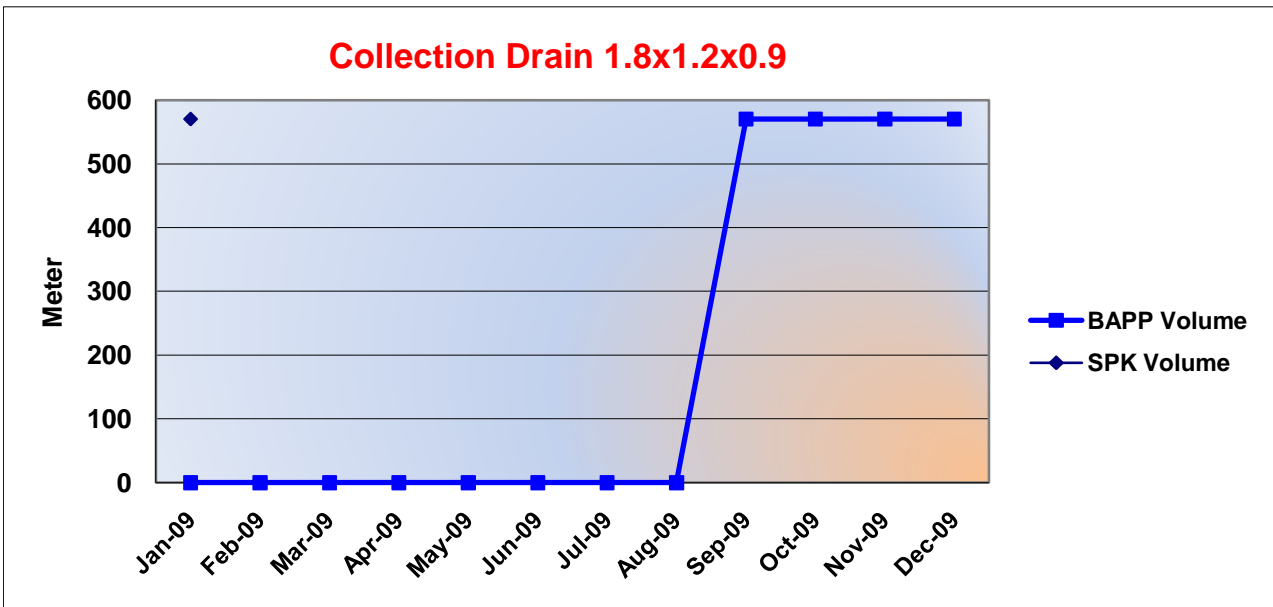
CLAIM SUMMARY - STP III

Type of Work	SPK Vol (Meter)	Progress	%
Main Drain 2,4x1,8x1,2	76.00	1,690.00	2223.68%



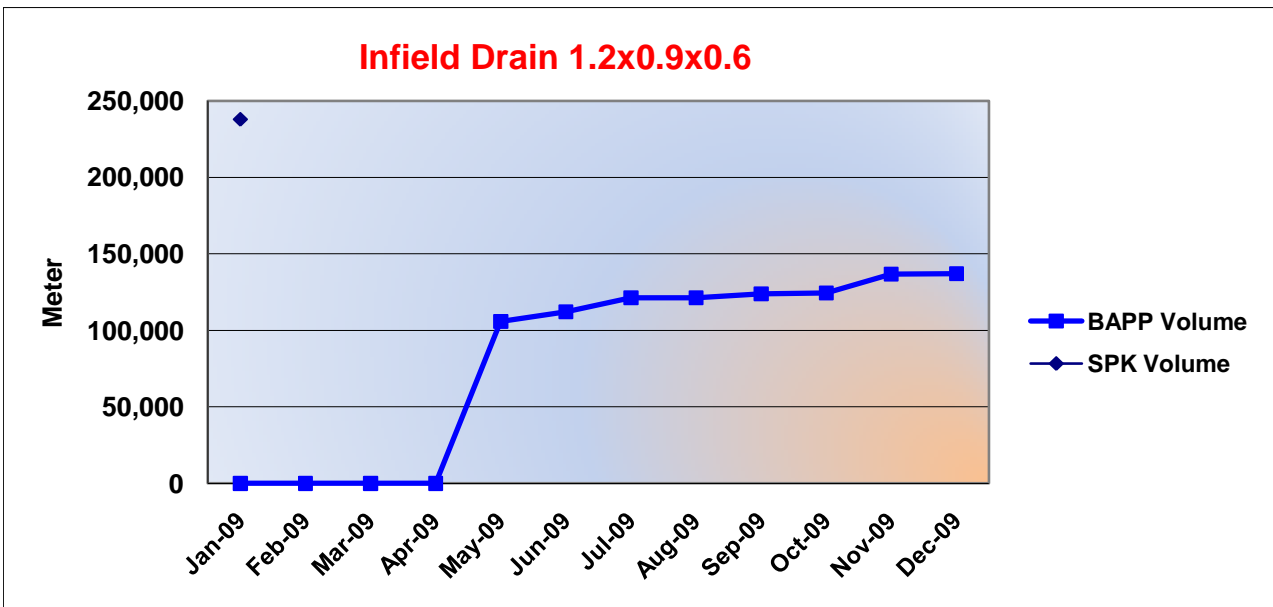
Month	Monthly Progress	Accumulated
Jan-09	-	-
Feb-09	-	-
Mar-09	-	-
Apr-09	-	-
May-09	-	-
Jun-09	-	-
Jul-09	-	-
Aug-09	-	-
Sep-09	1,000.00	1,000.00
Oct-09	-	1,000.00
Nov-09	690.00	1,690.00
Dec-09	-	1,690.00
Total	1,690.00	

Type of Work	SPK Vol (Meter)	Progress	%
Collection Drain 1,8x1,2x0,9	570.00	570.00	100.00%



Month	Monthly Progress	Accumulated
Jan-09	-	-
Feb-09	-	-
Mar-09	-	-
Apr-09	-	-
May-09	-	-
Jun-09	-	-
Jul-09	-	-
Aug-09	-	-
Sep-09	570.00	570.00
Oct-09	-	570.00
Nov-09	-	570.00
Dec-09	-	570.00
Total	570.00	

Type of Work	SPK Vol (Meter)	Progress	%
Infield Drain 1,2x0,9x0,6	237,900.00	137,013.00	57.59%



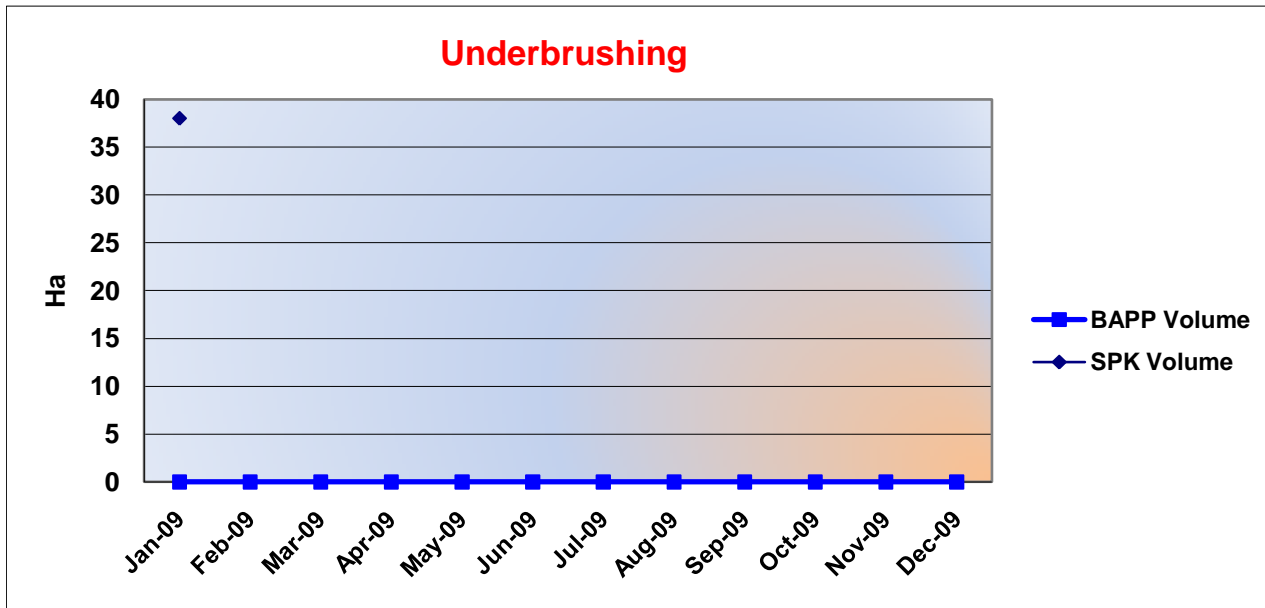
Month	Monthly Progress	Accumulated
Jan-09	-	-
Feb-09	-	-
Mar-09	-	-
Apr-09	-	-
May-09	105,802.00	105,802.00
Jun-09	6,279.00	112,081.00
Jul-09	9,252.00	121,333.00
Aug-09	-	121,333.00
Sep-09	2,537.00	123,870.00
Oct-09	511.00	124,381.00
Nov-09	12,376.00	136,757.00
Dec-09	256.00	137,013.00
Total	137,013.00	



PT. SARANA TITIAN PERMATA

CLAIM SUMMARY - STP III

Type of Work	SPK Vol (Ha)	Progress	%
Underbrushing	38.00	-	0.00%



Month	Monthly Progress	Accumulated
Jan-09	-	-
Feb-09	-	-
Mar-09	-	-
Apr-09	-	-
May-09	-	-
Jun-09	-	-
Jul-09	-	-
Aug-09	-	-
Sep-09	-	-
Oct-09	-	-
Nov-09	-	-
Dec-09	-	-
Total	-	-



PT. SARANA TITIAN PERMATA

CLAIM SUMMARY - STP III

Contract No :

1. P&C. 1608.02/STP III - 08

Type of Work	Unit	SPK Vol	Jan - Sep 2010 Claim	October Claim	Total Claimed (Jan - Oct 2010)	%
Excavator						
Infield Drain 1,2x0,9x0,6	Meter	147,000.00	52,331.00	-	52,331.00	35.60%
Collection Drain 1,8x1,2x0,9	Meter	1,000.00	-	-	-	0.00%

Excavator Work

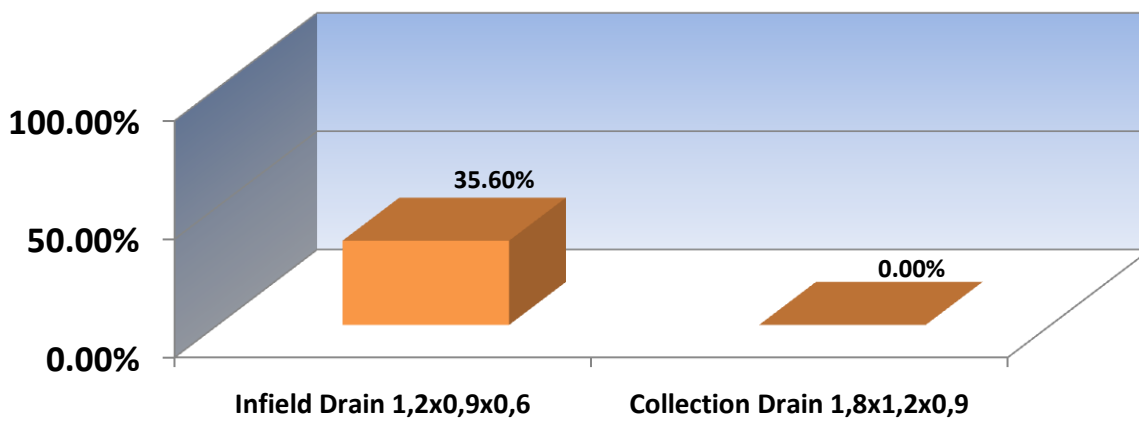
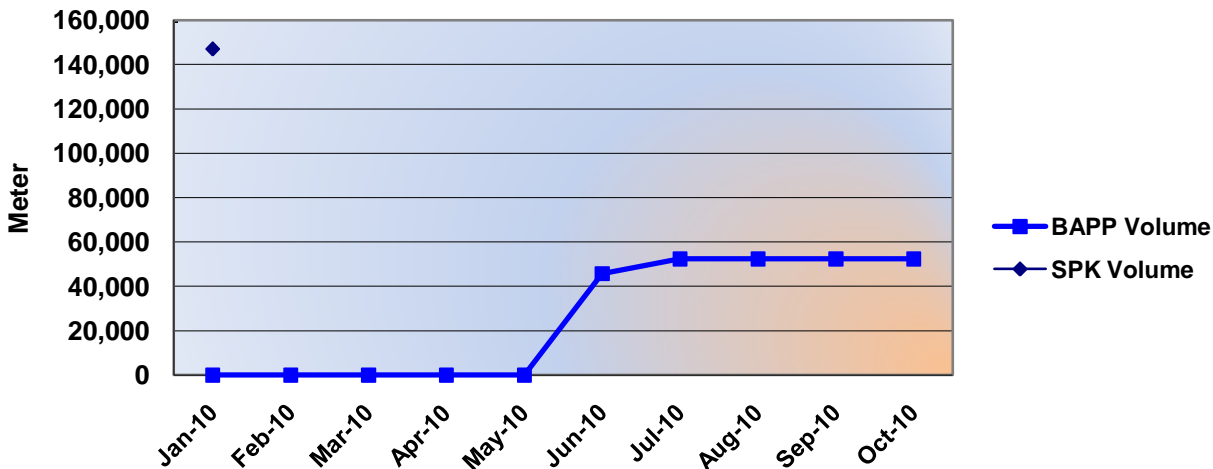


Chart & Detail Per Month

Type of Work	SPK Vol (Meter)	Progress	%
Infield Drain 1,2x0,9x0,6	147,000.00	45,752.00	35.60%

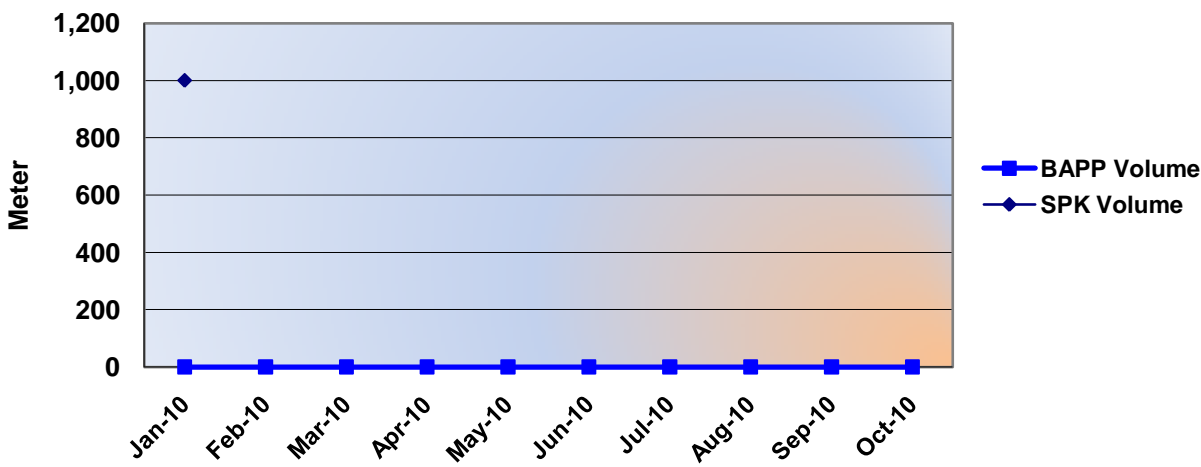
Infield Drain 1.2x0.9x0.6



Month	Monthly Progress	Accumulated
Jan-10	-	-
Feb-10	-	-
Mar-10	-	-
Apr-10	-	-
May-10	-	-
Jun-10	45,752.00	45,752.00
Jul-10	6,579.00	52,331.00
Aug-10	-	52,331.00
Sep-10	-	52,331.00
Oct-10	-	52,331.00
Total	45,752.00	

Type of Work	SPK Vol (Meter)	Progress	%
Collection Drain 1,8x1,2x0,9	1,000.00	-	0.00%

Collection Drain 1.8x1.2x0.9



Month	Monthly Progress	Accumulated
Jan-10	-	-
Feb-10	-	-
Mar-10	-	-
Apr-10	-	-
May-10	-	-
Jun-10	-	-
Jul-10	-	-
Aug-10	-	-
Sep-10	-	-
Oct-10	-	-
Total	-	



PT. SARANA TITIAN PERMATA

CLAIM SUMMARY - STP II

Contract No :

1. P&C. 1608.02/STP II - 07

Type of Work	Unit	SPK Vol	Jan - Sep 2010 Claim	October Claim	Total Claimed (Jan - Oct 2010)	%
Excavator						
Infield Drain 1,2x0,9x0,6	Meter	508,940.00	-	76,707.00	76,707.00	15.07%
Collection Drain 1,8x1,2x0,9	Meter	5,600.00	-	-	-	0.00%

Excavator Work

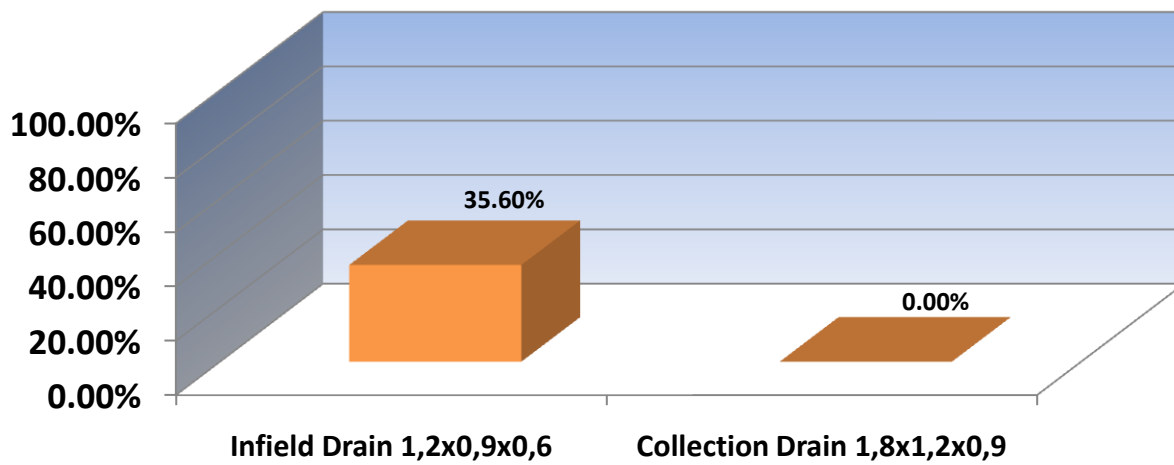
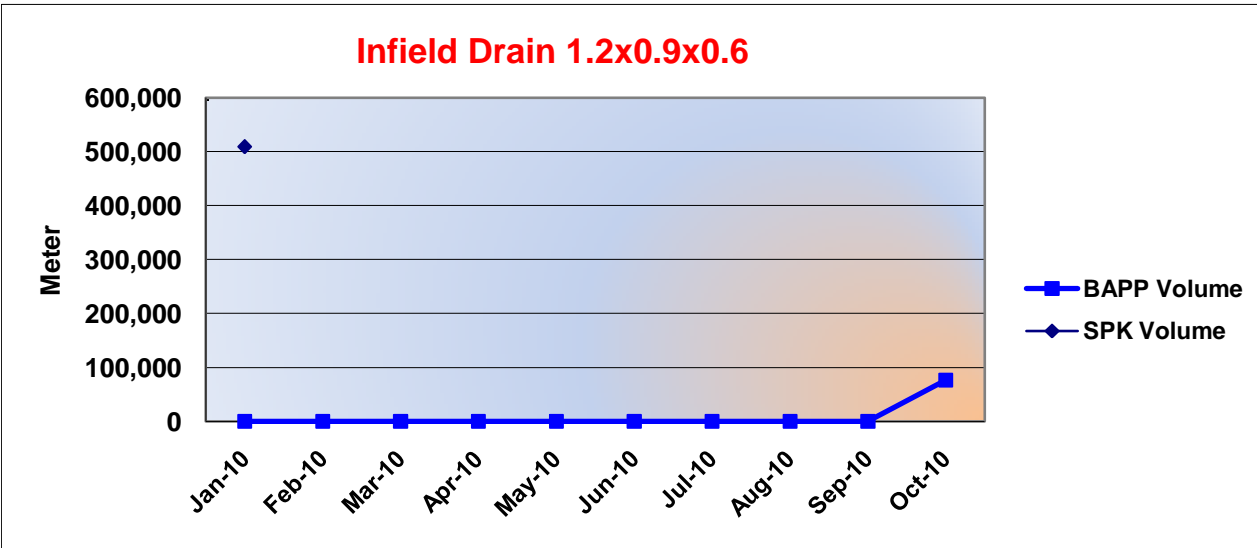


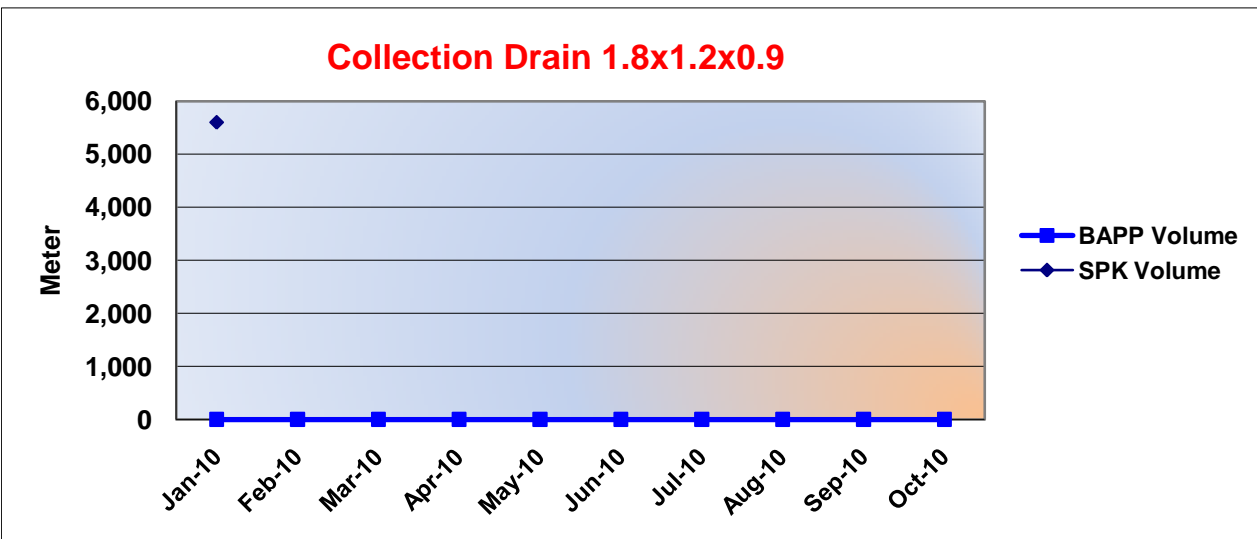
Chart & Detail Per Month

Type of Work	SPK Vol (Meter)	Progress	%
Infield Drain 1,2x0,9x0,6	508,940.00	-	15.07%



Month	Monthly Progress	Accumulated
Jan-10	-	-
Feb-10	-	-
Mar-10	-	-
Apr-10	-	-
May-10	-	-
Jun-10	-	-
Jul-10	-	-
Aug-10	-	-
Sep-10	-	-
Oct-10	76,707.00	76,707.00
Total	-	-

Type of Work	SPK Vol (Meter)	Progress	%
Collection Drain 1,8x1,2x0,9	5,600.00	-	0.00%



Month	Monthly Progress	Accumulated
Jan-10	-	-
Feb-10	-	-
Mar-10	-	-
Apr-10	-	-
May-10	-	-
Jun-10	-	-
Jul-10	-	-
Aug-10	-	-
Sep-10	-	-
Oct-10	-	-
Total	-	-



PT. SARANA TITIAN PERMATA

CLAIM SUMMARY - STP I

Contract No :

1. C&A. 1608.02/STP I - 419

Type of Work	Unit	SPK Vol	Aug - Sep 2010 Claim	October Claim	Total Claimed (Aug - Oct 2010)	%
Excavator						
Infield Drain 1,2x0,9x0,6	Meter	62,400.00	2,820.00	3,275.00	6,095.00	9.77%
Collection Drain 1,8x1,2x0,9	Meter	131,640.00	32,813.00	13,935.00	46,748.00	35.51%
Main Drain 2,4x1,8x1,2	Meter	6,200.00	-	-	-	0.00%
Mian Drain 3,6x2,4x1,8	Meter	20,000.00	-	6,975.00	6,975.00	34.88%

Excavator Work

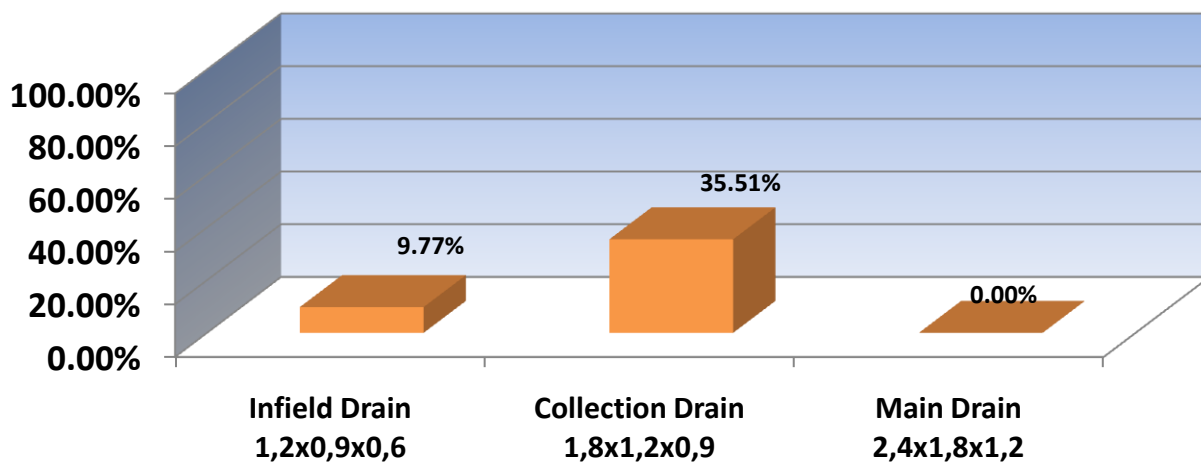
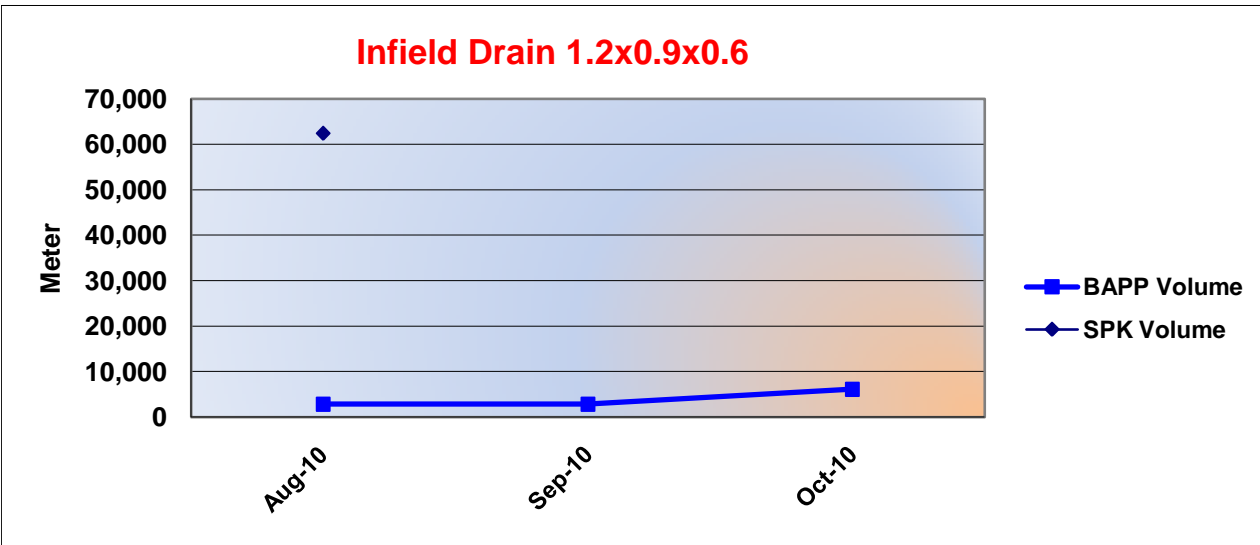


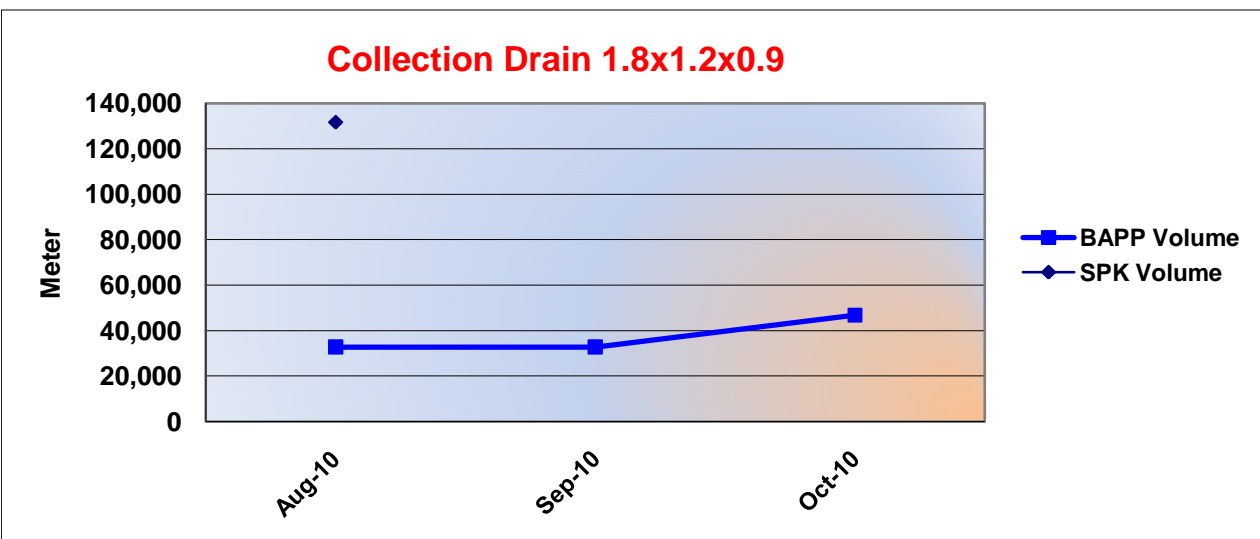
Chart & Detail Per Month

Type of Work	SPK Vol (Meter)	Progress	%
Infield Drain 1,2x0,9x0,6	62,400.00	2,820.00	9.77%



Month	Monthly Progress	Accumulated
Aug-10	2,820.00	2,820.00
Sep-10	-	2,820.00
Oct-10	3,275.00	6,095.00
Total	2,820.00	

Type of Work	SPK Vol (Meter)	Progress	%
Collection Drain 1,8x1,2x0,9	131,640.00	32,813.00	35.51%

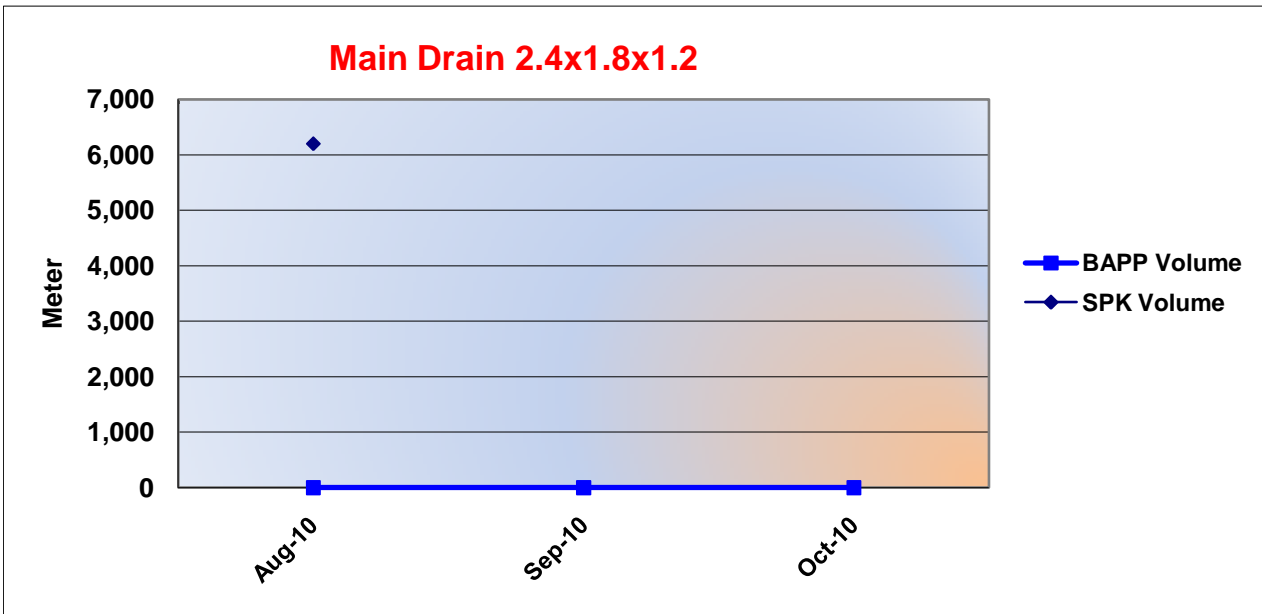


Month	Monthly Progress	Accumulated
Aug-10	32,813.00	32,813.00
Sep-10	-	32,813.00
Oct-10	13,935.00	46,748.00
Total	32,813.00	



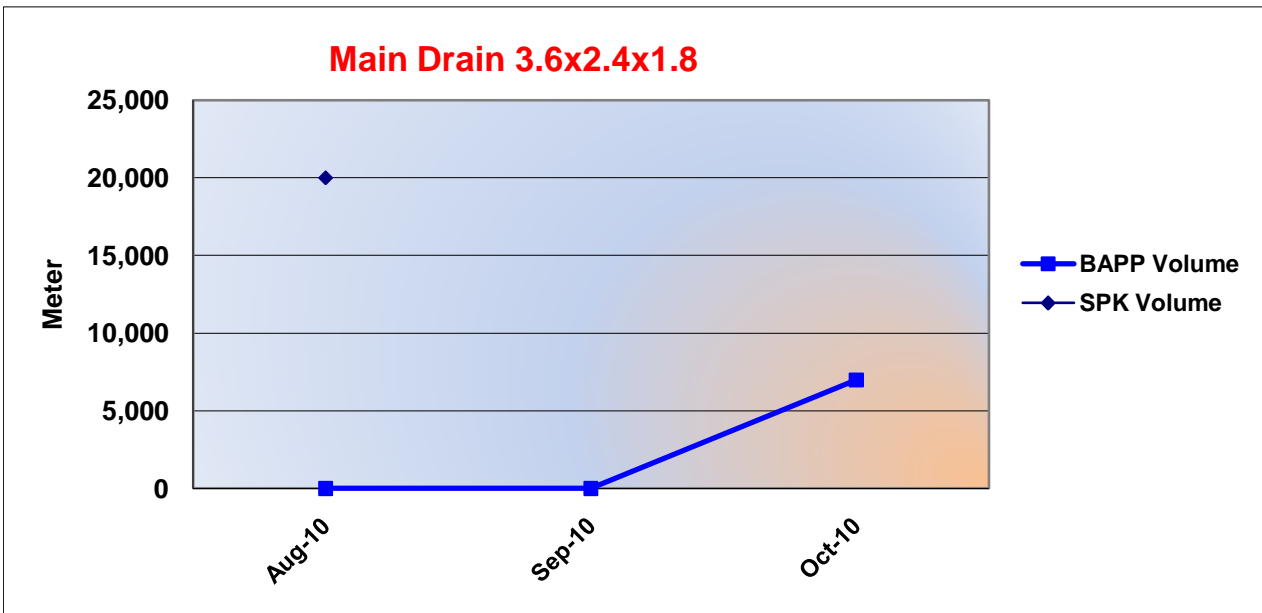
CLAIM SUMMARY - STP I

Type of Work	SPK Vol (Meter)	Progress	%
Main Drain 2,4x1,8x1,2	6,200.00	-	0.00%



Month	Monthly Progress	Accumulated
Aug-10	-	-
Sep-10	-	-
Oct-10	-	-
Total	-	-

Type of Work	SPK Vol (Meter)	Progress	%
Mian Drain 3,6x2,4x1,8	20,000.00	-	34.88%



Month	Monthly Progress	Accumulated
Aug-10	-	-
Sep-10	-	-
Oct-10	6,975.00	6,975.00
Total	-	-