



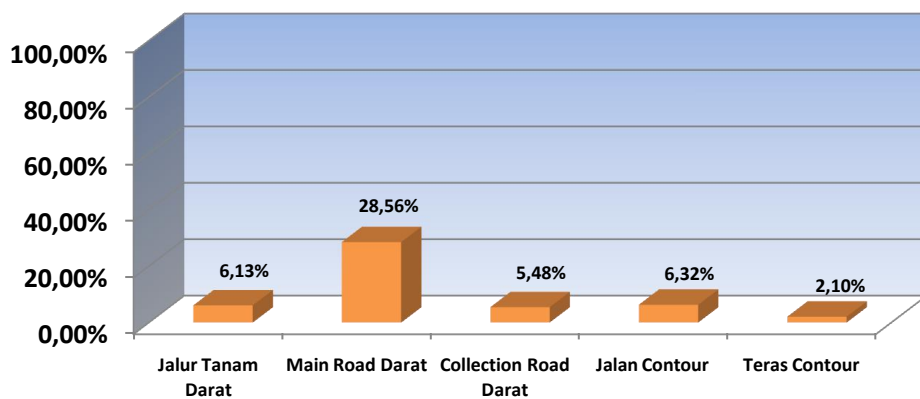
PROGRESS REPORT - Kebun Gaharu

KONTRAK NO :

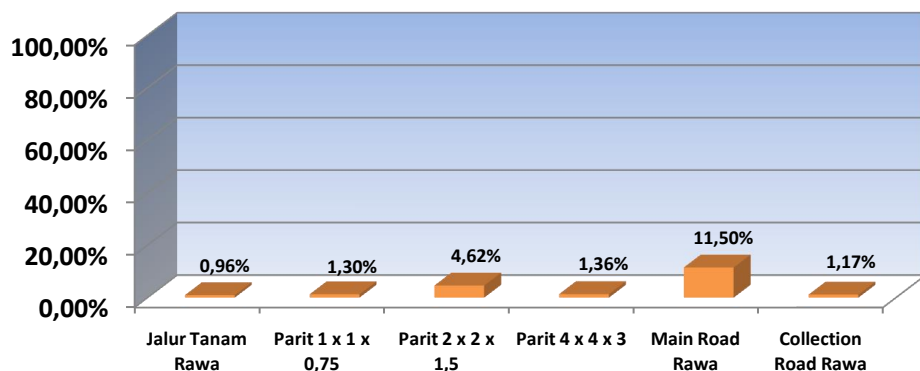
1. 016/BNML/JKTO/08/2011 - Imas/Tumbang
2. 017/BNML/JKTO/08/2011 - Jalur Tanam, BPRT, & PJLN
3. 018/BNML/JKTO/08/2011 - SWAB

Jenis Pekerjaan	Unit	Vol SPK 1 Sept '11 s.d 31 Agust '13	Realisasi			%
			AKUMULASI S.D BULAN LALU	BAPP Januari 2012	S.D BAPP Januari 2012	
Bulldozer						
Jalur Tanam Darat	Ha	6.300,00	211,12	174,76	385,88	6,13%
Main Road Darat	Meter	46.410,00	7.282,49	5.974,39	13.256,88	28,56%
Collection Road Darat	Meter	152.880,00	4.994,64	3.375,73	8.370,37	5,48%
Jalan Contour	Meter	157.500,00	7.308,91	2.647,79	9.956,70	6,32%
Teras Contour	Meter	1.951.250,00	27.961,58	12.928,27	40.889,85	2,10%
Sewa Bulldozer	HM	-	244,10	53,00	297,10	
Excavator						
Jalur Tanam Rawa	Ha	700,00	0,33	6,38	6,71	0,96%
Parit 1 x 1 x 0,75	Meter	343.000,00	2.450,01	2.022,94	4.472,95	1,30%
Parit 2 x 2 x 1,5	Meter	86.520,00	1.993,43	2.000,87	3.994,30	4,62%
Parit 4 x 4 x 3	Meter	29.890,00	407,19	-	407,19	1,36%
Main Road Rawa	Meter	7.140,00	561,48	259,63	821,11	11,50%
Collection Road Rawa	Meter	23.520,00	275,65	-	275,65	1,17%
Gorong-gorong	Unit	-	26,00	10,00	36,00	
Jembatan 2 M	Unit	-	10,00	9,00	19,00	
Jembatan 4 M	Unit	-	2,00	-	2,00	
Jembatan 5-10 M	Unit	-	-	-	-	
Jembatan > 10 M	Unit	-	-	-	-	
Sewa Excavator	HM	-	168,00	154,00	322,00	
Imas Tumbang	Ha	7.000,00	101,90	-	101,90	1,46%

Pekerjaan Bulldozer



Pekerjaan Excavator

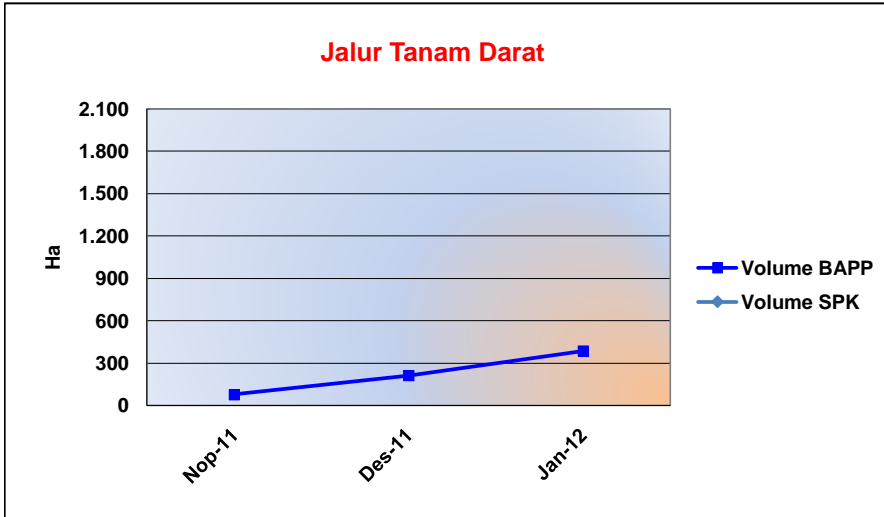




PROGRESS REPORT - Kebun Gaharu

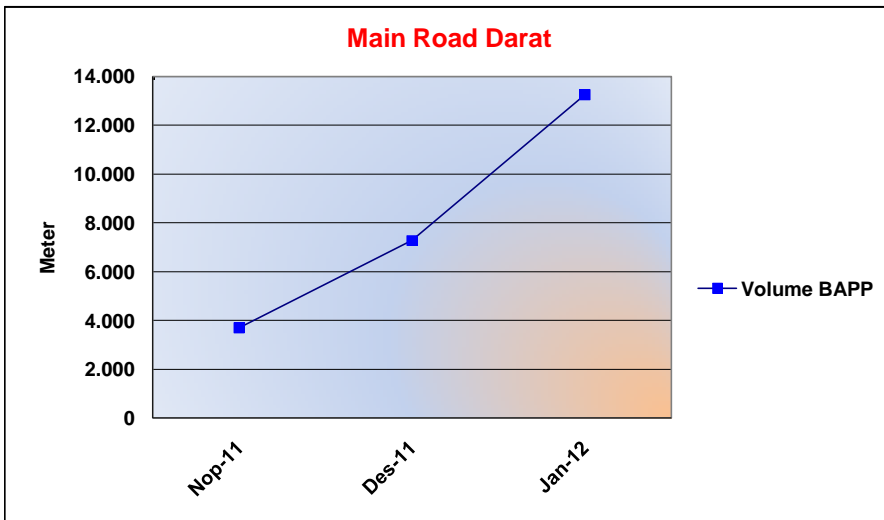
Chart & Detail Per Month

Jenis Pekerjaan	Unit	Vol SPK	Realisasi	%
Jalur Tanam Darat	Ha	6.300,00	385,88	6,13%



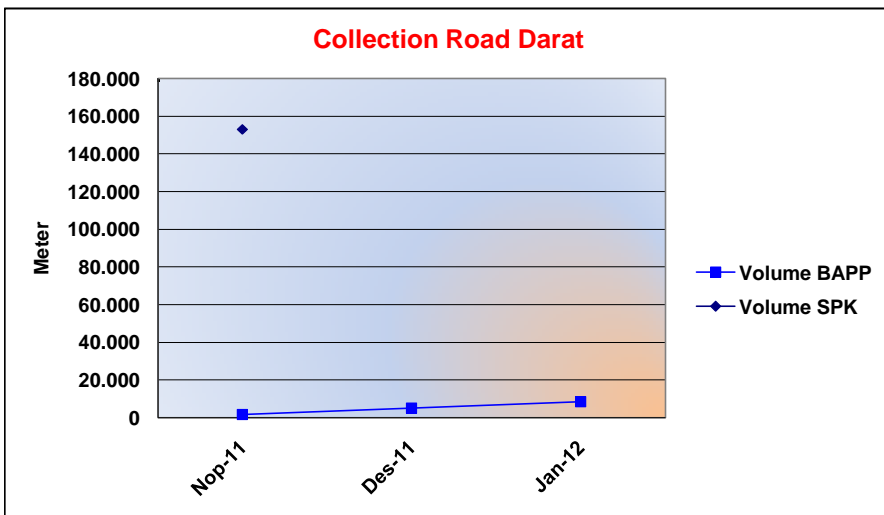
Bulan	Hasil per Bulan	Kumulatif
Nop-11	77,50	77,50
Des-11	133,62	211,12
Jan-12	174,76	385,88
	385,88	

Jenis Pekerjaan	Unit	Vol SPK	Realisasi	%
Main Road Darat	Meter	46.410,00	13.256,88	28,56%



Bulan	Hasil per Bulan	Kumulatif
Nop-11	3.707,08	3.707,08
Des-11	3.575,41	7.282,49
Jan-12	5.974,39	13.256,88
	13.256,88	

Jenis Pekerjaan	Unit	Vol SPK	Realisasi	%
Collection Road Darat	Meter	152.880,00	8.370,37	5,48%

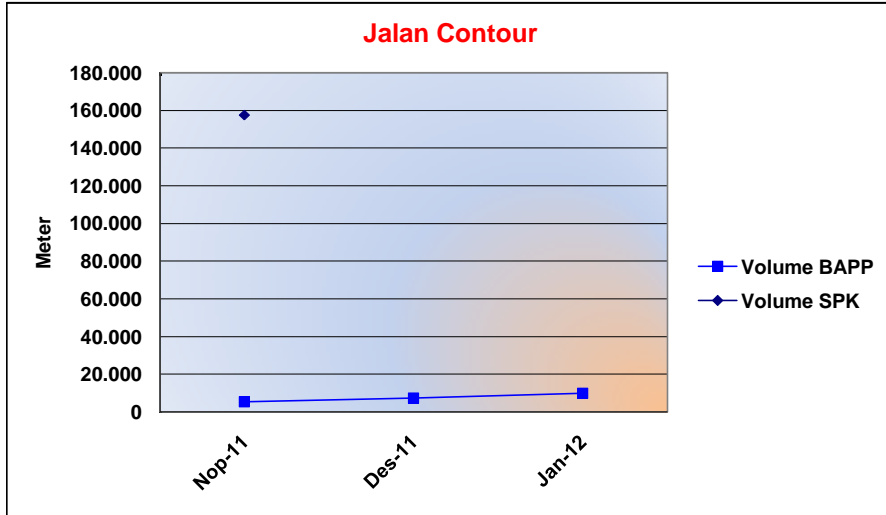


Bulan	Hasil per Bulan	Kumulatif
Nop-11	1.641,70	1.641,70
Des-11	3.352,94	4.994,64
Jan-12	3.375,73	8.370,37
	8.370,37	



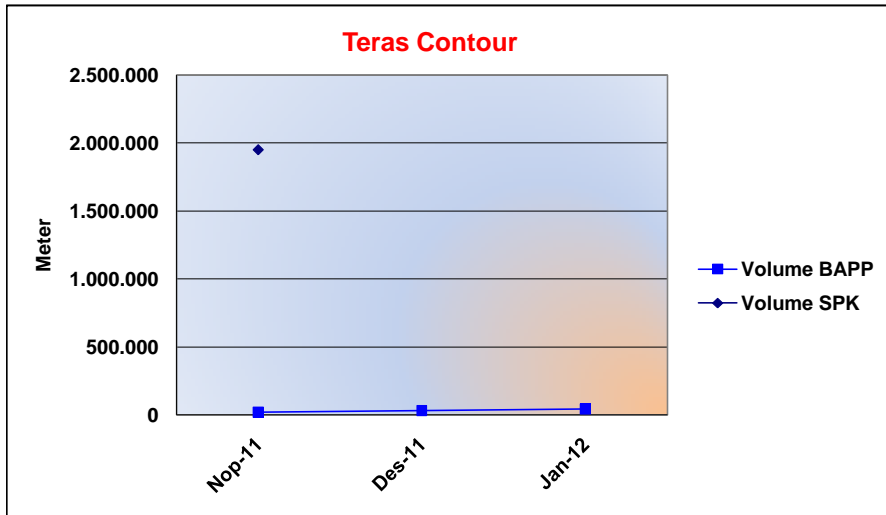
PROGRESS REPORT - Kebun Gaharu

Jenis Pekerjaan	Unit	Vol SPK	Realisasi	%
Jalan Contour	Meter	157.500,00	9.956,70	6,32%



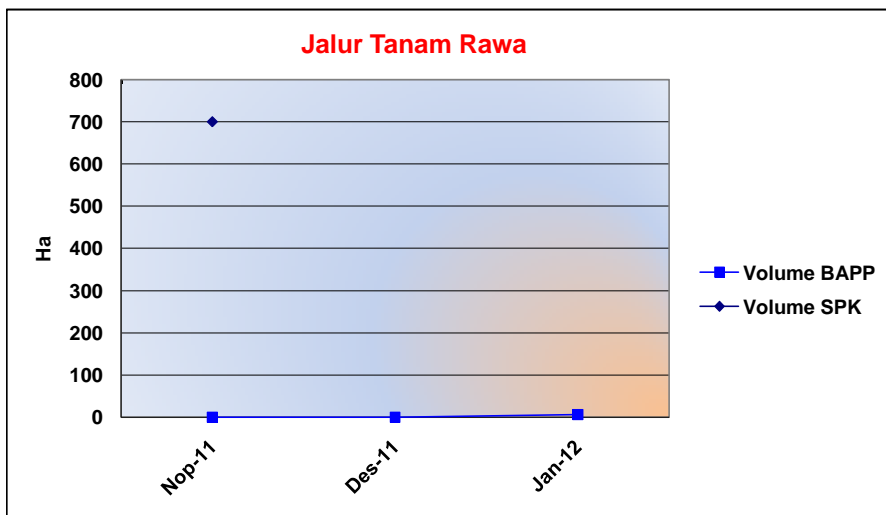
Bulan	Hasil per Bulan	Kumulatif
Nop-11	5.485,05	5.485,05
Des-11	1.823,86	7.308,91
Jan-12	2.647,79	9.956,70
	9.956,70	

Jenis Pekerjaan	Unit	Vol SPK	Realisasi	%
Teras Contour	Meter	1.951.250,00	40.889,85	2,10%



Bulan	Hasil per Bulan	Kumulatif
Nop-11	16.236,58	16.236,58
Des-11	11.725,00	27.961,58
Jan-12	12.928,27	40.889,85
	40.889,85	

Jenis Pekerjaan	Unit	Vol SPK	Realisasi	%
Jalur Tanam Rawa	Ha	700,00	6,71	0,96%

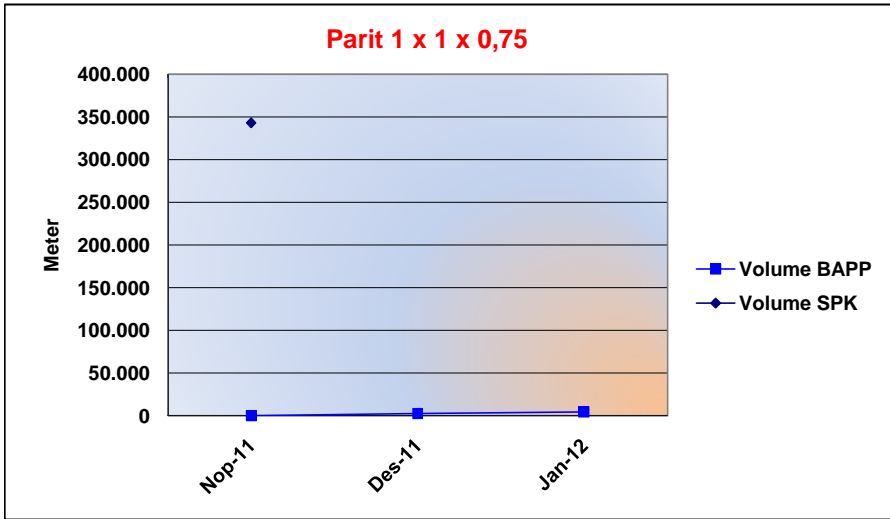


Bulan	Hasil per Bulan	Kumulatif
Nop-11	-	-
Des-11	0,33	0,33
Jan-12	6,38	6,71
	6,71	



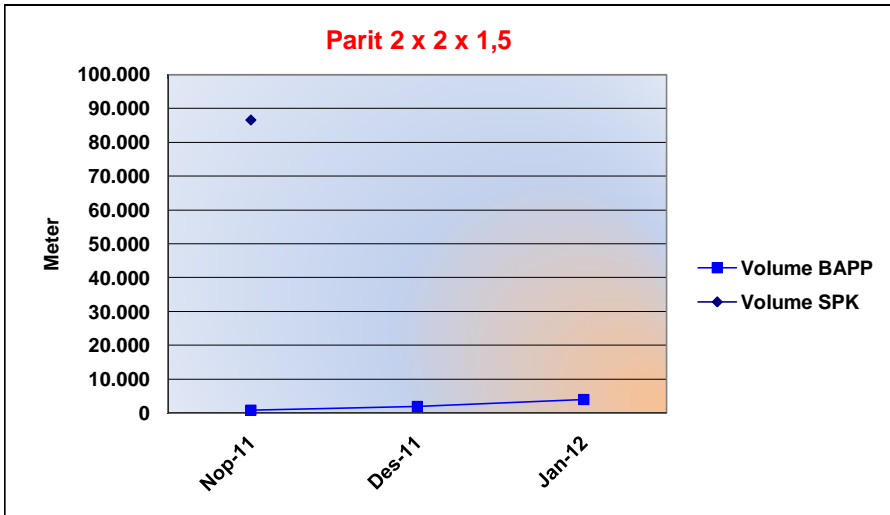
PROGRESS REPORT - Kebun Gaharu

Jenis Pekerjaan	Unit	Vol SPK	Realisasi	%
Parit 1 x 1 x 0,75	Meter	343.000,00	4.472,95	1,30%



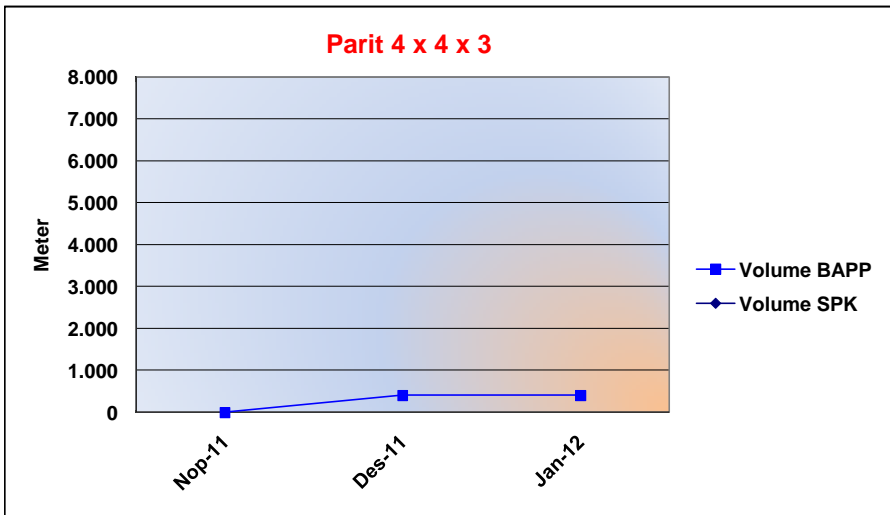
Bulan	Hasil per Bulan	Kumulatif
Nop-11	-	-
Des-11	2.450,01	2.450,01
Jan-12	2.022,94	4.472,95
	4.472,95	

Jenis Pekerjaan	Unit	Vol SPK	Realisasi	%
Parit 2 x 2 x 1,5	Meter	86.520	3.994,30	4,62%



Bulan	Hasil per Bulan	Kumulatif
Nop-11	815,97	815,97
Des-11	1.177,46	1.993,43
Jan-12	2.000,87	3.994,30
	3.994,30	

Jenis Pekerjaan	Unit	Vol SPK	Realisasi	%
Parit 4 x 4 x 3	Meter	29.890,00	407,19	1,36%

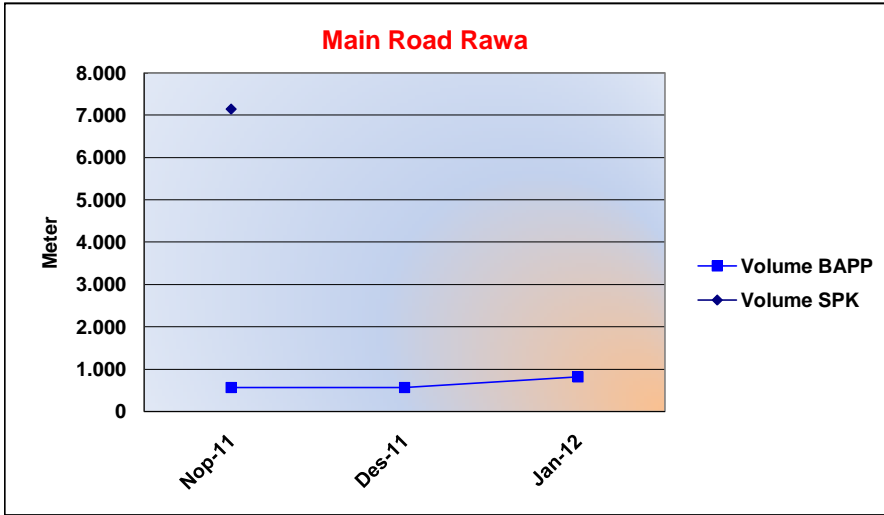


Bulan	Hasil per Bulan	Kumulatif
Nop-11	-	-
Des-11	407,19	407,19
Jan-12	-	407,19
	407,19	



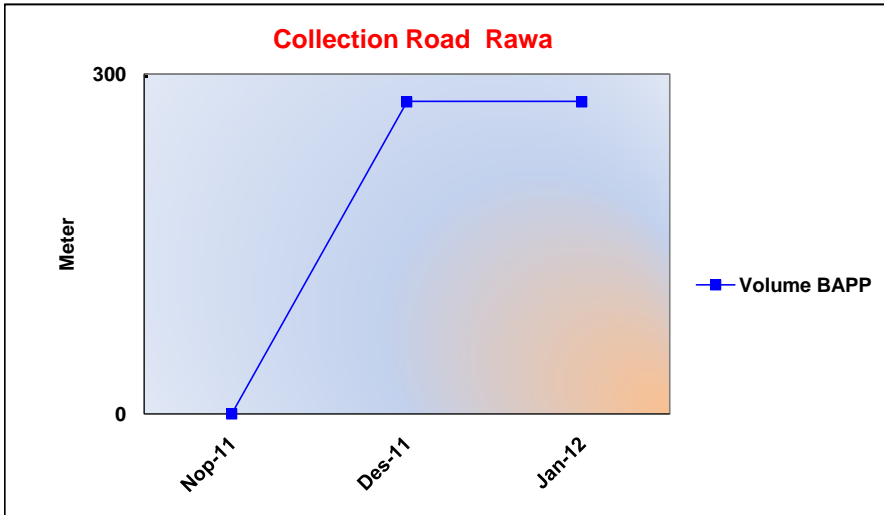
PROGRESS REPORT - Kebun Gaharu

Jenis Pekerjaan	Unit	Vol SPK	Realisasi	%
Main Road Rawa	Meter	7.140,00	821,11	11,50%



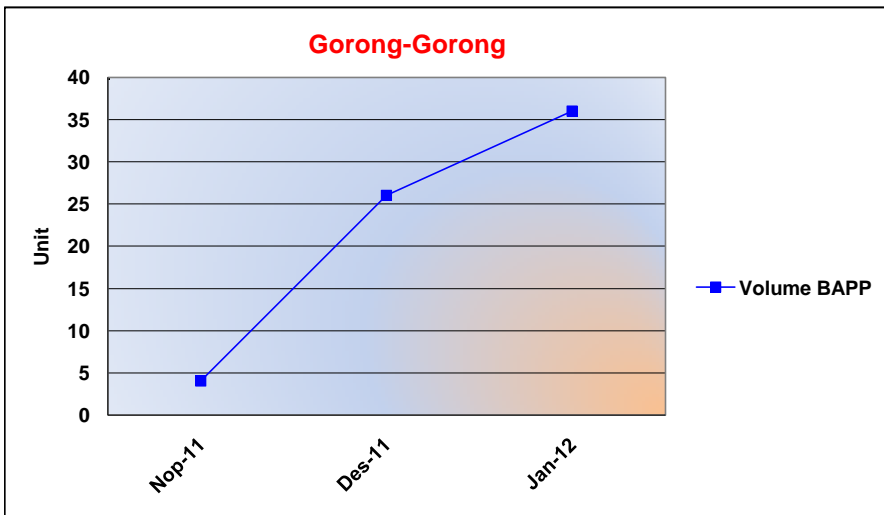
Bulan	Hasil per Bulan	Kumulatif
Nop-11	561,48	561,48
Des-11	-	561,48
Jan-12	259,63	821,11
	821,11	

Jenis Pekerjaan	Unit	Vol SPK	Realisasi	%
Collection Road Rawa	Meter	23.520,00	275,65	1,17%



Bulan	Hasil per Bulan	Kumulatif
Nop-11	-	-
Des-11	275,65	275,65
Jan-12	-	275,65
	275,65	

Jenis Pekerjaan	Unit	Vol SPK	Realisasi	%
Gorong-gorong	Unit	-	36,00	0,00%

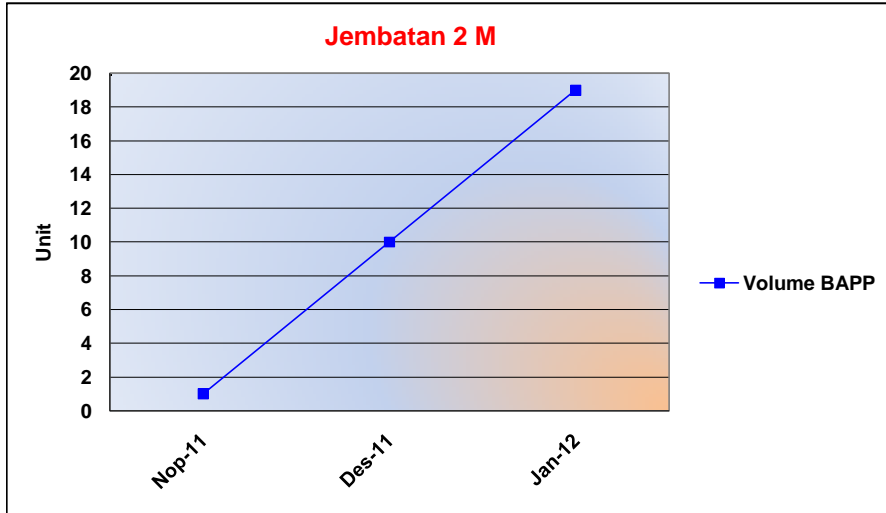


Bulan	Hasil per Bulan	Kumulatif
Nop-11	4,00	4,00
Des-11	22,00	26,00
Jan-12	10,00	36,00
	36,00	



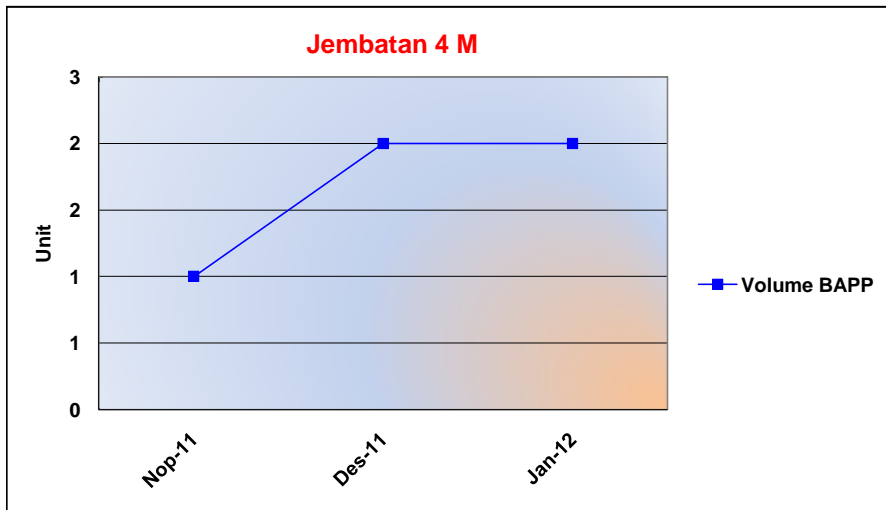
PROGRESS REPORT - Kebun Gaharu

Jenis Pekerjaan	Unit	Vol SPK	Realisasi	%
Jembatan 2 M	Unit	-	19,00	0,00%



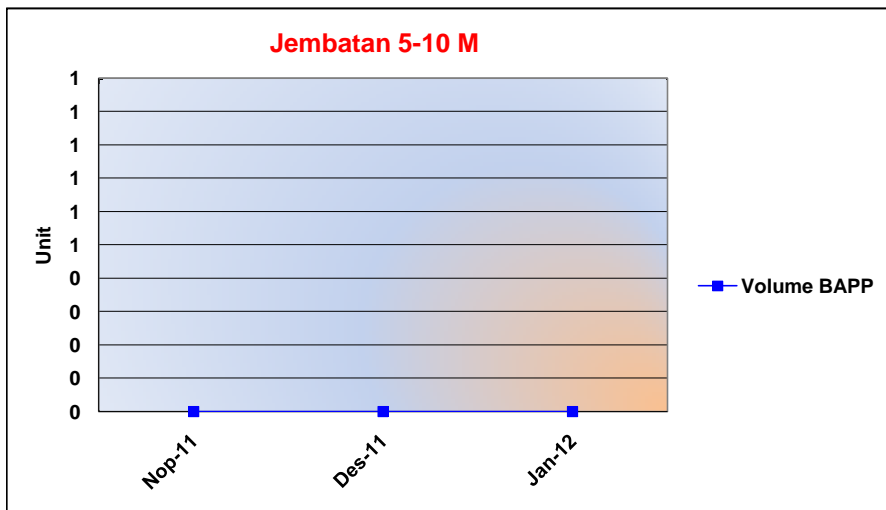
Bulan	Hasil per Bulan	Kumulatif
Nop-11	1,00	1,00
Des-11	9,00	10,00
Jan-12	9,00	19,00
	19,00	

Jenis Pekerjaan	Unit	Vol SPK	Realisasi	%
Jembatan 4 M	Unit	-	2,00	0,00%



Bulan	Hasil per Bulan	Kumulatif
Nop-11	1,00	1,00
Des-11	1,00	2,00
Jan-12	-	2,00
	2,00	

Jenis Pekerjaan	Unit	Vol SPK	Realisasi	%
Jembatan 5-10 M	Unit	-	-	0,00%

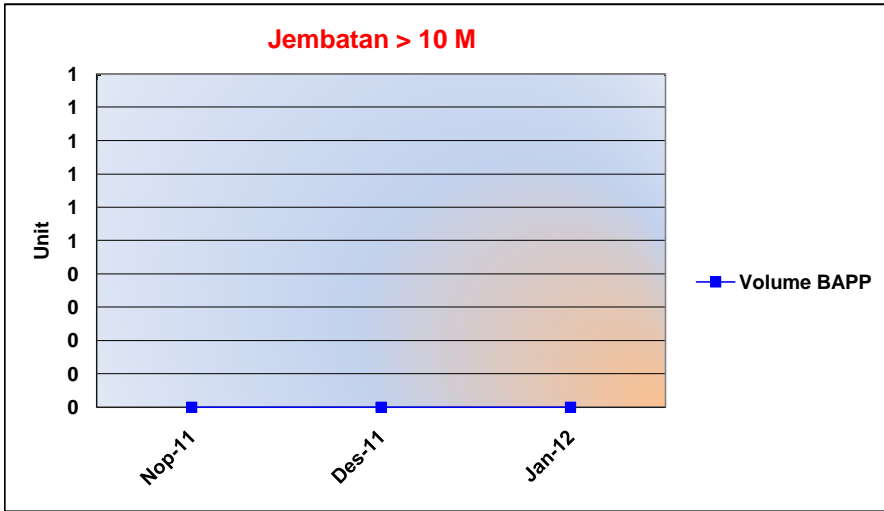


Bulan	Hasil per Bulan	Kumulatif
Nop-11	-	-
Des-11	-	-
Jan-12	-	-
	-	



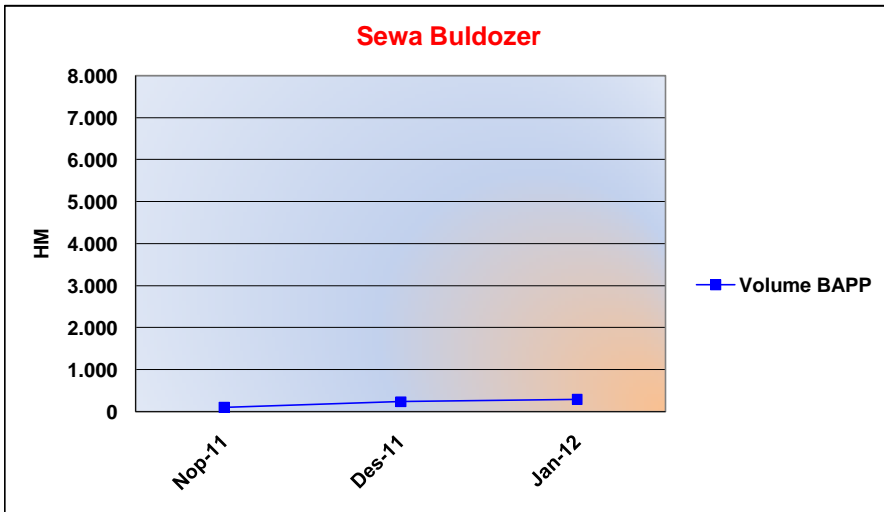
PROGRESS REPORT - Kebun Gaharu

Jenis Pekerjaan	Unit	Vol SPK	Realisasi	%
Jembatan > 10 M	Unit	-	-	0,00%



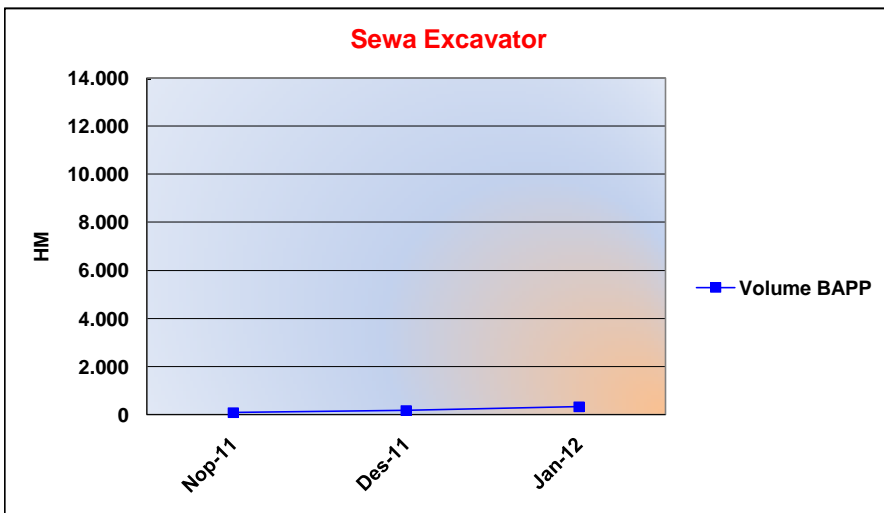
Bulan	Hasil per Bulan	Kumulatif
Nop-11	-	-
Des-11	-	-
Jan-12	-	-
	-	-

Jenis Pekerjaan	Unit	Vol SPK	Realisasi	%
Sewa Buldozer	HM	-	297,10	0,00%



Bulan	Hasil per Bulan	Kumulatif
Nop-11	110,10	110,10
Des-11	134,00	244,10
Jan-12	53,00	297,10
	297,10	

Jenis Pekerjaan	Unit	Vol SPK	Realisasi	%
Sewa Excavator	HM	-	322,00	0,00%

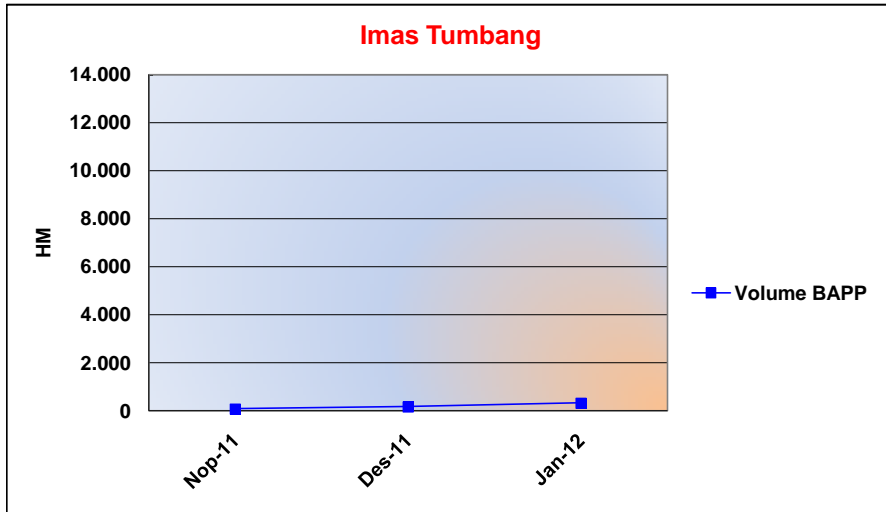


Bulan	Hasil per Bulan	Kumulatif
Nop-11	76,00	76,00
Des-11	92,00	168,00
Jan-12	154,00	322,00
	322,00	



PROGRESS REPORT - Kebun Gaharu

Jenis Pekerjaan	Unit	Vol SPK	Realisasi	%
Imas Tumbang	Ha	7.000,00	101,90	4,62%



Bulan	Hasil per Bulan	Kumulatif
Nop-11	-	-
Des-11	101,90	101,90
Jan-12	-	101,90
	101,90	