



PT. SINERGI AGRO INDUSTRI

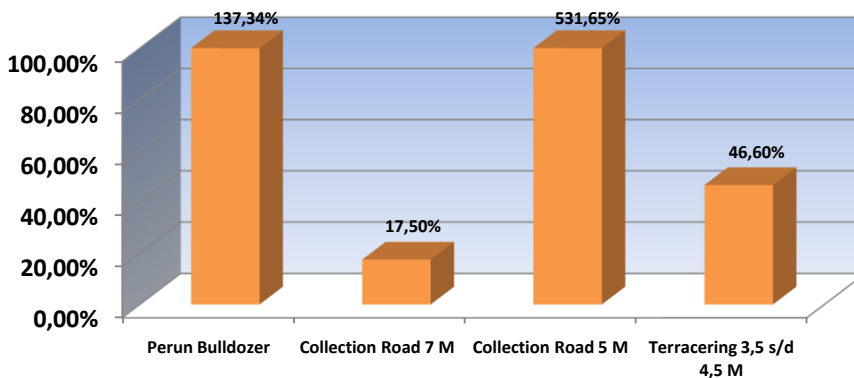
CLAIM SUMMARY - Desa Susuk Dalam Estate

Contract No. :

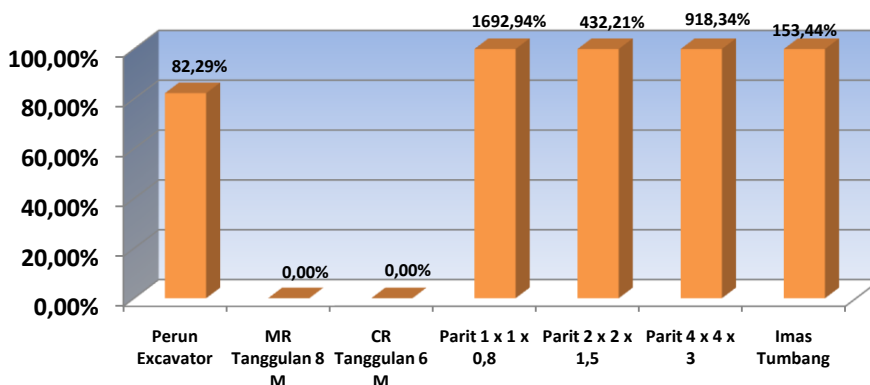
1. PTS-KS/CR/005/10/11

Type of Work	Unit	SPK Vol	Previous Month Claim	June '13 Claim	To Date Claimed	%
Bulldozer						
Perun Bulldozer	Ha	630,00	814,03	51,20	865,23	137,34%
Main Road 9 M	Meter	4.200,00	-	-	-	0,00%
Collection Road 7 M	Meter	13.300,00	2.328,00	-	2.328,00	17,50%
Collection Road 6 M	Meter	13.300,00	-	-	-	0,00%
Collection Road 5 M	Meter	13.300,00	70.634,00	76,00	70.710,00	531,65%
Terracing 3,5 s/d 4,5 M	Meter	484.630,00	225.861,00	-	225.861,00	46,60%
Jalan Teras Kontour 5 M	Meter	15.876,00	-	-	-	0,00%
Sewa Buldozer	HM	1.500,00	5.209,00	133,00	5.342,00	356,13%
Excavator						
Perun Excavator	Ha	70,00	57,60	-	57,60	82,29%
MR Tanggulan 9 M	Meter	1.000,00	-	-	-	0,00%
MR Tanggulan 8 M	Meter	1.890,00	-	-	-	0,00%
MR Tanggulan 7 M	Meter	2.100,00	1.924,00	-	1.924,00	91,62%
CR Tanggulan 6 M	Meter	500,00	-	-	-	0,00%
Parit 1 x 1 x 0,8	Meter	14.000,00	237.012,00	-	237.012,00	1692,94%
Parit 2 x 2 x 1,5	Meter	7.000,00	30.255,00	-	30.255,00	432,21%
Parit 4 x 4 x 3	Meter	3.500,00	32.142,00	-	32.142,00	918,34%
Gorong-gorong	M ²	-	-	-	-	-
Jembatan	M ²	500,00	5.078,00	20,00	5.098,00	1019,60%
Sewa Excavator	HM	1.500,00	1.974,00	82,00	2.056,00	137,07%
Imas Tumbang	Ha	700,00	903,05	171,00	1.074,05	153,44%
Jalan Boundery CR 5 M	Meter	-	-	-	-	-
CR Tanggulan 5 M	Meter	2.682,00	16.460,00	-	16.460,00	613,72%

Bulldozer Work



Excavator Work



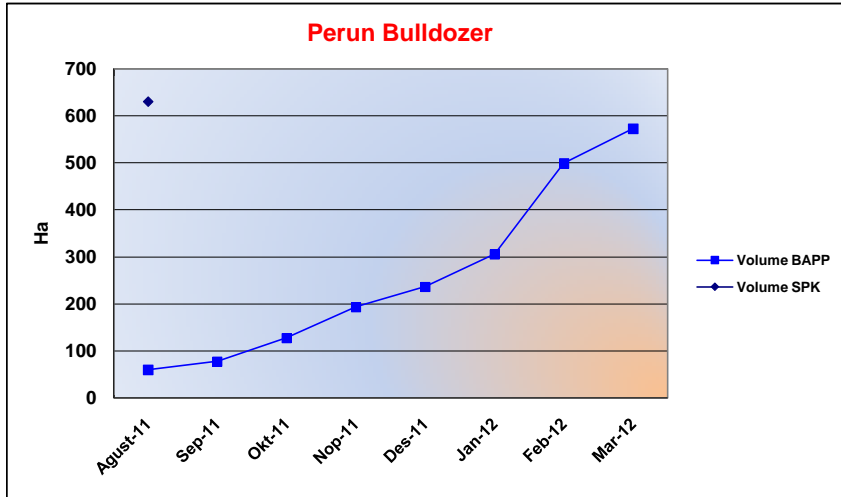


PT. SINERGI AGRO INDUSTRI

CLAIM SUMMARY - Desa Susuk Dalam Estate

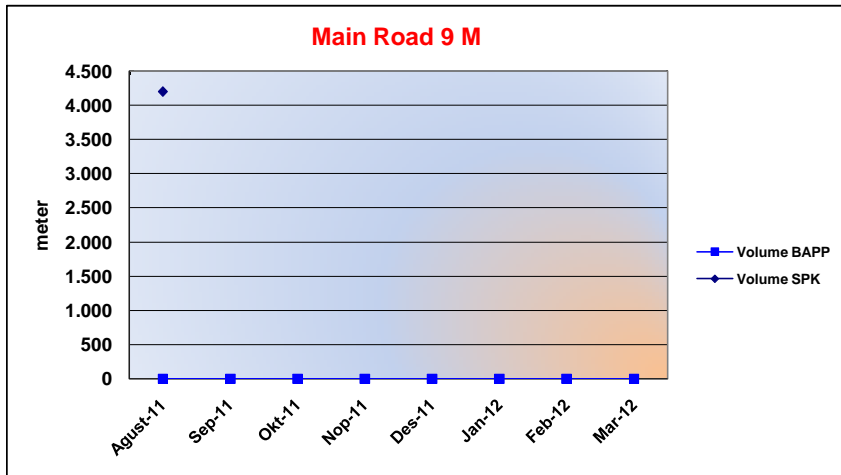
Chart & Detail Per Month

Type of Work	SPK Vol (Ha)	Progress	%
Perun Bulldozer	630,00	865,23	137,34%



Month	Monthly Progress	Accumulated
Agust-11	59,10	59,10
Sep-11	18,10	77,20
Okt-11	49,50	126,70
Nop-11	66,10	192,80
Des-11	43,15	235,95
Jan-12	68,92	304,87
Feb-12	193,56	498,43
Mar-12	73,70	572,13
Apr-12	127,50	699,63
Mei-12	-	699,63
Jun-12	-	699,63
Jul-12	-	699,63
Agust-12	-	699,63
Sep-12	-	699,63
Okt-12	-	699,63
Nop-12	12,80	712,43
Des-12	12,50	724,93
Jan-13	31,50	756,43
Feb-13	23,20	779,63
Mar-13	24,20	803,83
Apr-13	10,20	814,03
Mei-13	-	814,03
Jun-13	51,20	865,23
	865,23	

Type of Work	SPK Vol (Meter)	Progress	%
Main Road 9 M	4.200,00	-	0,00%



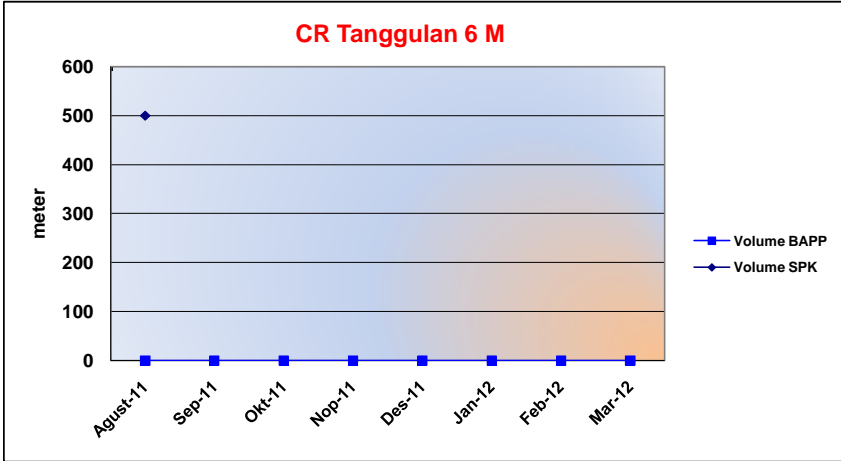
Month	Monthly Progress	Accumulated
Agust-11	-	-
Sep-11	-	-
Okt-11	-	-
Nop-11	-	-
Des-11	-	-
Jan-12	-	-
Feb-12	-	-
Mar-12	-	-
Apr-12	-	-
Mei-12	-	-
Jun-12	-	-
Jul-12	-	-
Agust-12	-	-
Sep-12	-	-
Okt-12	-	-
Nop-12	-	-
Des-12	-	-
Jan-13	-	-
Feb-13	-	-
Mar-13	-	-
Apr-13	-	-
Mei-13	-	-
Jun-13	-	-
	-	



PT. SINERGI AGRO INDUSTRI

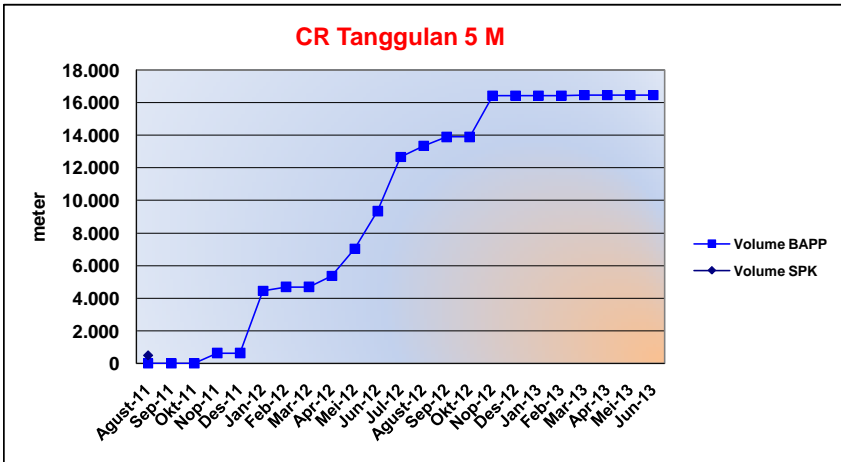
CLAIM SUMMARY - Desa Susuk Dalam Estate

Type of Work	SPK Vol (Meter)	Progress	%
CR Tanggulan 6 M	500,00	-	0,00%



Month	Monthly Progress	Accumulated
Agust-11	-	-
Sep-11	-	-
Okt-11	-	-
Nop-11	-	-
Des-11	-	-
Jan-12	-	-
Feb-12	-	-
Mar-12	-	-
Apr-12	-	-
Mei-12	-	-
Jun-12	-	-
Jul-12	-	-
Agust-12	-	-
Sep-12	-	-
Okt-12	-	-
Nop-12	-	-
Des-12	-	-
Jan-13	-	-
Feb-13	-	-
Mar-13	-	-
Apr-13	-	-
Mei-13	-	-
Jun-13	-	-
	-	-
	-	-
	-	-

Type of Work	SPK Vol (Meter)	Progress	%
CR Tanggulan 5 M	2.682,00	16.460,00	613,72%



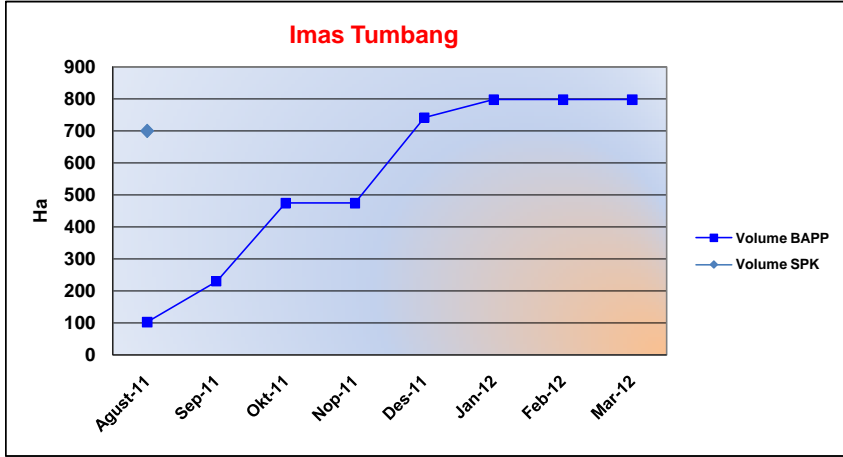
Month	Monthly Progress	Accumulated
Agust-11	-	-
Sep-11	-	-
Okt-11	-	-
Nop-11	630,00	630,00
Des-11	-	630,00
Jan-12	3.815,00	4.445,00
Feb-12	245,00	4.690,00
Mar-12	-	4.690,00
Apr-12	678,00	5.368,00
Mei-12	1.658,00	7.026,00
Jun-12	2.318,00	9.344,00
Jul-12	3.330,00	12.674,00
Agust-12	684,00	13.358,00
Sep-12	541,00	13.899,00
Okt-12	-	13.899,00
Nop-12	2.543,00	16.442,00
Des-12	-	16.442,00
Jan-13	-	16.442,00
Feb-13	-	16.442,00
Mar-13	18,00	16.460,00
Apr-13	-	16.460,00
Mei-13	-	16.460,00
Jun-13	-	16.460,00
	16.460,00	



PT. SINERGI AGRO INDUSTRI

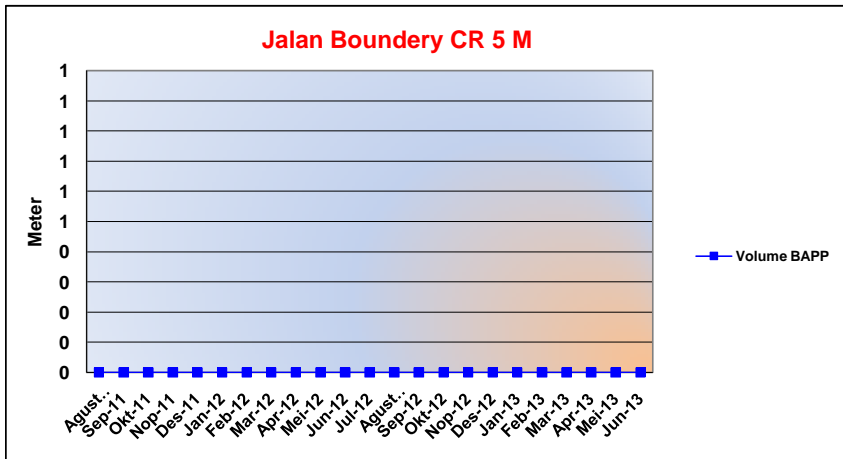
CLAIM SUMMARY - Desa Susuk Dalam Estate

Type of Work	SPK Vol (Ha)	Progress	%
Imas Tumbang	700,00	1.074,05	153,44%



Month	Monthly Progress	Accumulated
Agust-11	102,20	102,20
Sep-11	127,50	229,70
Okt-11	244,35	474,05
Nop-11	-	474,05
Des-11	266,90	740,95
Jan-12	56,60	797,55
Feb-12	-	797,55
Mar-12	-	797,55
Apr-12	-	797,55
Mei-12	-	797,55
Jun-12	-	797,55
Jul-12	-	797,55
Agust-12	-	797,55
Sep-12	-	797,55
Okt-12	-	797,55
Nop-12	-	797,55
Des-12	19,10	816,65
Jan-13	19,60	836,25
Feb-13	39,90	876,15
Mar-13	10,00	886,15
Apr-13	16,90	903,05
Mei-13	-	903,05
Jun-13	171,00	1.074,05
	1.074,05	

Type of Work	SPK Vol (Ha)	Progress	%
Jalan Boundry CR 5 M	-	-	0,00%



Month	Monthly Progress	Accumulated
Agust-11	-	-
Sep-11	-	-
Okt-11	-	-
Nop-11	-	-
Des-11	-	-
Jan-12	-	-
Feb-12	-	-
Mar-12	-	-
Apr-12	-	-
Mei-12	-	-
Jun-12	-	-
Jul-12	-	-
Agust-12	-	-
Sep-12	-	-
Okt-12	-	-
Nop-12	-	-
Des-12	-	-
Jan-13	-	-
Feb-13	-	-
Mar-13	-	-
Apr-13	-	-
Mei-13	-	-
Jun-13	-	-
	-	-