



PT. NUSANTARA SAWIT PERSADA

PROGRESS REPORT - Kebun Rasau Tumbuh

KONTRAK NO :

1. SPK No. RSTE/JKTO/031/06/2012-SWAB (07 Mei 2012 s.d. 31 Desember 2013)
1. SPK No. RSTE/JKTO/032/06/2012-Pasar Pikul (07 Mei 2012 s.d. 31 Desember 2013)
2. SPK No. RSTE/JKTO/037/06/2012-MTT (01 Agustus 2012 s.d. 31 Desember 2012)

Jenis Pekerjaan	Unit	Vol SPK 02 Mei 2012 s.d 30 April 2014	Realisasi			%
			AKUMULASI S.D BULAN LALU	BAPP Juni 2013	S.D BAPP Juni 2013	
Sewa Bulldozer (D31)	HM	-	762,40	30,00	792,40	
Sewa Excavator (PC 100)	HM	-	82,00	12,00	94,00	
Sewa Excavator (PC 50)	HM	-	67,00	-	67,00	
Muat & Angkut Tanah Timbun	M3	51.600,00	34.052,00	-	34.052,00	65,99%
Pasar Pikul & Pasar Kumis	M2	900.000,00	334.311,00	31.612,00	365.923,00	40,66%

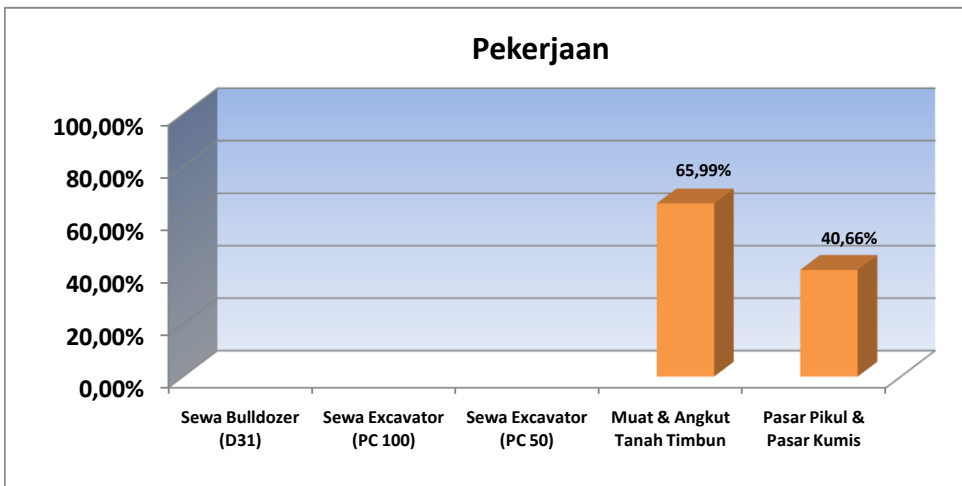
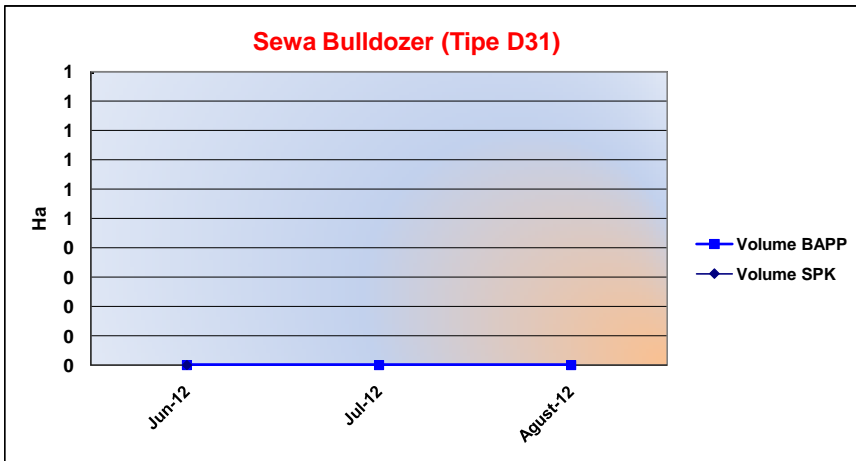


Chart & Detail Per Month

Jenis Pekerjaan	Unit	Vol SPK	Realisasi	%
Sewa Bulldozer (D31)	HM	-	792,40	0,00%



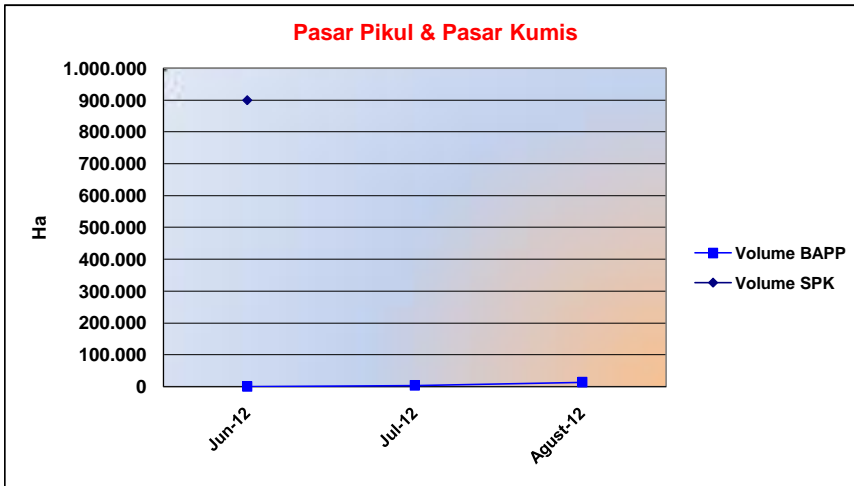
Bulan	Hasil per Bulan	Kumulatif
Jun-12	-	-
Jul-12	-	-
Aug-12	-	-
Sep-12	-	-
Oct-12	300	299,70
Nov-12	50	349,70
Dec-12	-	349,70
Jan-13	16	365,70
Feb-13	57	422,70
Mar-13	-	422,70
Apr-13	164	586,40
May-13	176	762,40
Jun-13	30	792,40
	792	



PT. NUSANTARA SAWIT PERSADA

PROGRESS REPORT - Kebun Rasau Tumbuh

Jenis Pekerjaan	Unit	Vol SPK	Realisasi	%
Pasar Pikul & Pasar Kumis	M2	900.000,00	365.923,00	40,66%



Bulan	Hasil per Bulan	Kumulatif
Jun-12	-	-
Jul-12	3.304	3.304,00
Aug-12	10.770	14.074,00
Sep-12	8.785	22.859,00
Oct-12	17.401	40.260,00
Nov-12	30.524	70.784,00
Dec-12	34.873	105.657,00
Jan-13	18.808	124.465,00
Feb-13	40.282	164.747,00
Mar-13	41.200	205.947,00
Apr-13	98.266	304.213,00
May-13	30.098	334.311,00
Jun-13	31.612	365.923,00
	365.923	