

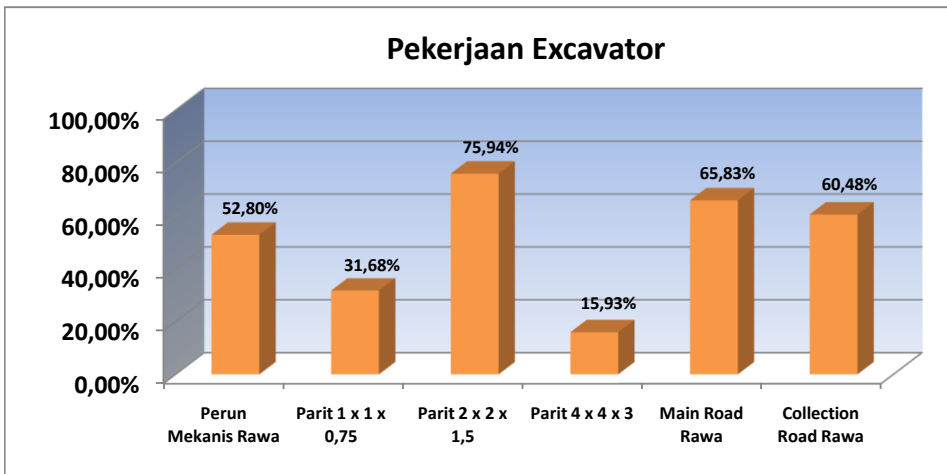
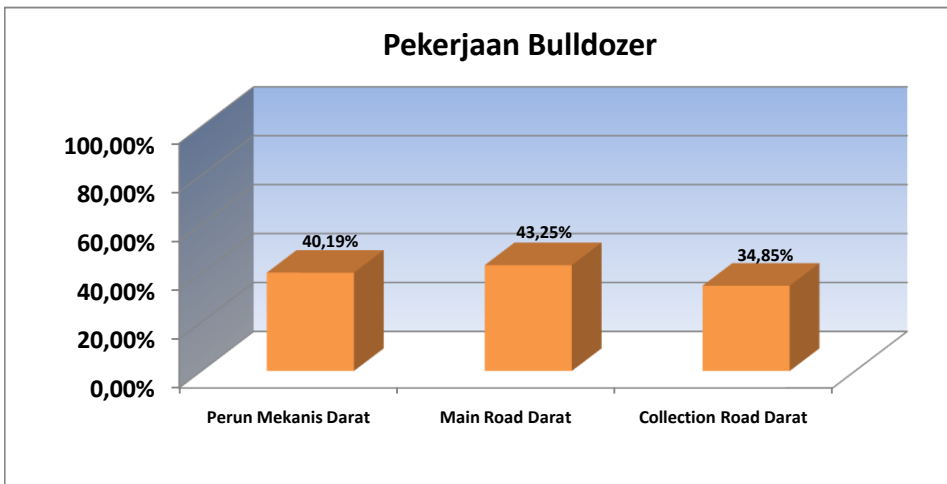


**PROGRESS REPORT - Kebun Persada**

KONTRAK NO :

1. PRSE/JKTO/01/10/01-PL (01 Februari 2010 - 29 Juni 2013)
2. PRSE/JKTO/01/10/02-SWAB (01 Februari 2010 - 29 Juni 2013)

Jenis Pekerjaan	Unit	Vol SPK 1 Feb 2010 s.d 29 Jun 2013	Realisasi			%
			AKUMULASI S.D BULAN LALU	BAPP Juni 2013	S.D BAPP Juni 2013	
<b>Bulldozer</b>						
Perun Mekanis Darat	Ha	1.800,00	723,45	-	723,45	40,19%
Main Road Darat	Meter	18.500,00	8.001,40	-	8.001,40	43,25%
Collection Road Darat	Meter	61.000,00	21.257,69	-	21.257,69	34,85%
Sewa Bulldozer	HM	-	3.835,40	-	3.835,40	
<b>Excavator</b>						
Perun Mekanis Rawa	Ha	4.200,00	2.215,94	1,52	2.217,46	52,80%
Parit 1 x 1 x 0,75	Meter	1.400.000,00	441.906,00	1.653,00	443.559,00	31,68%
Parit 2 x 2 x 1,5	Meter	140.000,00	105.638,00	673,00	106.311,00	75,94%
Parit 4 x 4 x 3	Meter	42.000,00	6.692,34	-	6.692,34	15,93%
Main Road Rawa	Meter	42.000,00	27.649,12	-	27.649,12	65,83%
Collection Road Rawa	Meter	141.000,00	85.059,60	220,00	85.279,60	60,48%
Gorong-gorong 1 M	Unit	-	32,00	-	32,00	
Jembatan Kayu 2 M	Unit	-	36,00	-	36,00	
Jembatan Kayu 4 M	Unit	-	5,00	-	5,00	
Jembatan Kayu 5-10 M	Unit	-	-	-	-	
Sewa Excavator	HM	-	12.289,10	336,00	12.625,10	











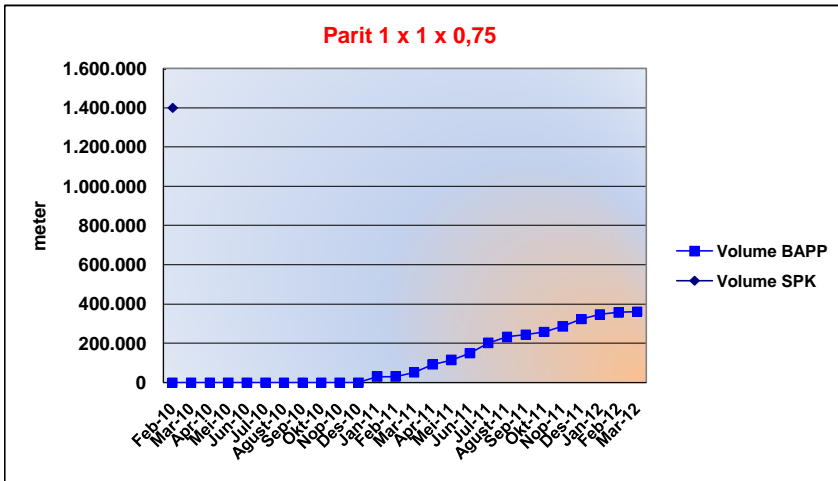




# PT. NUSANTARA SAWIT PERSADA

## PROGRESS REPORT - Kebun Persada

Jenis Pekerjaan	Unit	Vol SPK	Realisasi	%
Parit 1 x 1 x 0,75	Meter	1.400.000,00	443.559,00	31,68%



Bulan	Hasil per Bulan	Kumulatif
Feb-10	-	-
Mar-10	-	-
Apr-10	-	-
Mei-10	-	-
Jun-10	-	-
Jul-10	-	-
Agust-10	-	-
Sep-10	-	-
Okt-10	-	-
Nop-10	-	-
Des-10	-	-
Jan-11	30.245,00	30.245,00
Feb-11	-	30.245,00
Mar-11	21.244,00	51.489,00
Apr-11	40.368,00	91.857,00
Mei-11	23.098,00	114.955,00
Jun-11	33.386,00	148.341,00
Jul-11	52.772,00	201.113,00
Agust-11	31.009,00	232.122,00
Sep-11	12.085,00	244.207,00
Okt-11	13.299,00	257.506,00
Nop-11	29.101,00	286.607,00
Des-11	35.519,00	322.126,00
Jan-12	23.697,00	345.823,00
Feb-12	10.138,00	355.961,00
Mar-12	4.026,00	359.987,00
Apr-12	5.956,00	365.943,00
Mei-12	3.151,00	369.094,00
Jun-12	12.325,00	381.419,00
Jul-12	1.891,00	383.310,00
Agust-12	7.135,00	390.445,00
Sep-12	4.914,00	395.359,00
Okt-12	8.108,00	403.467,00
Nop-12	13.265,00	416.732,00
Des-12	3.288,00	420.020,00
Jan-13	4.784,00	424.804,00
Feb-13	5.117,00	429.921,00
Mar-13	4.847,00	434.768,00
Apr-13	3.198,00	437.966,00
Mei-13	3.940,00	441.906,00
Jun-13	1.653,00	443.559,00
	443.559,00	













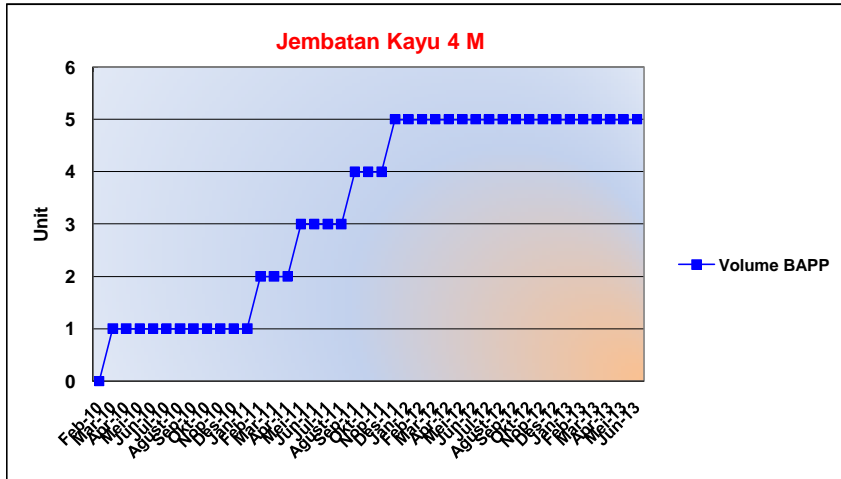


# PT. NUSANTARA SAWIT PERSADA

## PROGRESS REPORT - Kebun Persada

Jenis Pekerjaan	Unit	Vol SPK	Realisasi	%
Jembatan Kayu 4 M	Unit	-	5,00	0,00%

Bulan	Hasil per Bulan	Kumulatif
Feb-10	-	-
Mar-10	1,00	1,00
Apr-10	-	1,00
Mei-10	-	1,00
Jun-10	-	1,00
Jul-10	-	1,00
Agust-10	-	1,00
Sep-10	-	1,00
Okt-10	-	1,00
Nop-10	-	1,00
Des-10	-	1,00
Jan-11	-	1,00
Feb-11	1,00	2,00
Mar-11	-	2,00
Apr-11	-	2,00
Mei-11	1,00	3,00
Jun-11	-	3,00
Jul-11	-	3,00
Agust-11	-	3,00
Sep-11	1,00	4,00
Okt-11	-	4,00
Nop-11	-	4,00
Des-11	1,00	5,00
Jan-12	-	5,00
Feb-12	-	5,00
Mar-12	-	5,00
Apr-12	-	5,00
Mei-12	-	5,00
Jun-12	-	5,00
Jul-12	-	5,00
Agust-12	-	5,00
Sep-12	-	5,00
Okt-12	-	5,00
Nop-12	-	5,00
Des-12	-	5,00
Jan-13	-	5,00
Feb-13	-	5,00
Mar-13	-	5,00
Apr-13	-	5,00
Mei-13	-	5,00
Jun-13	-	5,00
	5,00	







# PT. NUSANTARA SAWIT PERSADA

## PROGRESS REPORT - Kebun Persada

Jenis Pekerjaan	Unit	Vol SPK	Realisasi	%
Sewa Excavator	HM	-	12.625,10	0,00%

Bulan	Hasil per Bulan	Kumulatif
Feb-10	-	-
Mar-10	103,40	103,40
Apr-10	-	103,40
Mei-10	-	103,40
Jun-10	-	103,40
Jul-10	-	103,40
Agust-10	-	103,40
Sep-10	-	103,40
Okt-10	-	103,40
Nop-10	-	103,40
Des-10	-	103,40
Jan-11	107,20	210,60
Feb-11	273,00	483,60
Mar-11	63,00	546,60
Apr-11	191,00	737,60
Mei-11	432,00	1.169,60
Jun-11	268,00	1.437,60
Jul-11	658,00	2.095,60
Agust-11	140,00	2.235,60
Sep-11	16,00	2.251,60
Okt-11	243,00	2.494,60
Nop-11	853,50	3.348,10
Des-11	662,00	4.010,10
Jan-12	537,00	4.547,10
Feb-12	1.009,00	5.556,10
Mar-12	713,00	6.269,10
Apr-12	1.337,00	7.606,10
Mei-12	677,00	8.283,10
Jun-12	389,00	8.672,10
Jul-12	410,00	9.082,10
Agust-12	252,00	9.334,10
Sep-12	-	9.334,10
Okt-12	427,00	9.761,10
Nop-12	461,00	10.222,10
Des-12	385,00	10.607,10
Jan-13	398,00	11.005,10
Feb-13	393,00	11.398,10
Mar-13	56,00	11.454,10
Apr-13	278,00	11.732,10
Mei-13	557,00	12.289,10
Jun-13	336,00	12.625,10
	12.625,10	

