



PT. BORNEO SAWIT PERDANA

PROGRESS REPORT - Kebun Jemaras

KONTRAK NO :

1. SPK No. JMRE/JKTO/034/07/2012-Pasar Pikul
2. SPK No. JMRE/JKTO/050/12/2012-SWAB

Jenis Pekerjaan	Unit	Vol SPK 02 Mei 2012 s.d 30 April 2014	Realisasi			%
			AKUMULASI S.D BULAN LALU	BAPP Juni 2013	S.D BAPP Juni 2013	
Sewa Bulldozer (D31)	HM	-	250,00	249,00	499,00	
Sewa Excavator (PC 100)	HM	-	-	87,30	87,30	
Sewa Excavator (PC 50)	HM	-	-	-	-	
Sewa Motor Grader	HM	-	319,00	-	319,00	
Muat & Angkut Tanah Timbun	M3	51.600,00	18.828,00	11.620,00	30.448,00	59,01%
Pasar Pikul & Pasar Kumis	M2	900.000,00	370.686,83	91.729,06	462.415,89	51,38%

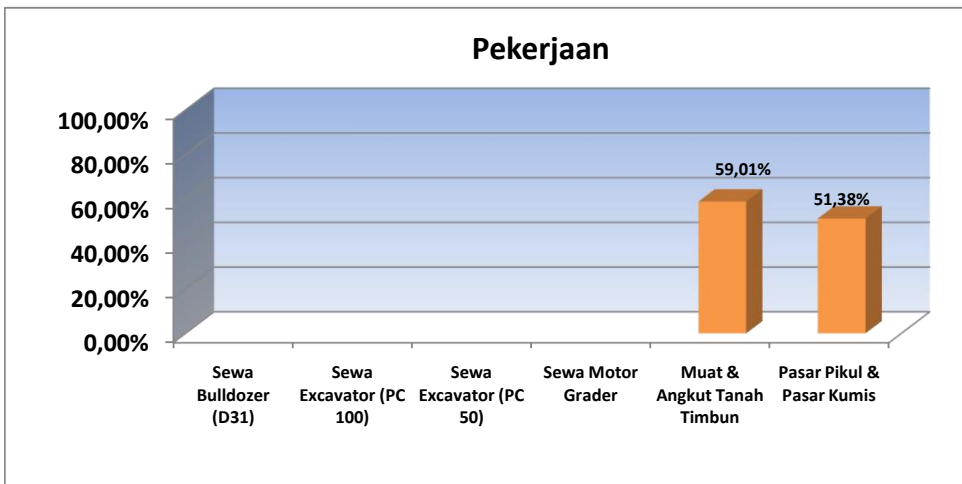
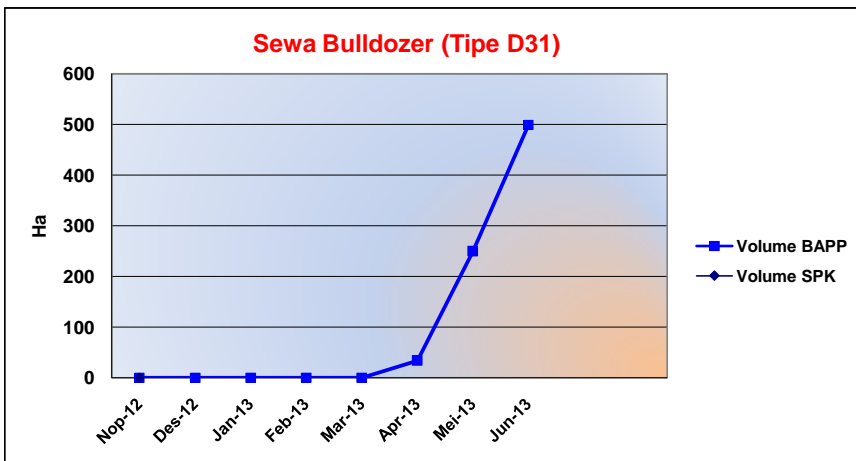


Chart & Detail Per Month

Jenis Pekerjaan	Unit	Vol SPK	Realisasi	%
Sewa Bulldozer (D31)	HM	-	499,00	0,00%



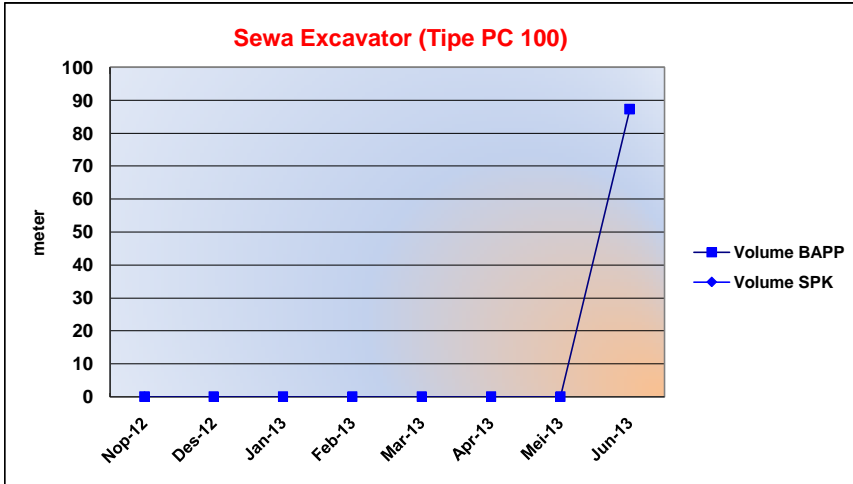
Bulan	Hasil per Bulan	Kumulatif
Nov-12	-	-
Dec-12	-	-
Jan-13	-	-
Feb-13	-	-
Mar-13	-	-
Apr-13	34	34,00
May-13	216	250,00
Jun-13	249	499,00
	499	



PT. BORNEO SAWIT PERDANA

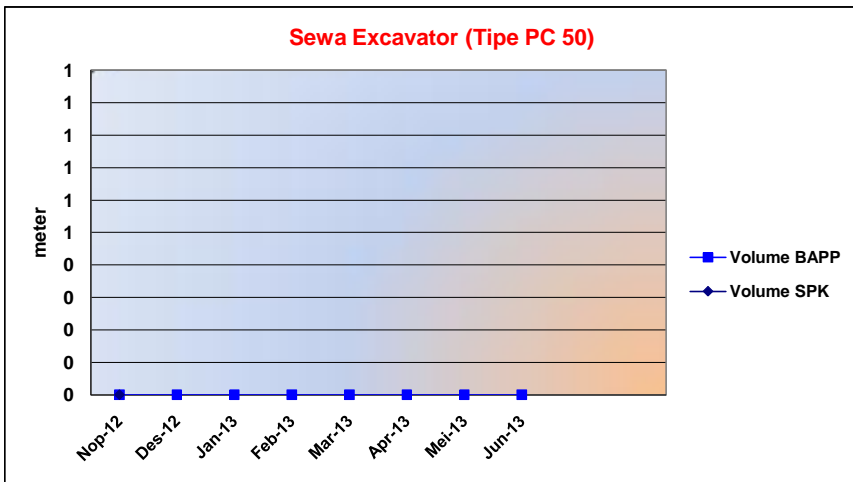
PROGRESS REPORT - Kebun Jemaras

Jenis Pekerjaan	Unit	Vol SPK	Realisasi	%
Sewa Excavator (PC 100)	HM	-	87,30	0,00%



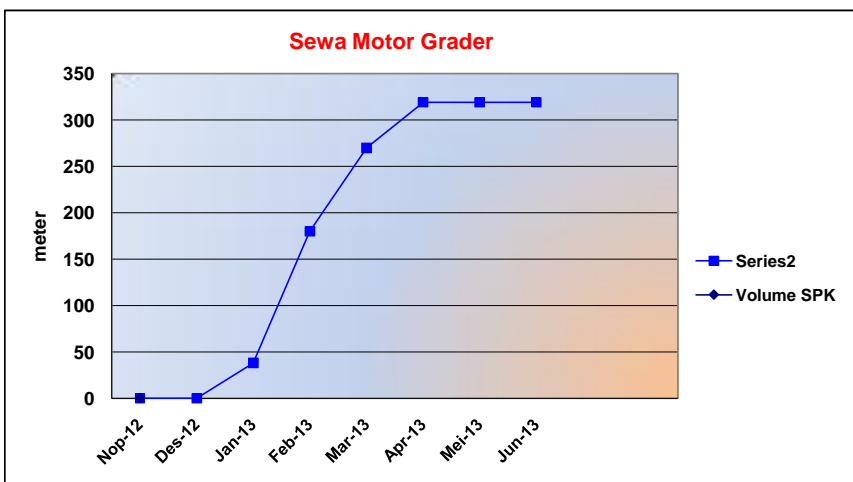
Bulan	Hasil per Bulan	Kumulatif
Nov-12	-	-
Dec-12	-	-
Jan-13	-	-
Feb-13	-	-
Mar-13	-	-
Apr-13	-	-
May-13	-	-
Jun-13	87	87,30
	87	

Jenis Pekerjaan	Unit	Vol SPK	Realisasi	%
Sewa Excavator (PC 50)	HM	-	-	0,00%



Bulan	Hasil per Bulan	Kumulatif
Nov-12	-	-
Dec-12	-	-
Jan-13	-	-
Feb-13	-	-
Mar-13	-	-
Apr-13	-	-
May-13	-	-
Jun-13	-	-
	-	

Jenis Pekerjaan	Unit	Vol SPK	Realisasi	%
Sewa Motor Grader	HM	-	319,00	0,00%



Bulan	Hasil per Bulan	Kumulatif
Nov-12	-	-
Dec-12	-	-
Jan-13	38	38,00
Feb-13	142	180,00
Mar-13	90	270,00
Apr-13	49	319,00
May-13	-	319,00
Jun-13	-	319,00
	319	

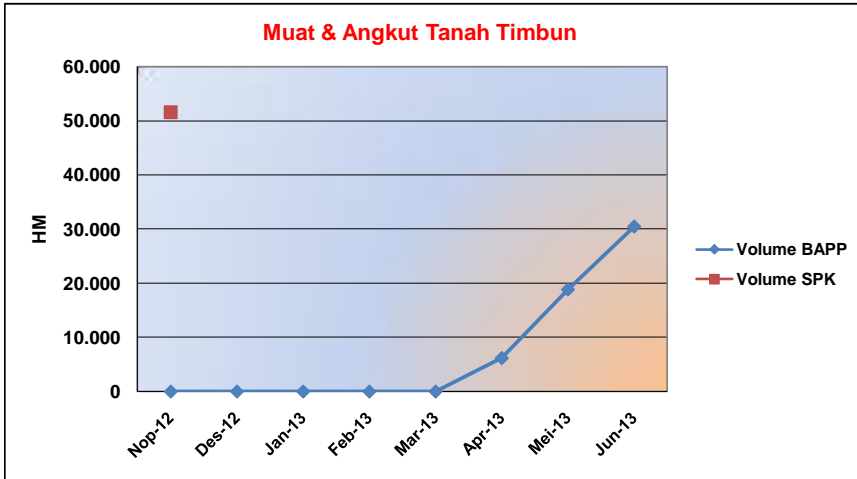


PT. BORNEO SAWIT PERDANA

PROGRESS REPORT - Kebun Jemaras

Jenis Pekerjaan	Unit	Vol SPK	Realisasi	%
Muat & Angkut Tanah Timbun	M3	51.600,00	30.448,00	59,01%

Bulan	Hasil per Bulan	Kumulatif
Nov-12	-	-
Dec-12	-	-
Jan-13	-	-
Feb-13	-	-
Mar-13	-	-
Apr-13	6.184	6.184,00
May-13	12.644	18.828,00
Jun-13	11.620	30.448,00
	30.448	



Jenis Pekerjaan	Unit	Vol SPK	Realisasi	%
Pasar Pikul & Pasar Kumis	M2	900.000,00	462.415,89	51,38%

Bulan	Hasil per Bulan	Kumulatif
Nov-12	33.607	33.607,47
Dec-12	36.276	69.883,13
Jan-13	47.855	117.737,72
Feb-13	55.354	173.091,94
Mar-13	62.606	235.697,92
Apr-13	61.232	296.930,06
May-13	73.757	370.686,83
Jun-13	91.729	462.415,89
	462.416	

